

ARTEP 5-500-66-MTP

**Engineer Team, Battalion
Headquarters**

OCTOBER 2002

DISTRIBUTION RESTRICTION: Approved for public release; distribution is unlimited.

**HEADQUARTERS
DEPARTMENT OF THE ARMY**

MISSION TRAINING PLAN for the Engineer Team, Battalion Headquarters

TABLE OF CONTENTS

	<u>PAGE</u>
Table of Contents	i
PREFACE	ii
Chapter 1. Unit Training	1-1
Chapter 2. Training Matrixes	2-1
2-1. General.....	2-1
2-2. Mission to Collective Tasks Matrix.....	2-1
Chapter 3. Mission Outlines / Training Plans	3-1
Chapter 4. Training Exercise	4-1
Chapter 5. Training and Evaluation Outlines	5-1
Chapter 6. External Evaluation	6-1
APPENDIX A - EXERCISE OPERATION ORDER (OPORD)	A-1
APPENDIX B - THREAT ANALYSIS	B-1
APPENDIX C - METRIC CONVERSION CHART	C-1
Glossary	Glossary-1
References	References-1
Questionnaire	Questionnaire-1

*DISTRIBUTION RESTRICTION: Approved for public release; distribution is unlimited.

This publication, along with ARTEP-MTPs 5-520-10, 5-520-12, 5-20-14, 5-530-14, and 5-530-16, supersedes ARTEP 5-500-21-MTP, 18 October 1996.

PREFACE

This mission training plan (MTP) provides the Active (AC) and Reserve Component (RC) training manager with a descriptive, mission-oriented training program to train the unit to perform its critical wartime operations. While general defense plan missions and deployment assignments impact on the priorities, the operations described here are the principal ones that the Engineer Team, Battalion Headquarters (LA) is expected to execute with a high level of proficiency. Each unit is expected to train, as a minimum, to the standards of the training and evaluation outlines (T&EOs) in the MTP. Standards for training may be more difficult but may not be lowered. This document is in alignment with and part of the United States (US) Army's training and tactical doctrine.

This MTP applies to the Engineer Team, Battalion Headquarters (LA) table of organization and equipment (TOE) 05500LA00.

The proponent of this publication is Headquarters (HQ), US Army Training and Doctrine Command (TRADOC). Send comments and recommendations on Department of Army (DA) Form 2028 directly to Commander, US Army Maneuver Support Center, ATTN: ATZT-DT-WF-E, Directorate of Training Development, 320 MANSCEN Loop, Suite 220, Fort Leonard Wood, Missouri 65473-8929.

Unless this publication states otherwise, masculine nouns and pronouns do not refer exclusively to men.

CHAPTER 1

Unit Training

1-1. General. This MTP provides the commander and leaders with guidance on how to train the key missions of the unit. The specific details of the unit's training program will depend on the--

- Unit's mission-essential tasks list (METL).
- Chain-of-command's training directives and guidance.
- Unit's training priorities.
- Availability of training resources and areas.

1-2. Supporting Material. This MTP describes a critical wartime mission-oriented training program. In addition to collective tasks, the training program includes references to soldier training publications (STPs) for the appropriate military occupational specialty (MOS) and skill levels.

1-3. Contents. This MTP is organized into six chapters and three appendixes.

a. Chapter 1, Unit Training, provides the explanation and organization of this MTP. This chapter explains how to use this MTP in establishing an effective training program.

b. Chapter 2, Training Matrixes, shows the relationship between the mission and the collective tasks.

c. Chapter 3, Mission Outlines/Training Plans, presents a graphic portrayal of the relationship between missions and their subordinate tasks.

d. Chapter 4, Training Exercises, consists of a field training exercise (FTX). This exercise provides training information and a preconstructed scenario. It can serve as a part of an internal or external evaluation. This exercise may be modified to suit the training needs of the unit.

e. Chapter 5, Training and Evaluation Outlines (T&EOs), provides the training and evaluation criteria for all the tasks that the unit must master to effectively perform its mission. Each task is a T&EO that identifies task steps, performance measures, individual and leader tasks, and opposing forces (OPFOR) counter tasks. Each T&EO is part of a mission and, in various combinations, composes the training exercise in Chapter 4.

f. Chapter 6, External Evaluation, provides instructions for the planning, preparation, and execution of an external evaluation.

g. Appendix A, Sample Operation Order (OPORD), contains a sample OPORD to be used with the exercise in Chapter 4.

h. Appendix B, Threat Analysis, describes the local, regional, and global threats, as well as special situations that impact operations.

i. Appendix C, Metric Conversion Chart, shows how to convert US and metric measurements.

1-4. Missions and Tasks.

a. This MTP concerns specific missions found in the TOE and an implied mission that the unit must perform in order to accomplish the specified missions. The critical missions are the focus for the unit.

The commander may supplement these missions with his own. The following is a listing of the missions for the unit:

- Command and Control.
- Sustain engineer operations.
- Unit defense.
- Unit survivability.

b. Each of these tasks may be trained individually or jointly with other tasks. Training is based on the criteria described in the T&EOs. Several T&EOs can be trained as a situational training exercise (STX). Various combinations of STXs can be used to develop an FTX for the unit to practice its entire mission responsibility. Several STXs can be developed into an external evaluation that is designed by the next higher echelon to evaluate the unit's ability to perform multiple missions under stress in a realistic environment.

c. Squad tasks are trained in much the same way as described above. However, the squad leader must also train the drills provided in the drill book.

d. Leader tasks that support the unit's missions are trained through STP training, battle simulations, and execution of the unit's missions.

e. Individual tasks that support unit tasks are mastered by training to standards outlined in the appropriate STPs. The T&EOs in Chapter 5 show the individual tasks that support collective-task training.

1-5. Principles of Training. This MTP is based on the training principles explained in Field Manual (FM) 25-100.

1-6. Training Strategy. The training program developed and executed by the engineer battalion to train to standards in its critical wartime missions will be a component of the Army's Combined-Arms Training Strategy (CATS). The purpose of CATS is to provide direction and guidance on how the total Army will train and identify the resources required to support that training. The CATS will provide the tools that enable the Army to focus and manage training in an integrated manner. Central to the CATS is a series of proponent-generated unit and institutional strategies that describe the training events and resources required to facilitate training to standard. The CATS will be embedded in the Standard Army Training System (SATS) version 4.1 and higher. The Web site for this information is <http://www.atsc.army.mil/atmd/strac>.

a. The unit training strategies central to the CATS provide the commander with a descriptive "menu" for training reflecting that while there is an optimal way to train to standard, it is unlikely that all units in the Army will have the exact mix of resources required to execute an optimal training strategy.

b. The unit's training strategy is a descriptive training strategy that provides a means for training the battalion to standard by listing required training events, critical training gates, training event frequencies, and training resources. The commander selects from this MTP those tasks required to train his METL. The training strategies to be provided in the SATS 4.1 will provide the means whereby those tasks that can be trained through a focused and integrated training plan.

c. The unit's training strategy will be comprised of three separate training strategies. When integrated with the training tasks found in this MTP, they form a comprehensive and focused training strategy that allows the unit to train to standard. The elements of the unit's training strategy are--

(1) Maneuver- and collective-training strategy. The maneuver strategy is intended to provide a set of recommended training frequencies for key training events in a unit and depicts those resources that are required to support the training events.

(2) Gunnery strategy. The gunnery strategy is based on weapons systems found in the unit and is intended to provide an annual training plan and to depict resources required to support weapons training. Data for the gunnery strategy comes from the Standards in Training Commission (STRAC) manual or the appropriate FM publications.

(3) Soldier strategy. The soldier strategy provides an annual plan for training and maintaining skills at the individual level and lists the resources required to train a soldier.

d. A vital element in the unit's training strategy is the identification of critical training gates. Critical training gates are defined as training events that must be conducted to standard before moving on to a more difficult or resource-intensive training event or task. Training gates follow the crawl, walk, run training methodology. For instance, if the unit training strategy calls for conducting an FTX, and an STX has been identified as a critical training gate for the FTX, the training tasks in the STX must be trained to standard before conducting the FTX. Standards for all tasks must be clearly defined so that the trainer can assess the preparedness of the soldiers, or units, to move on to more complex training events. The provision for critical training gates is made recognizing that the unit's METL and the commander's assessment of his unit's training status will determine the selection and timing of the collective-training exercises in a specific unit's training strategy.

e. When developing the unit's training plan, the commander identifies from the MTP the training tasks required to train his METL.

1-7. Conducting Training. This MTP is designed to facilitate planning, preparing, and conducting unit training as explained in FMs 25-100 and 25-101. The commander--

a. Assigns the missions and supporting tasks for training based on his METL and guidance from the next higher HQ. Trainers must plan and execute training to support this guidance.

b. Reviews the mission outline in Chapter 3 to determine whether STXs and FTXs provided will support, or can be modified to support, command guidance. If they do not support the guidance, or if they need to be modified, refer to the matrixes in Chapter 2. These matrixes provide a list of all critical collective tasks, drills, and individual tasks that must be mastered to perform the mission.

c. Prioritizes the tasks that need training. There is never time to train everything. You must orient on the greatest challenges and the most difficult sustainment skills.

d. Integrates training tasks into the training schedule, using the following procedures:

(1) List the tasks in the priority and frequency that they need to be trained.

(2) Determine the amount of time required and how you can use multiechelon training for the best results.

(3) Determine where the training can take place.

(4) Determine who will be responsible for what. The leader of the element being trained must always be involved.

(5) Organize needs into blocks of time and training vehicles.

e. Approves the list of tasks to be trained and schedules them on the unit's training schedule.

f. Determines the equipment and supplies needed to conduct the training.

g. Keeps subordinate leaders informed and oversees their training. The standards must be rigidly enforced.

1-8. Force Protection.

a. Safety. Safety is a component of force protection. Commanders, leaders, and soldiers use risk assessment and risk management to tie force protection into the military around the mission. Risk management assigns responsibility, institutionalizes the commander's review of operational safety, and leads to decision-making at a level of command appropriate to the risk. The objective of safety is to help units protect combat power through accident prevention, which enables units to win fast and decisively, with minimum losses. Safety is an integral part of all combat operations. Safety begins with readiness that determines a unit's ability to perform its METL to standard. Readiness standards addressed during METL assessment are--

(1) Soldiers with the self-discipline to consistently perform tasks to standard.

(2) Leaders who are ready, willing, and able to enforce standards.

(3) Training that provides skills needed for performance to standard.

(4) Standards and procedures for task preferences that are clear and practical.

(5) Support for task preference, including equipment, personnel, maintenance, facilities, and services.

b. Risk management. Risk management is a tool that addresses the root causes (readiness shortcomings) of accidents. It assists commanders and leaders in not only identifying what the next accident is going to be, but also helps identify who will have the next accident. Risk management is a way to put more realism into training without paying the price in deaths, injuries, or damaged equipment.

c. Chain of command. Safety demands total chain-of-command involvement in planning, preparing, executing and evaluating training. Responsibilities of the chain of command include--

(1) Commanders.

(a) Seek optimum, not adequate, performance.

(b) Specify the risk you will accept to accomplish the mission.

(c) Select risk reductions provided by the staff.

(d) Accept or reject residual risk, based on the benefit to be derived.

(e) Train and motivate leaders at all levels to effectively use risk-management concepts.

(2) Staff.

(a) Assist the commander in assessing risks and developing risk-reduction options for training.

(b) Integrate risk controls in plans, orders, METL standards, and performance measures.

(c) Eliminate unnecessary safety restrictions that diminish training effectiveness.

- (d) Assess safety performance during training.
- (e) Evaluate safety performance during after-action reviews (AARs).
- (3) Subordinate leaders.
 - (a) Apply consistently effective risk-management concepts and methods to the operations they lead.
 - (b) Report risk issues beyond your control or authority to your superiors.
- (4) Individual soldiers.
 - (a) Report unsafe conditions and acts; correct the situation when possible.
 - (b) Establish a buddy system to keep a safety watch on one another.
 - (c) Take responsibility for personal safety
 - (d) Work as a team member.
 - (e) Modify your own risk behavior.

d. Steps. Risk management is a five-step cyclic process that is easily integrated into the decision-making process outlined in FM 101-5. The risk management process consists of the following five steps:

- (1) Identify hazards. Identify the most probable hazards for the mission.
- (2) Assess hazards. Analyze each hazard to determine the probability of it causing an accident and the probable effect of the accident. Identify control options to eliminate or reduce the hazard. The Army standard risk assessment matrix in Figure 1-1 is a tool to be used for assessing hazards.
- (3) Make risk decisions. Weigh the risk against the benefits of performing the operations. Accept no unnecessary risks, and make any remaining risk decisions at the proper level of command.
- (4) Implement controls. Integrate specific controls into operation plans (OPLANs), OPORDs, standing operating procedures (SOPs), and rehearsals. Communicate controls to the individual soldier.
- (5) Supervise. Determine the effectiveness of controls in reducing the probability and effect of identified hazards, to include follow-up and AAR. Develop lessons learned.

(3) Combat identification failures. These failures include gunners or pilots being unable to distinguish thermal and optical signatures near the maximum range of their sighting systems and units in proximity mistaking each other for the enemy under limited-visibility conditions.

(4) Inadequate control measures. These occur when units fail to disseminate the minimum maneuver and fire support control measures that are necessary to tie control measures to recognizable terrain or events.

(5) Reporting communication failures. Units at all levels face problems in generating timely, accurate, and complete reports as locations and tactical situations change.

(6) Weapons errors. Lapses in individual discipline lead to charge errors, accidental discharges, mistakes with explosives or hand grenades, and similar incidents.

(7) Battlefield hazards. Unexploded ordnance (UXO), unmarked or unrecorded minefields, scatterable mines (SCATMINES), and booby traps litter the battlefield. Failure to mark, record, remove, or anticipate these hazards increases the risk of friendly casualties.

g. Results. Fratricide results in unacceptable losses and increases the risk of mission failure. Fratricide undermines the unit's ability to survive and function. Units experiencing fratricide observe these consequences:

- (1) Loss of confidence in unit leadership.
- (2) Increase of self-doubt among leaders.
- (3) Hesitation to use supporting combat systems.
- (4) Oversupervision of units.
- (5) Hesitation to conduct night operations.
- (6) Loss of aggressiveness during fire and maneuver.
- (7) Loss of initiative.
- (8) Disrupted operations.
- (9) General degradation of cohesiveness, morale, and combat power.

1-9. Environmental Protection. Protection of natural resources has continued to become an ever-increasing concern to the Army. It is the responsibility of all unit leaders to decrease and, if possible, eliminate damage to the environment when conducting training. Environmental risk management parallels safety risk management and is based on the same philosophy. Environmental risk management consists of the following steps:

a. Identify hazards. Identify potential sources for environmental degradation during analysis of mission, enemy, terrain, troops, time available, and civilian considerations (METT-TC) factors. This requires identification of environmental hazards. An environmental hazard is a condition with the potential for polluting air, soil, or water and/or destroying cultural and historical artifacts.

b. Assess the hazard. Analyze the potential severity of environmental degradation using the environmental risk assessment matrix (Figure 1-2). Consider the severity of environmental degradation when determining the potential effect an operation will have on the environment. The risk impact value is defined as an indicator of the severity of environmental degradation. Quantify the risk to the environment

ARTEP 5-500-66-MTP

resulting from the operation as extremely high, high, medium, or low, using the environmental risk assessment matrix.

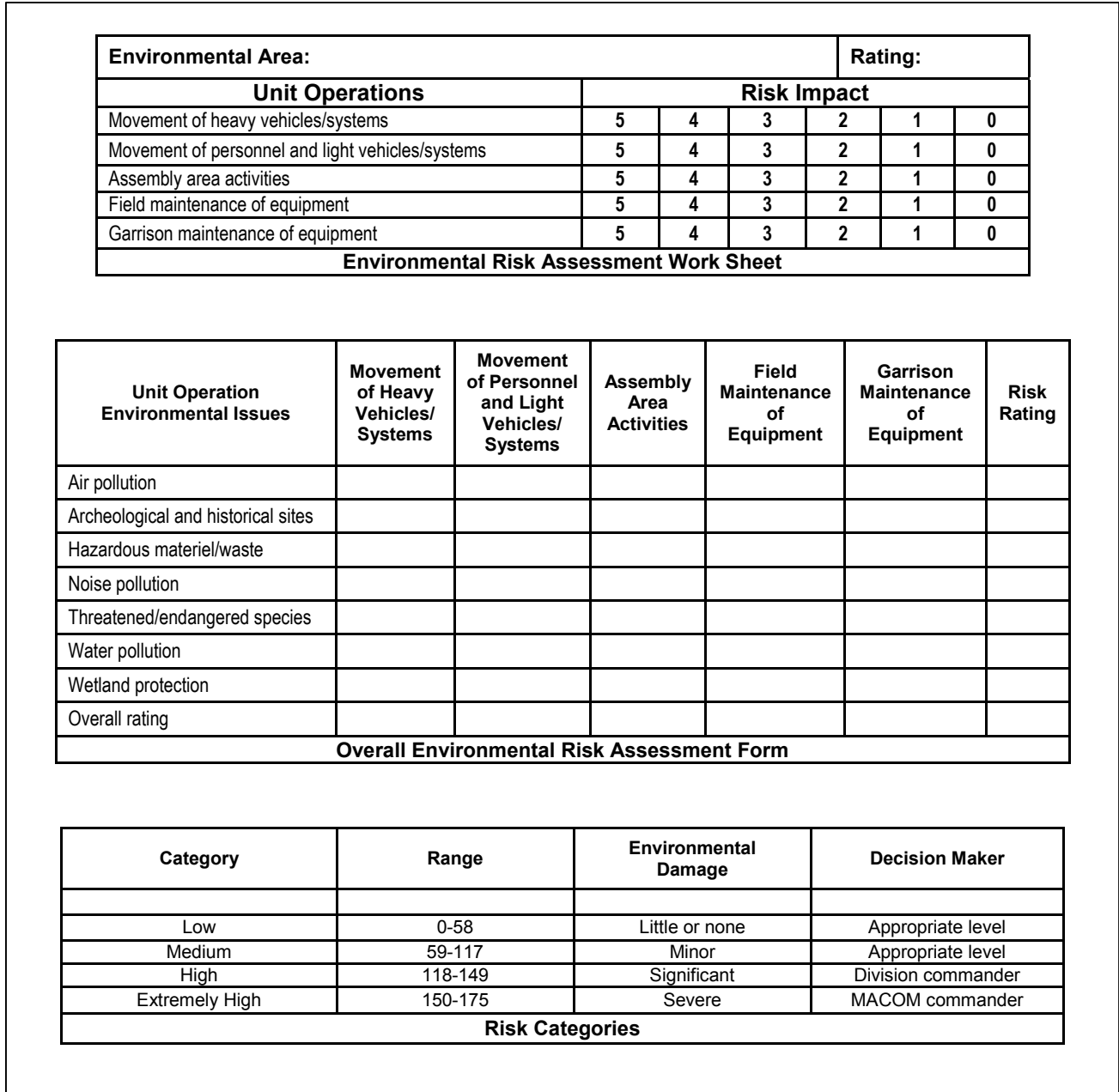


Figure 1-2. Environmental Risk-Assessment Matrix

- c. Make environmental risk decisions. Make decisions and develop measures to reduce high environmental risks.
- d. Brief the chain of command. Brief the chain of command (to include the installation environmental office, if applicable) on proposed plans and pertinent high-risk environmental matrixes. Risk decisions are made at a level of command that corresponds to the degree of risk.
- e. Implement controls. Implement environmental protection measures by integrating them into plans, orders, SOPs, training-performance standards, and rehearsals.
- f. Supervise. Supervise and enforce environmental-protection standards.

1-10. Evaluation. The T&EOs in Chapter 5 describe standards that must be met for each task.

a. Evaluations can be either internal or external. Internal evaluations are conducted at all levels, and they must be inherent in all training. External evaluations are usually more formal and are normally conducted by a HQ two levels above the evaluated unit. See Chapter 6 for more information on external evaluations.

b. A critical weakness in training is the failure to evaluate each task every time it is executed. The ARTEP concept is based on simultaneous training and evaluation. Too often, leaders do not practice continuous evaluation. Soldiers or small units are trained to perform a task to standard, and then later, when they execute that task as part of a training exercise, they execute it poorly or incorrectly and are not corrected. For this program to work, trainers and leaders must continually evaluate training as it is being executed.

c. Leaders should emphasize direct, on-the-spot evaluations. Correcting poor performance during individual or small-group training is easy to do. In higher-level exercises, it is usually not feasible to do this with outside evaluators, but should not be totally eliminated. Plan AARs at frequent logical intervals during the exercises (usually after the completion of a major subordinate task). This is a proven technique that will allow you to correct performance shortcomings while they are still fresh in everyone's mind. Also, it gets everyone involved and prevents the reinforcement of bad habits.

d. FM 25-101 provides detailed instructions for conducting an AAR. It also provides detailed guidance on coaching and critiquing during training.

1-11. Feedback. Recommendations for improvement of this ARTEP MTP are requested. Feedback will help to ensure that this MTP answers the training needs of units in the field. Please send DA Form 2028 comments to the address reflected in the preface, or use the questionnaire provided at the end of this MTP.

CHAPTER 2

Training Matrixes

2-1. General. The training Matrix assists the commander in planning the training of his unit's personnel.

2-2. Mission to Collective Tasks Matrix. This matrix (Figure 2-2), identifies the missions and their supporting collective tasks. The tasks are listed under the appropriate BOS which are indicated by an **X** in the matrix. The BOS used in this matrix are defined in TRADOC Pam 11-9. A specific mission is trained by identifying collective tasks in the vertical column for the mission. Based on the proficiency of the unit, training is focused on operational weaknesses.

The mission identification table listed below (Figure 2-1) provides mission identification for the unit.

Mission Identification Table
<u>Mission Title</u>
<ul style="list-style-type: none"> • Command and Control Subordinate Elements (COMMAND AND CONTROL) • CSS TO SUSTAIN ENGINEER OPERATIONS (SUSTAIN ENGINEER OPERATIONS) <ul style="list-style-type: none"> • Defend the Unit (UNIT DEFENSE) • Conduct Unit Survivability Operations (UNIT SURVIVABILITY)

Figure 2-1. Mission Identification Table

Collective Tasks	COMMAND AND CONTROL	SUSTAIN ENGINEER OPERATIONS	UNIT DEFENSE	UNIT SURVIVABILITY
Develop Intelligence				
05-1-1393 Request Nonstandard Topographic Products	X	X	X	X
05-2-0413 Conduct Engineer Intelligence Collection	X	X	X	X
19-3-3105.05-T01A Process Captured Documents and Equipment		X	X	X
71-2-0332.05-T01A Maintain Operations Security (OPSEC)	X	X	X	X
Deploy/Conduct Maneuver				
05-1-1026 Conduct Deployment Operations	X	X	X	X
05-2-0908 Conduct Quartering Party Operations	X	X	X	X
07-2-1301.05-T01A Conduct a Convoy		X	X	X
07-3-0219.05-T01A Establish Unit Defense		X	X	X
07-3-1112.05-T01A React to an Ambush		X	X	X
Protect the Force				
03-2-3008.05-T01A Conduct a Radiological, Chemical, or Biological Reconnaissance or Survey		X	X	X

Collective Tasks	COMMAND AND CONTROL	SUSTAIN ENGINEER OPERATIONS	UNIT DEFENSE	UNIT SURVIVABILITY
03-3-C201.05-T01A Prepare for Operations under Nuclear, Biological, and Chemical (NBC) Conditions			X	X
03-3-C202.05-T01A Prepare for a Chemical Attack			X	X
03-3-C203.05-T01A Respond to a Chemical Attack			X	X
03-3-C208.05-T01A Cross a Radiologically Contaminated Area			X	X
03-3-C209.05-T01A React to Smoke Operations			X	X
03-3-C222.05-T01A Respond to the Residual Effects of a Nuclear Attack			X	X
03-3-C223.05-T01A Respond to the Initial Effects of a Nuclear Attack			X	X
03-3-C226.05-T01A Cross a Chemically Contaminated Area		X	X	X
05-2-0301 Camouflage Vehicles and Equipment		X	X	X
05-2-0911 Defend a Convoy Against a Ground Attack		X	X	X
05-3-0113 Conduct an Extraction From a Minefield		X	X	X
05-3-0210 Disable Critical Equipment and Material		X	X	X
09-2-0337.05-T01A React to Unexploded Ordnance (UXO)	X	X	X	X
19-3-2204.05-T01A Employ Physical Security Measures		X	X	X
44-1-C220.05-T01A Use Passive Air Defense Measures		X	X	X
Perform CSS and Sustainment				
05-1-0716 Prepare Construction Estimates	X	X		
05-1-1000 Conduct Logistics Operations	X	X		
05-2-0050 Coordinate for Medical Services	X	X	X	X
05-2-0051 Coordinate for Food Service Support	X	X	X	X
05-2-0735 Conduct Area Damage Control (ADC) Operations	X			
05-2-1126 Coordinate for Organizational Maintenance Support	X	X		X
05-3-1014 Conduct Petroleum, Oils, and Lubricants (POL) Support Operations	X	X		

Collective Tasks	COMMAND AND CONTROL	SUSTAIN ENGINEER OPERATIONS	UNIT DEFENSE	UNIT SURVIVABILITY
08-2-C316.05-T01A Transport Casualties (for Units Without Medical Treatment Personnel)	X	X		X
08-2-R303.05-T01A Conduct Battlefield Stress Reduction and Stress Prevention Procedures	X	X	X	X
08-2-R315.05-T01A Perform Field Sanitation Functions		X	X	X
10-2-0320.05-T01A Provide Company Supply Support	X	X		X
12-1-0406.05-T01A Process Personnel and Administrative Actions		X		
Exercise Command and Control				
05-1-0039 Conduct Base Cluster Operations	X	X	X	X
05-1-0715 Control Construction Operations	X	X		
05-1-0719 Conduct Quality Control Operations	X	X		
05-1-0721 Plan/Control Augmentation Support	X	X	X	X
05-2-7008 Prepare an Operation Order (OPORD) (Company/Platoon)	X	X	X	X
05-3-1018 Conduct Troop-Leading Procedures	X	X	X	X
05-6-0029 Develop an Area Damage Control (ADC) Plan	X			
05-6-0066 Conduct Liaison Operations	X	X		X
05-6-0068 Conduct Base Cluster Operations	X		X	X
11-3-0214.05-T01A Establish and Operate a Single-Channel Voice Radio Net	X	X	X	X

Figure 2-2. Collective Task to Missions

CHAPTER 3

Mission Outlines / Training Plans

3-1. General. This chapter provides a mission outline and describes the use of the MTP for developing battalion training plans. It is designed to assist commanders in preparing training plans for wartime missions. FMs 25-100 and 25-101 provide detailed information on training management. They should be used with the MTP to develop battalion training plans.

3-2. Long-Range Planning. Long-range planning allows commanders to provide timely input to the Army's various training resource systems and to provide a general direction for the training programs. The long-range plan consists of a calendar covering the planning period and the commander's formal guidance. To develop a long-range plan, the commander must first develop the unit's METL and conduct a training assessment. These two actions are the two principal inputs at the beginning of the planning process. FM 25-100 and other FM 25-series manuals provide guidance on developing a unit's METL.

a. Develop the unit METL. An analysis of all specified and implied missions and other guidance is the first step in developing a METL. The next step is restating the unit's wartime mission. After analyzing the unit's missions and external directives, identify a list of tasks that must be accomplished if the unit is to accomplish its wartime mission successfully. Subordinate commanders and key noncommissioned officers (NCOs) participate in selecting the tasks. Develop a task list using the missions contained in Chapter 2 of this MTP, the missions assigned to the battalion by contingency plans, and the missions directed by higher HQ guidance. The commander reviews the task list and selects tasks that are essential to the unit's wartime mission. Selected tasks are forwarded to the next higher HQ for approval. The tasks selected are the unit's METL. Refer to Figure 3-1.

- (1) DEVELOP INTELLIGENCE**
 - 1. Conduct Engineer Intelligence Collection
 - 2. Disseminate Intelligence Information
- (2) DEPLOY/CONDUCT MANEUVER**
 - 1. Conduct a Tactical Movement
 - 2. Occupy an Assembly Area
 - 3. Defend the Convoy Against Ground Attack
 - 4. Reorganize as Infantry
- (3) EMPLOY FIREPOWER**
 - 1. Coordinate the Integration of Air Defense for Mobility and Countermobility Operations
 - 2. Coordinate the Synchronization and Integration of Fire Support
- (4) PROTECT THE FORCE**
 - 1. Prepare an Obstacle Plan
 - 2. Plan Survivability Operations
 - 3. Direct Survivability Operations
 - 4. Control Hasty Gap Crossing
- (5) PERFORM COMBAT SERVICE SUPPORT (CSS) AND SUSTAINMENT**
 - 1. Conduct Administration Operations (Battalion)
 - 2. Treat Casualties
 - 3. Perform Field-Sanitation Measures
 - 4. Evacuate Casualties
 - 5. Provide Food-Service Support
 - 6. Provide Unit-Supply Support
 - 7. Provide Legal Support
- (6) EXERCISE COMMAND AND CONTROL (C2)**
 - 1. Prepare an Engineer Estimate
 - 2. Prepare an Engineer Annex
 - 3. Prepare an Operation Order
 - 4. Control Combat Operations
 - 5. Report Obstacle Information
 - 6. Manage Battlefield Stress

- | |
|---|
| 7. Operate a Net-Control Station
8. Conduct Troop-Leading Procedures |
|---|

Figure 3-1. Sample Battalion METL

b. Establish the training objectives. After the METL is identified, the commander establishes the training objectives. The training objectives are the conditions and standards that describe the situation or the environment and the ultimate outcome criteria the unit must meet to perform the tasks successfully. Training objectives and standards for the METL can be obtained from this MTP, the STP, higher HQ command guidance, and the local SOP.

c. Conduct the training assessment. The training assessment is the commander’s continuous comparison of the unit’s current proficiency with the proficiency required to fight and win on the battlefield. The commander, his staff, and the subordinate commanders assess the organization’s current proficiency on mission-essential tasks against the required standard. The commander then indicates the current proficiency by rating each task as “T” (trained), “P” (needs practice), “U” (untrained), or “?” (unknown). The outcome of the training assessment identifies the unit’s training requirements. Refer to Figure 3-2.

	Training Strategy						
	Develop Intelligence	Deploy/Conduct Maneuver	Employ Firepower	Protect the Force	Perform CSS and Sustainment	Exercise Command and Control	Overall
Mission-Essential Tasks							
Occupy an Assembly Area	P	T	P	P	T	U	P
Control a Hasty Gap Crossing	P	T	T	T	?	P	T
Conduct Logistic Operations	T	P	T	T	U	T	T
Report Casualties	U	?	P	P	T	T	U

Figure 3-2. Sample Commander’s Training Assessment

d. Develop the training strategy and the commander’s guidance. The training strategy is developed from the outcome of the training assessment. With the training strategy, the commander and his staff establish training priorities by determining the minimum frequency each mission-essential task will be trained during the upcoming planning period. It includes the commander’s guidance and his training vision. To develop unit goals, the commander must--

- (1) Review the higher commander’s goals.
- (2) Spell out in real-world terms what his unit will do to comply with the goals of the higher commanders.
- (3) List in broad terms his own goals for the unit. For example,--
 - Attain and sustain proficiency in all the MTP missions.
 - Maintain a 90 percent operational-readiness (OR) rate.
 - Attain and sustain a 100 percent crew gunnery qualification.

e. Establish training priorities. Priorities are established for training METL tasks by basing the priorities on the training status, task criticality, and the relative training emphasis the task should receive. Figure 3-3 provides a sample training-priority list.

Task	Source	Training Priority
Control Combined-Arms Breaching	MTP	4
Control Combat Operations	MTP	2
Disseminate Intelligence Information	MTP	3
Prepare an Engineer Estimate	MTP	5
Command and Control	MTP	1

Figure 3-3. Sample Battalion Training Priority List

f. Prepare a long-range planning calendar. The long-range planning calendar is the coordinating tool for long-range planning. It is structured by long-range training events to identify the time periods available for training mission-essential tasks. The long-range planning calendar projects the units training events and activities for the upcoming 12 to 18 months. To prepare a long-range calendar, follow the steps outlined below:

- (1) Select the training events and activities to train the mission. At battalion-level, the commander must project the events that will enable him to achieve his goals.
- (2) Assign a time for subordinate units to train. Subordinate leaders must be allowed to develop their training programs in support of the battalion training program.
- (3) Examine various alternatives to make optimum use of the support available to train the unit. Available training resources must be compared against higher HQ-directed training, battalion-directed training events, and subordinate-level projected training events. Resourcing tools available to the battalion commander are the battalion-level training model (BLTM), operating tempo (OPTEMPO), and STRAC.
- (4) Obtain approval of long-range plans from higher HQ.
- (5) Issue guidance. Training guidance is issued to the staff and subordinate units with the long-range training calendar. This training guidance supplements the long-range training calendar and generally includes the--
 - (a) Training policies.
 - (b) Types of mandatory training.
 - (c) Training resource guidance.
 - (d) Quotas for centralized training (schools).
 - (e) Training goals.

3-3. Short-Range Planning. A short-range plan is prepared to address the immediate future (3 months). Short-range planning develops specific training objectives based on the goals and guidance prepared during long-range planning. The short-range plan adds more detail and may modify the long-range plan based on current assessments. Prepare the short-range plan as described below:

a. Review the training program, the current unit proficiency, resources, and the training environment.

(1) Review the training program described in the long-range planning process. This review determines if the assessments made during long-range planning are still valid.

(2) Review previous short-range planning calendars for training accomplished, training preempted, and lessons learned.

(3) Review the current unit proficiency to update priorities.

(4) Review resources to determine if it is still possible to execute the program described on the long-range planning calendar.

(5) Review the training environment again in this phase of planning because it takes on added importance as training events and activities approach. Factors that affect the training environment and collectively impact the training programs are--

- (a) Personnel assigned.
- (b) Personnel turbulence.
- (c) Morale.
- (d) Education programs.
- (e) Mandatory training.
- (f) Visits, inspections, and tests.
- (g) Supplies and equipment.
- (h) Nonmission-related activities.
- (i) Other programs.

b. Develop a detailed plan of action for short-range plans. Prepare the detailed plan of action as described below:

(1) Examine the events that are scheduled on the long-range training plan to determine if they are still valid.

(2) Transfer valid events to a short-range planning calendar.

(3) Determine the desired outcomes for the scheduled events.

(4) Analyze the missions to determine the related individual, leader, and collective tasks.

(5) Determine if there are any weaknesses. Select tasks to correct these weaknesses and to sustain selected individual, leader, and unit strengths (as necessary).

(6) Select the specific training objective for the mission and the tasks to be trained. The T&EOs in Chapter 5 provide the commander with the training objectives.

(7) Prepare a short-range planning calendar or 3 monthly schedules. The short-range-training planning calendar provides a detailed plan of action for the specified period.

(8) Review short-range plans with higher HQ.

(9) Issue guidance. This guidance specifically addresses how training will be accomplished.

3-4. Near-Term Planning. The final phase of planning is the execution of training. Use the short-range plan to prepare weekly training schedules.

a. Review the unit's training program, proficiency, resources, and training environment. As in long- and short-range planning, this review determines if previous assessments are still valid.

b. Finalize the plans based on the review of the training program. Determine the best sequence for training tasks, and complete the final coordination of the training events and activities.

c. Prepare trainers, observers/controllers (Os/Cs), OPFOR, and support personnel to know what is being trained, why it is being trained, and what their role in the training will be.

3-5. Training the Headquarters and Headquarters Company (HHC). Planning training for the HHC provides the commander with unique challenges. The most severe challenges are those that deal with time and availability of personnel. The staff and HQ sections are involved in day-to-day operations and the support of subordinate unit training. It is difficult to find the time to address the training needs of these elements adequately. These elements must be capable of fulfilling their roles in order for the battalion to perform its wartime missions. The strategy selected by the commander for training these elements must include an effective method of training individuals, staffs, leaders, and units.

a. Training the battalion (staff training).

(1) Training the staff presents the greatest challenge within a constrained training environment. This MTP identifies the staff's training objectives. The staff has numerous tasks to master to be effective. Examples of tasks that any staff must be able to perform include--

- (a) Analyzing the terrain.
- (b) Functioning as an effective team.
- (c) Exchanging information.
- (d) Preparing estimates.
- (e) Giving appraisals.
- (f) Making recommendations and decisions.
- (g) Preparing plans.
- (h) Issuing orders.
- (i) Coordinating and controlling unit operations.
- (j) Supervising subordinate units.

(2) The strategy used to train the staff will vary based on the considerations used to plan training (such as the level of proficiency and the training support available). FM 25-101 contains detailed information for conducting the exercises. Some methods of staff training include the following exercises:

(a) Tactical exercise without troops (TEWT). TEWTs are low-cost, low-overhead exercises conducted in the field on actual terrain suitable for training units for specific missions. TEWTs are used by commanders to train subordinate leaders and staffs to analyze terrain and to conduct unit missions.

(b) Map exercise (MAPEX). MAPEXs are low-cost, low-overhead training exercises that allow commanders to train their staffs to perform essential integrating and control functions to support their decision under wartime conditions. MAPEXs may be used to train the staff to exchange information, prepare estimates, give appraisals, make recommendations and decisions, prepare plans, and issue orders.

(c) Command-post exercise (CPX). CPXs are medium-cost, medium-overhead training exercises that may be conducted in garrison or a field location. CPXs normally use a battle simulation to drive the staff actions.

(d) FTX. FTXs are high-cost, high-overhead exercises conducted in the field under simulated combat conditions. Unit-conducted FTXs drill the staff in coordination, control, and supervision of unit operations. Normally, the staff completes the staff planning tasks before the exercise begins. Brigade-conducted FTXs provide the best opportunity for the staff to combine all of its skills and perform as they would in wartime, responding to both higher and lower levels.

(3) At battalion level, a method to optimize staff and unit training is to integrate TEWTs; MAPEXs; CPXs; command field exercises (CFXs); and combined-arms, live-fire exercises (CALFEXs) to prepare the orders and plans for upcoming battalion FTXs. This exercises the entire spectrum of the staff effectively and makes optimum use of unit field training time. Each unit is different and only the commander can determine the best method of training his staff.

b. Training the battalion. Training the battalion is a complex task requiring both unit and staff training programs. Normal day-to-day operations place a unique burden on the battalion commander to accomplish training. Elements cross staff lines and responsibilities. The battalion executive officer (XO) coordinates with the battalion commander to ensure that the soldiers are mastering the individual tasks.

3-6. Developing Training Exercises. Chapter 4 provides a sample exercise for the battalion to use or modify to meet specific training needs. Since only a sample FTX is contained in the MTP, it is necessary for the battalion to develop exercises for its own use. This section provides general procedures for the battalion staff to use for FTX preparation and for the battalion supporting STXs. Exercise plans are normally prepared during preparation of the short-range plan. Prepare the exercises as described below:

a. Mission and task selection for training. This was accomplished during the development of the long-range plan and refined during the development of the short-range plan.

b. Site selection. Confirm the selection of a training area.

c. Scenario development. After the missions and the tasks are selected, prepare a detailed scenario for the exercise.

(1) List the mission, tasks, and events in the preferred sequence of occurrence.

(2) Identify events necessary for the control of the exercises. These events would normally include the issuance of orders, AARs, and any other administrative or logistical action necessary to conduct the exercise.

(3) Prepare the exercise overlays that show the sequence of actions and the terrain to be used for each event.

(4) Determine the established time for each event using the overlay and scenario. The total time is determined to ensure that the scenario can be completed in the time allocated for the exercise.

d. Os/Cs and OPFOR selection. Os/Cs and OPFOR are normally required for every FTX and STX when the Multiple Integrated Laser-Engagement System (MILES) is used. It is difficult for a battalion to provide Os/Cs and OPFOR from its own resources. When Os/Cs and OPFOR must be provided from within the battalion, unit leaders may have to serve as the Os/Cs for their units and the OPFOR may be selected from personnel or units not essential for attaining the exercise objectives. Ideally, the higher HQ should provide Os/Cs and OPFOR.

e. Control-plan preparation. Develop control plans to coordinate the actions of the training units, OPFOR, and Os/Cs. The scenario is used and a detailed control plan is prepared. The control plan consists of--

- (1) Detailed schedules of OPFOR actions.
- (2) Detailed instructions for the OPFOR.
- (3) Detailed schedules of activities for units.

(4) OPFORs and fragmentary orders (FRAGOs) for friendly units. Normally, friendly-unit actions are controlled through the issuance of OPORDs and FRAGOs.

f. Evaluation-plan preparation. All training is evaluated, either internally or externally. The evaluation plan identifies the tasks to be evaluated, the evaluator, and the evaluation time. The evaluation will consist of--

- (1) Specific instructions for the Os/Cs.
- (2) A sequential list of T&EOs to be evaluated by each O/C.
- (3) Detailed time schedules for the evaluation and the AARs.

3-7. Mission Outline. The mission outline is designed to provide a graphic portrayal of the relationship of the critical wartime mission to FTXs and STXs. This outline should assist the commander and his staff in the preparation of the training plans. Figure 3-4 is a sample mission outline for the battalion.

MISSION OUTLINE FOR ENGINEER BATTALION HEAVY DIVISION	
FTX CONDUCT MOBILITY OPERATIONS 5-1-E0001	
Task Number	Task Title
3-2-C0310	Conduct a Chemical Survey
5-1-70402	Integrate Engineer Reconnaissance into the Brigade Reconnaissance and Surveillance Plan
5-1-70001	Prepare an Obstacle Plan
5-1-70008	Prepare an Operations Order
5-1-70413	Conduct Engineer Intelligence Collection
5-1-70002	Prepare an Engineer Estimate
5-1-70004	Occupy Assembly Area
5-1-71035	Integrate Engineer Elements into the Fire Support Plan
5-1-70500	Control Hasty Gap Crossing
5-1-70520	Plan Breaching Operations
5-2-71000	Conduct Logistic Operations

5-4-70401	Conduct a Route Reconnaissance
-----------	--------------------------------

Figure 3-4. Sample Engineer Battalion Mission Outline

CHAPTER 4

Training Exercise

4-1. General. Training exercises are used to train and practice the performance of collective tasks. This MTP contains a sample FTX. It is designed to assist in developing, sustaining, and evaluating the unit's mission proficiency. Table 4-1 lists the FTX by exercise number, title, and page number.

Table 4-1. FTX Exercises

Exercise Number	Exercise Title	Page
FTX 5-1-E0001	Conduct Mobility Operations	4-1

4-2. Field Training Exercise. The FTX is designed to provide a training method for the unit to train its critical wartime missions. It provides a logical sequence for the performance of the tasks previously trained in the STXs.

4-3. Situational Training Exercise. STXs are short, scenario-driven, mission-oriented tactical exercises used to train a group of closely related collective tasks. The STX provides the information for training the missions that make up the critical wartime mission. The STX--

- a. Provides repetitive training on the mission.
- b. Allows training to focus on identified weaknesses.
- c. Allows the unit to practice the mission STX before conducting a higher-echelon FTX.
- d. Saves time by providing most of the information needed to develop a vehicle for training.

ENGINEER BATTALION FTX 5-1-E0001 CONDUCT MOBILITY OPERATIONS

1. Objective. This sample exercise trains collective, leader, and individual tasks in the battalion operation, Conduct Mobility Operations.

2. Interface. This exercise supports the task force's (TF) requirement to conduct combat operations.

3. Training Enhancers.

a. The training matrix in Chapter 2 shows the collective tasks that must be mastered to perform the battalion mission. Training that will improve its ability to perform its mission are--

(1) Planning, controlling, and coordinating mobility operations. Training may be conducted in garrison and local training areas by one of the following methods:

- (a) Classroom instruction.
- (b) A MAPEX combined with a sand-table exercise.
- (c) A CPX conducted in garrison.
- (d) A CFX conducted in a field environment.

- (e) A TEWT.
- (f) A communications exercise (COMEX).
- (g) Simulations and games.

(2) Establishing an aggressive spirit. An aggressive spirit can be established in a unit and its leaders by engaging in the following activities:

- (a) Aggressive unit sports and physical fitness programs.
- (b) Leader and individual confidence courses.
- (c) Appropriate training films that have a positive, aggressive effect on the soldiers.
- (d) Awareness of the unit's heritage.

b. This exercise begins with the receipt of a warning order (WO) and ends with the compilations of the area-damage-control (ADC) activities. Figure 4-1 illustrates the general scenario of the exercise. Table 4-2 is a suggested scenario and Figure 4-2 is the movement order for the scenario.

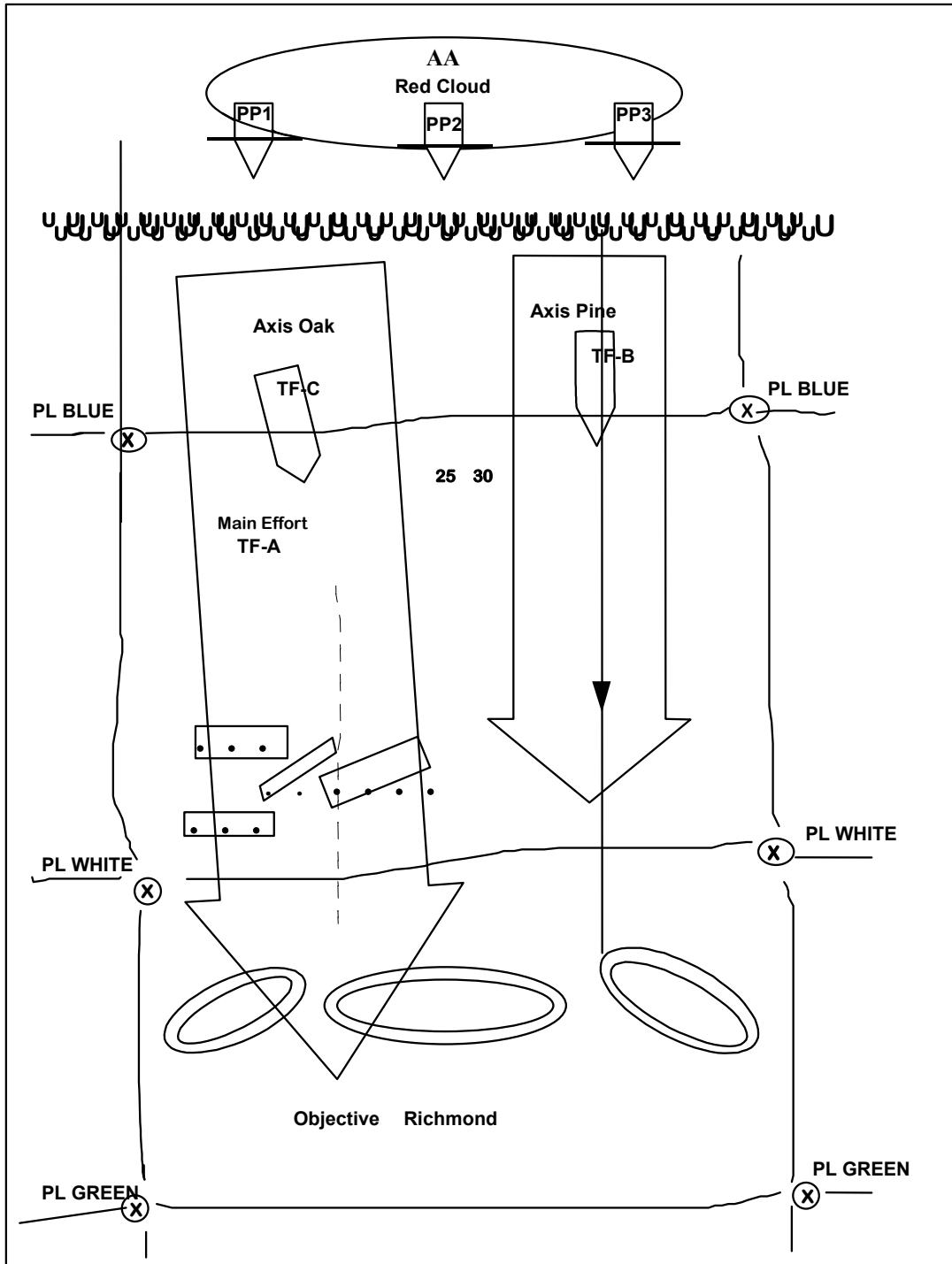


Figure 4-1. General FTX Scenario

Table 4-2. Sample Suggested Scenario

Event	Action	Estimated Time
<u>Module 1</u>		
1	Receive a Bridge Warning Order	15 minutes
2	Receive a Bridge Movement Order	30 minutes
3	Plan and Issue a Movement Order	2.5 hours
4	Conduct a Tactical Road March	6 hours
5	Occupy an Assembly Area (AA)	4 hours
6	Receive a Brigade WO	15 minutes
7	Receive a Brigade OPORD	2 hours
8	Conduct an AAR	1 hour
<u>Module 2</u>		
9	Conduct Precombat Operations	20 hours
	Plan/Direct an Engineer Reconnaissance	8 hours
	Perform an Engineer Battlefield Assessment	4 hours
	Prepare an Engineer Estimate	3 hours
	Prepare an Engineer Annex Hour	1 hour
10	Conduct an AAR	1 hour
<u>Module 3</u>		
11	Monitor the Conduct of the Attack, Coordinate, and Issue Fragmentary Orders (FRAGOs), as appropriate	9.5 hours
<u>Module 4</u>		
12	Move to the AA	4 hours
13	Conduct a Final AAR	2 hours
*	Defend Against an Air Attack	
*	Control Combat Formations	
*	Prepare an OPORD	
*	Camouflage Vehicles and Equipment	
*	Manage Battlefield Stress	
*	Use Passive Air Defense Measures	
*	Perform Preventive-Maintenance Checks and Services (PMCS)	
*	Operate a Net Control Station	
*	Establish and Operate a Single-Channel, Voice Radio Station	
	End Exercise (ENDEX)	
Total time:		69 hours
*NOTE: These tasks are integrated and evaluated throughout the exercise.		

Movement Order

1. SITUATION. Contact with the enemy has been broken. The enemy has withdrawn to vicinity NK403087. He is being reinforced and is preparing to counterattack. The division is moving to occupy an AA in preparation of combat operations.
2. MISSION. The 25th Brigade moves by tactical road march via route Monroe, commencing 011600 hours to AA vicinity NK 243567. The order of march is TF A, TF B, and TF C. The interval between serials is 30 minutes. Close on AA no later than 01900 hours.
3. EXECUTION.
 - a. Concept of Movement. TF A will be the lead element with assistance of the military police (MP) for traffic control. TF B will follow 30 minutes after TF A. Brigade HQ will follow 30 minutes after TF B. TF C will follow 30 minutes after brigade HQ.
 - b. Tasks to Subordinate Units. The MPs will provide traffic control for the brigade movement.
 - c. Detailed Timings. None
 - d. Coordinating Instructions.
 - (1) Start point (SP) NK243567 at 011600 hours.
 - (2) Route Monroe listing command post (CP).
 - (3) Quarters party is the 25th Battalion.
 - (4) Vehicle markings are according to the unit's SOP.
 - (5) Additional information, as required.
4. SERVICE SUPPORT. Per the unit's SOP.
5. COMMAND AND SIGNAL.
 - a. Command.
 - b. Signal.
 - (1) Current signal operation instructions (SOI) are in effect.
 - (2) Visual signals according to the unit's SOP.

Figure 4-2. Sample Movement Order

4. General Situation.

- a. Contact with the enemy has been broken. The enemy has withdrawn deep to the rear, is being reinforced, and is preparing to counterattack within 24 hours. The enemy is expected to use nonpersistent nerve agents. Enemy air is expected to be active in the area. The latest intelligence summary (INTSUM) indicates that the enemy may have a company-size strong point in the brigade

sector. Enemy units occupying the combat outpost are half strength. Counterattacking forces are expected to be full strength.

b. This exercise is conducted under all environments during both day and night operations. The battalion is operating in an arid environment. The battalion will operate under threat of nuclear, biological, and chemical (NBC) attacks, ground or air attacks, indirect fire, and electronic warfare (EW).

c. This exercise is conducted under Threat Level I, II, and/or III attacks.

d. The battalion should be prepared to relocate at least every three to four days.

e. The unit should be prepared to move by echelons while continuing to provide support to the assigned area.

5. Special Situation.

a. The lead TF encounters an unexpected obstacle that prevents bypass. Enemy contact has been made. The brigade commander gives the following FRAGO:

60"TF conduct in-stride breaching operations and continue the attack."

b. After completing the breaches, the TFs receive fire from an enemy position and encounter complex obstacles that prevent bypass. The attack is stalled. The unit is ordered to move in.

6. Support Requirements.

a. Minimum trainers and Os/Cs. The battalion commander or the Operations and Training Officer (US Army) (S3) who will be the trainer and the primary evaluator can conduct this task. At least one other O/C is required for each engineer platoon and OPFOR platoon involved in this FTX.

b. Opposing forces.

(1) OPFOR is required for the exercise to simulate Threat Level II and III activities.

(2) OPFOR should have specific missions and be controlled whenever used.

(3) The MILES can be used, or the trainer and O/C can assess the damage to equipment and personnel casualties.

c. Vehicles and communications. Vehicles and communications equipment organic to the unit are used. Each trainer and O/C needs a vehicle and a radio. Radios are also required for OPFOR vehicles during mounted operations.

d. Maneuver area. Depending on the local training area, an area with a minimum dimension of 15 by 6 kilometers for the hasty attack is desirable. The terrain should offer multiple covered and concealed approaches to the objective area. Using terrain that limits the leader to geographical or "school" solution does not allow an evaluation of the unit's ability to conduct a terrain analysis and to select an appropriate course of action.

e. Consolidated supported requirements. Battalion support requirements can be calculated by adding the sum total of the requirements for each participating subordinate element. See Table 4-3.

Table 4-3. Consolidated Support Requirements for FTX 5-1-E0001

CONSOLIDATED SUPPORT REQUIREMENTS FOR FTX 5-1-E0001			
Ammunition	DODIC	Estimated Basic Load	
5.56 millimeters (mm)	A080	150 rounds per rifle	
7.62 mm	A111	400 rounds per M60	
5.56 mm	A075	250 rounds per squad automatic weapon (SAW)	
Caliber .50	A598	250 rounds per M2	
Antitank Weapon-Effect Simulator System (ATWESS) (AT-4)	L367	15 each per company (inert)	
Hand grenade, body, M69	G811	2 per man	
Hand grenade, fuse (practice)	G878	2 per man	
Simulators, projectile, ground burst	L598	50 per exercise	
Simulator, hand grenade, M116 series	L601	20 per squad (without live demolitions to simulate demolition) or 6 per squad	
Demolitions (See note below.)			
Mine-clearing line charge (MICLIC)		4 per company with 2 reloads	
Bangalore torpedo kit		1 per squad	
Charge, block (trinitrotoluene) TNT		50 per squad	
Modernized demolition initiator (MDI) M11, 12, 13, 14		15 each (total 60) per platoon	
MDI igniters		60 each platoon	
Time fuse		500 feet per platoon	
Satchel charge, M183		30 per platoon	
40-pound shape charge		12 per platoon	
Smoke grenades, white		60 per platoon	
Smoke pot, ground		10 per platoon	
Other Items			
Batteries, BA 200 (6-volt)		50 each	
Batteries, BA 3090 (9-volt)		400 each	
Class IV			
Concertina wire			
Mines			
MILES Equipment	Company	Evaluators	OPFOR
Armored personnel carrier (APC)	13		13/4
Caliber .50 system	15		13/4
M240 system	2		
M19 blank firing adapter	15		13/4
M16 system	120		120/28
M60 machine-gun system	13		13/2
Controller guns		8	
Small-arms alignment fixture		2	
NOTE: Ammunition and demolitions are basic loads and should be restocked (according to their use) during the exercise.			

7. Training and Evaluation Outline Sequence. Table 4-4 lists the T&EOs from Chapter 5 used to evaluate this FTX.

Table 4-4. T&EOs Used in Evaluating FTX 5-1-E0001

Task Title	Task Number
Disseminate Intelligence's Information	5-1-70400
Maintain Operations Security	71-3-C0232
Prepare an Obstacle Plan (Battalion)	5-1-70001
Control a Hasty Gap Crossing	5-1-70500
Plan Breaching Operations	5-1-70520
Camouflage Vehicles and Equipment	5-2-C0301
Prepare for a Chemical Attack	3-2-C0202
Conduct Administrative Operations (Battalion)	5-1-71008
Perform Unit Maintenance Operations	5-2-71133
Treat Casualties	8-2-R0337
Perform Field-Sanitation Measures	8-2-C0315
Evacuate Casualties	8-2-R0316
Provide Food-Service Support	10-2-C0317
Provide Company Supply Support	10-2-C0320
Process Personnel and Administrative Action	12-1-C0406
Prepare an Engineer Annex	5-1-70003
Prepare an Operations Order	5-1-70008
Control Combat Operations	5-1-70018
Report Obstacle Information	5-1-70025
Report Engineer Information	5-1-70026
Analyze Battlefield Information	5-1-70415
Control Combined-Arms Breaching	5-1-70048
Conduct Troop-Leading Procedures	5-2-71018
Operate a Net Control Station	5-4-70020
Establish Internal Communications	5-4-70024
Establish External Communications	5-4-70028
Establish and Operate a Single-Channel Voice Radio Net	11-2-C0302
Combat Battlefield Stress	12-1-C0401
Report Casualties	12-1-C0403
Conduct Replacement Operations	12-1-C0405

CHAPTER 5

Training and Evaluation Outlines

5-1. General. This chapter contains the T&EOs for the unit. T&EOs are the foundation of the MTP and the collective training of the unit. T&EOs are training objectives (task, conditions, and standards) for the collective tasks that support critical wartime operations. The unit must master designated collective tasks to perform its critical wartime operations. T&EOs may be trained separately, in an STX, in an FTX, or in live-fire exercises. For collective live-fire standards, the trainer needs to refer to the applicable gunnery manual for the appropriate course of fire. Those standards and courses of fire need to be integrated into the training exercise.

5-2. Structure. The T&EOs in this chapter are listed in Table 5-1. The mission-to-collective task matrix in Chapter 2 lists the T&EOs required to train the critical wartime missions according to their specific BOS.

5-3. Format. The T&EOs are prepared for every collective task that supports critical wartime operation accomplishment. Each T&EO contains the following items:

- a. Element. This identifies the unit or unit element(s) that perform the task.
- b. Task. This describes the action to be performed by the unit, and provides the task number.
- c. References. These are in parenthesis following the task number. The reference that contains the most information (primary reference) about the task is listed first and underlined. If there is only one reference, it is not underlined.
- d. Iteration. This is used to identify how many times the task is performed and evaluated during training. The "M" identifies when the task is performed in mission-oriented protection posture (MOPP) 4.
- e. Commander or Leader Assessment. The unit's leadership uses this to assess the proficiency of the unit in performing the task to standard. Assessments are subjective in nature. Therefore, use all available evaluation data and subunit-leader input to develop an assessment of the organization's overall capability to accomplish the task. Use the ratings listed below.
 - (1) T - Trained. The unit is trained and has demonstrated its proficiency in accomplishing the task to wartime standards.
 - (2) P - Needs practice. The unit needs to practice the task. Performance has demonstrated that the unit does not achieve the task to standard without some difficulty or has failed to perform some task steps to standard.
 - (3) U - Untrained. The unit cannot demonstrate an ability to achieve wartime proficiency.
- f. Task Conditions. This describes the situation or environment in which the unit is to do the collective task.
- g. Task Standards.
 - (1) The task standard states the performance criteria that a unit must achieve to successfully execute the task. This overall standard should be the focus of training and should be understood by every soldier.
 - (2) The trainer or evaluator determines the unit's training status using performance observation measurements (where applicable) and his judgment. The unit must be evaluated in the context of the METT-TC conditions. The conditions should be as similar as possible for all evaluated elements. This will establish a common base line for unit performance.

h. Task Steps and Performance Measures. This is a list of actions that are required to complete the task. These actions are stated in terms of observable performance for evaluating training proficiency. The task steps are arranged sequentially along with supporting individual task and their references. An asterisk (*) to the left of the step number indicates the leader tasks within each T&EO. Under each task step are listed the performance measures that must be accomplished to correctly perform the task step. If the unit fails to correctly perform one of these task steps to standard, it has failed to achieve the overall task standard.

i. GO/NO-GO Column. This column is provided for annotating the platoon’s performance of the task steps. Evaluate each performance measure for a task step and place an X in the appropriate column. A major portion of the performance measures must be marked a GO for the task step to be successfully performed.

j. Task Performance/Evaluation Summary Block. This block provides the trainer with a means of recording the total number of task steps and performance measures evaluated and those evaluated as GO. It also provides the evaluator with a means to rate the unit’s demonstrated performance as a GO or NO-GO. It also provides the leader with a historical record for five training iterations.

k. Supporting Individual Tasks. This is a listing of all supporting individual tasks required to correctly perform the task. The reference number, tasks number, and task title for each individual task are listed.

l. OPFOR Tasks. These standards specify overall OPFOR performance for each collective task. The standards ensure that the OPFOR soldiers accomplish meaningful training and force the training unit to perform its task to standard or “lose” to the OPFOR. The OPFOR standards specify what must be accomplished—not how it must be accomplished. The OPFOR must always attain its task standards, using tactics consistent with the type of enemy they are portraying.

5-4. Usage. The T&EOs can be used to train or evaluate a single task. Several T&EOs can be used to train or evaluate a group of tasks such as an STX or FTX.

Develop Intelligence

Request Nonstandard Topographic Products (05-1-1393).....	5-4
Conduct Engineer Intelligence Collection (05-2-0413).....	5-10
Process Captured Documents and Equipment (19-3-3105.05-T01A).....	5-17
Maintain Operations Security (OPSEC) (71-2-0332.05-T01A).....	5-23

Deploy/Conduct Maneuver

Conduct Deployment Operations (05-1-1026).....	5-30
Conduct Quartering Party Operations (05-2-0908)	5-38
Conduct a Convoy (07-2-1301.05-T01A).....	5-46
Establish Unit Defense (07-3-0219.05-T01A).....	5-54
React to an Ambush (07-3-1112.05-T01A)	5-63

Protect the Force

Conduct a Radiological, Chemical, or Biological Reconnaissance or Survey (03-2-3008.05-T01A)	5-70
Prepare for Operations under Nuclear, Biological, and Chemical (NBC) Conditions (03-3-C201.05-T01A)	5-77
Prepare for a Chemical Attack (03-3-C202.05-T01A)	5-84
Respond to a Chemical Attack (03-3-C203.05-T01A).....	5-91
Cross a Radiologically Contaminated Area (03-3-C208.05-T01A).....	5-98
React to Smoke Operations (03-3-C209.05-T01A)	5-105
Respond to the Residual Effects of a Nuclear Attack (03-3-C222.05-T01A)	5-112
Respond to the Initial Effects of a Nuclear Attack (03-3-C223.05-T01A).....	5-118

Cross a Chemically Contaminated Area (03-3-C226.05-T01A)	5-125
Camouflage Vehicles and Equipment (05-2-0301)	5-131
Defend a Convoy Against a Ground Attack (05-2-0911)	5-138
Conduct an Extraction From a Minefield (05-3-0113)	5-145
Disable Critical Equipment and Material (05-3-0210)	5-153
React to Unexploded Ordnance (UXO) (09-2-0337.05-T01A)	5-160
Employ Physical Security Measures (19-3-2204.05-T01A)	5-167
Use Passive Air Defense Measures (44-1-C220.05-T01A)	5-173
Perform CSS and Sustainment	
Prepare Construction Estimates (05-1-0716)	5-180
Conduct Logistics Operations (05-1-1000)	5-187
Coordinate for Medical Services (05-2-0050)	5-195
Coordinate for Food Service Support (05-2-0051)	5-202
Conduct Area Damage Control (ADC) Operations (05-2-0735)	5-209
Coordinate for Organizational Maintenance Support (05-2-1126)	5-216
Conduct Petroleum, Oils, and Lubricants (POL) Support Operations (05-3-1014)	5-223
Transport Casualties (for Units Without Medical Treatment Personnel) (08-2-C316.05-T01A)	5-230
Conduct Battlefield Stress Reduction and Stress Prevention Procedures (08-2-R303.05-T01A)	5-238
Perform Field Sanitation Functions (08-2-R315.05-T01A)	5-245
Provide Company Supply Support (10-2-0320.05-T01A)	5-252
Process Personnel and Administrative Actions (12-1-0406.05-T01A)	5-259
Exercise Command and Control	
Conduct Base Cluster Operations (05-1-0039)	5-267
Control Construction Operations (05-1-0715)	5-274
Conduct Quality Control Operations (05-1-0719)	5-281
Plan/Control Augmentation Support (05-1-0721)	5-289
Prepare an Operation Order (OPORD) (Company/Platoon) (05-2-7008)	5-296
Conduct Troop-Leading Procedures (05-3-1018)	5-303
Develop an Area Damage Control (ADC) Plan (05-6-0029)	5-312
Conduct Liaison Operations (05-6-0066)	5-319
Conduct Base Cluster Operations (05-6-0068)	5-326
Establish and Operate a Single-Channel Voice Radio Net (11-3-0214.05-T01A)	5-333

Figure 5-1. List of T&EO's

ELEMENTS: Headquarters Detachment
S4 Section

TASK: Request Nonstandard Topographic Products (05-1-1393)
(FM 5-33) (FM 34-130) (FM 34-2)
(FM 34-3)

ITERATION: 1 2 3 4 5 M (Circle)

COMMANDER/LEADER ASSESSMENT: T P U (Circle)

CONDITIONS: The staff requests a nonstandard topographic product through higher headquarters (HQ). Digital units have performed functionality checks, and systems are operational. Some iterations of this task should be performed in MOPP4.

TASK STANDARDS: The staff issues a valid request and receives needed topographic products. Digital units send and receive reports/requests using frequency-modulated (FM) or digital means. The time required to perform this task is increased when conducting it in mission-oriented protection posture (MOPP) 4.

TASK STEPS AND PERFORMANCE MEASURES	GO	NO-GO
* 1. The staff determines the need for nonstandard topographic support, based on the-- a. Mission directives and operation plans (OPLANs). b. Geographic areas of responsibility. c. Availability of other topographic products. * 2. The staff coordinates the details of the project with the supporting topographic element. a. Ensured that the request was a valid task. b. Confirmed that the supporting topographic element had the capability to complete the task. c. Coordinated with the supporting topographic element to review products at critical points. d. Established a priority for the project with a firm completion date. * 3. The staff requests the necessary products. a. Submitted the request for products through the appropriate channels. b. Maintained a system to track, monitor, and follow up on active support requests.		

TASK PERFORMANCE / EVALUATION SUMMARY BLOCK							
ITERATION	1	2	3	4	5	M	TOTAL
TOTAL TASK STEPS EVALUATED							
TOTAL TASK STEPS "GO"							
TRAINING STATUS "GO"/"NO-GO"							

"*" indicates a leader task step.

SUPPORTING INDIVIDUAL TASKS: NONE

SUPPORTING COLLECTIVE TASKS: NONE**OPFOR TASKS AND STANDARDS**

TASK: Conduct an Attack (5-OPFOR-0008)

CONDITION: The enemy is conducting tactical operations. The opposing forces (OPFOR) element receives orders to attack the enemy, the area of occupation, or the main supply route (MSR) with smoke.

STANDARD: The OPFOR element disrupts the enemy's movement and smoke operations. 1. Determines the delivery method of the smoke attack. 2. Locates the target. 3. Delivers the smoke attack downwind. 4. Attacks the enemy with smoke, and surge attacks when the enemy responds to the smoke.

TASK: Gather Intelligence (5-OPFOR-0011)

CONDITION: The opposing forces (OPFOR) small element, operating in the rear area, is planning attacks on enemy bases. Information is needed to complete the plans.

STANDARD: The OPFOR element infiltrates, gathers intelligence information, and submits its findings to the command. 1. Identifies all priority intelligence requirements (PIR) and other intelligence requirements. 2. Passes through any outpost, defensive wire, or warning devices undetected. 3. Moves to an observation point that offers cover and concealment and is clear enough to gather PIR and other intelligence requirements. 4. Gathers all PIR and other intelligence requirements. 5. Withdraws from the area undetected. 6. Reports all information to the OPFOR headquarters (HQ).

TASK: Surrender to the Capturing Unit on the Battlefield (5-OPFOR-0024)

CONDITION: The enemy has captured the opposing forces (OPFOR) element's soldiers, documents, and equipment sensitive to the OPFOR tactical operations.

STANDARD: The OPFOR soldiers retain or destroy documents and equipment. The OPFOR element surrenders documents and equipment of no tactical use to the enemy and attempts to conceal or destroy items of tactical value. The OPFOR element attempts escape and evasion. 1. Prevents the successful capture of documents and equipment. 2. Destroys documents and equipment. 3. Removes identifying markings from equipment. 4. Removes unit-identifying insignia. 5. Provides misleading information. 6. Plans an escape. 7. Delays movement to the nearest collection point. 8. Prevents safeguarding of enemy prisoners of war (EPWs) in order to cause embarrassment to the United States (US).

TASK: Conduct Sniper Operations (5-OPFOR-0006)

CONDITION: The opposing forces (OPFOR) element has assigned snipers (regular or irregular elements) in the enemy's rear area along the main supply route (MSR) and near support sites.

STANDARD: The OPFOR element kills or wounds targets. 1. Sets up a well-concealed location. 2. Engages vehicle drivers or personnel on foot with short bursts of semiautomatic fire. 3. Kills or wounds selected targets. 4. Prevents the position from being discovered by enemy forces. 5. Evacuates the area without being spotted. 6. Reports all specified priority intelligence requirements (PIR) and other intelligence requirements to the OPFOR headquarters (HQ).

TASK: Disrupt an Engineer Reconnaissance (5-OPFOR-0022)

CONDITION: The enemy is conducting an engineer reconnaissance. The opposing forces (OPFOR) element is positioned along the enemy's route.

STANDARD: The OPFOR element disrupts an engineer reconnaissance. 1. Prevents the unit from meeting its specified time schedule. 2. Forces the unit to deviate from its specified route. 3. Prevents the unit from accomplishing its assigned engineer reconnaissance. 4. Surprises the unit conducting the reconnaissance.

TASK: Conduct a Raid (5-OPFOR-0004)

CONDITION: The opposing forces (OPFOR) element has occupied an objective rally point and has orders to conduct a raid on a combat service support (CSS) base.

STANDARD: The OPFOR element infiltrates the enemy's base and destroys all of the targets. 1. Surprises the enemy forces. 2. Assaults the support base and accomplishes the assigned tasks. 3. Destroys the specified equipment and supplies. 4. Avoids being decisively engaged. 5. Withdraws all personnel from the objective areas within the time prescribed. 6. Obtains all priority intelligence requirements (PIR) from the raid site. 7. Sustains only light casualties from enemy fire.

TASK: Disrupt Movement (5-OPFOR-0014)

CONDITION: The enemy is expected to move through the opposing forces (OPFOR) element's area of operations. The OPFOR element has received an operation order (OPORD) or fragmentary order (FRAGO) to disrupt enemy movement. The enemy has the capability to defend with direct fire and antiarmor weapons.

STANDARD: The OPFOR element delays enemy movement. 1. Delays the element. 2. Forces the element to deviate from its route. 3. Prevents the element from reaching its destination. 4. Surprises the element's main body.

TASK: Defeat Obstacles (5-OPFOR-0009)

CONDITION: The opposing forces (OPFOR) element encounters an obstacle that blocks the avenue of approach as it advances upon the enemy forces.

STANDARD: The OPFOR element bypasses or breaches the enemy obstacle. 1. Detects the obstacle before halting its main body. 2. Defeats the obstacle. a. Bypasses the obstacle without entering the engagement areas. b. Breaches the obstacle within 45 minutes and passes its entire force through the obstacle. 3. Does not incur degradation to the point that the mission must be discontinued.

TASK: Disrupt a Route Reconnaissance (5-OPFOR-0021)

CONDITION: The enemy is conducting a route reconnaissance. The opposing forces (OPFOR) element is positioned along the enemy's route.

STANDARD: The OPFOR element attempts to disrupt a squad/section conducting a route reconnaissance. 1. Prevents the unit from meeting its specified time schedule. 2. Forces the unit to deviate from its specified route. 3. Prevents the unit from reaching its assigned destination. 4. Surprises the squad/section. 5. Inflicts casualties on the unit.

TASK: Conduct Terrorist and Saboteur Attacks (5-OPFOR-0005)

CONDITION: The opposing forces (OPFOR) element dispatches small teams into the enemy's rear area to disrupt combat service support (CSS) operations.

STANDARD: The enemy sustains disrupted command and control (C2), destroyed equipment and supplies, and light casualties. 1. Locates rear support bases and C2 facilities. 2. Delays and disrupts CSS operations through probes. 3. Infiltrates CSS bases to conduct sabotage and terrorist activities. 4. Inflicts light casualties. 5. Destroys supplies and equipment.

TASK: Disrupt a Net Control Station (NCS) (5-OPFOR-0019)

CONDITION: The enemy has established a NCS. The opposing forces (OPFOR) element has radio and jamming equipment.

STANDARD: The OPFOR element attempts to disrupt an NCS. 1. Attempts to locate the radio frequency that the unit is operating on. 2. Attempts to enter the radio net. 3. Attempts to issue "bogus" orders to a unit on the net. 4. Jams the radio frequency and forces the unit to go to an alternate frequency.

TASK: Disrupt Construction of Vehicle Fighting Positions (5-OPFOR-0020)

CONDITION: The opposing forces (OPFOR) element has located the enemy. The priority intelligence requirements (PIR) and other intelligence obtained by OPFOR patrols indicate the enemy is constructing vehicle fighting positions within its defensive area. The OPFOR element has automatic and antiarmor weapons and light mortars.

STANDARD: The OPFOR element attempts to disrupt the enemy's efforts to establish vehicle fighting positions. 1. Locates the defensive area. 2. Surprises the main body. 3. Penetrates the defensive area with squad-size probes. 4. Inflicts casualties on the unit. 5. Destroys vehicles. 6. Disrupts the unit's preparations (prevents or delays beyond the unit's allotted time).

TASK: Conduct an Aerial Reconnaissance (5-OPFOR-0010)

CONDITION: The opposing forces (OPFOR) headquarters (HQ) element requires intelligence on the locations and identification of enemy elements. An aircraft is dispatched to take photographs and make a visual inspection of the enemy rear area.

STANDARD: The OPFOR element gathers photograph intelligence of the enemy. 1. Photographs the assigned sectors. 2. Makes quick visual checks where the ceiling is low. 3. Locates enemy positions in the area, particularly support and storage bases, and command and control (C2) facilities. 4. Sustains no loss of aircraft. 5. Reports priority intelligence requirements (PIR) and other information requirements to the OPFOR HQ.

TASK: Disrupt Defensive Preparations (5-OPFOR-0018)

CONDITION: The opposing forces (OPFOR) element has located the enemy. Priority intelligence requirements (PIR) and other intelligence requirements obtained by OPFOR patrols indicate that the enemy elements are establishing defensive positions. The OPFOR element has automatic and antiarmor weapons and light mortars.

STANDARD: The OPFOR element disrupts and delays the enemy's defensive preparations. 1. Locates and penetrates the enemy's security system. 2. Forces the enemy to delay defensive preparations. 3. Disrupts the enemy's obstacle preparations.

TASK: Disrupt Quarters Party Operations (5-OPFOR-0017)

CONDITION: The enemy is conducting quarters party operations. It has established an assembly area (AA) but has not moved in the main body.

STANDARD: The opposing forces (OPFOR) element attempts to disrupt quartering party operations and infiltrates the enemy's AA. 1. Locates the quartering party and the AA. 2. Surprises the main body. 3. Penetrates the AA with squad-size probes. 4. Inflicts personnel casualties and vehicle damage. 5. Disrupts the unit's preparations (prevents or delays beyond the unit's allotted time).

TASK: Disrupt Enemy Movement and Operations Using Tactical Nuclear Weapons (5-OPFOR-0016)

CONDITION: The opposing forces (OPFOR) element has located the enemy. Priority intelligence requirements (PIR) and other intelligence requirements have been obtained by OPFOR patrols. Tactical nuclear weapons are employed against key locations in the rear area.

STANDARD: The OPFOR element disrupts enemy movement and operations. 1. Disrupts or delays the movement of the enemy's equipment and supplies to the forward areas. 2. Destroys enemy equipment and supplies. 3. Inflicts a high rate of nuclear casualties among the enemy forces. 4. Denies the enemy the use of specified areas. 5. Contaminates the enemy's equipment and supplies.

TASK: Disrupt Assembly Area (AA) Activities (5-OPFOR-0013)

CONDITION: Intelligence reports indicate that platoon- and company-size enemy units are operating in the opposing forces (OPFOR) area of operations. Enemy units can defend from AAs with direct fire, antiarmor weapons, and indirect fire. The enemy has close air support (CAS) and nuclear, biological, and chemical (NBC) capabilities.

STANDARD: The OPFOR element locates and disrupts the enemy's AA activities. 1. Locates the element's AA. 2. Probes the AA with squad- or team-size elements. 3. Inflicts more than 5 percent casualties on the element. 4. Disrupts the element's preparations (prevents or delays beyond the element's allotted time).

TASK: Disrupt Enemy Movement and Operations Using Persistent and Nonpersistent Chemical Weapons (5-OPFOR-0015)

CONDITION: The opposing forces (OPFOR) element has located the enemy. Priority intelligence requirements (PIR) and other intelligence requirements have been obtained by OPFOR patrols. The OPFOR units deliver chemical agents, by means of conventional artillery weapons or aircraft, along selected supply routes and key bases in the rear area.

STANDARD: The OPFOR element disrupts enemy movement and operations using persistent and nonpersistent chemical weapons. 1. Delivers chemical agents in low and densely wooded areas. 2. Delays the movement of enemy supplies and equipment to the forward areas. 3. Restricts the movement of the enemy units in the rear area. 4. Channels the movement of enemy units into predesignated ambush areas. 5. Contaminates enemy supplies and equipment. 6. Inflicts a high rate of casualties on enemy forces.

TASK: Counter Passage of Lines (5-OPFOR-0012)

CONDITION: Enemy forces are in defensive positions, but they are expected to attempt passage-of-lines operations. The opposing forces (OPFOR) received orders to disrupt enemy passage-of-lines operations.

STANDARD: The OPFOR element delays or prevents enemy passage of lines. 1. Delays the passage. 2. Prevents the company from moving all personnel through the stationary unit. 3. Engages the main body of either the moving or the stationary unit.

TASK: Defend a Minefield (5-OPFOR-0023)

CONDITION: The enemy is conducting a minefield sweeping operation. The opposing forces (OPFOR) element has a minefield placed in the enemy's path. The minefield is under constant observation and fire.

STANDARD: The OPFOR element defends a minefield against an enemy element conducting a minefield sweeping operation. 1. Prevents the unit from detecting the obstacle. 2. Disrupts the minefield sweeping operation. 3. Prevents the unit from conducting the minefield sweeping operation, prevents the unit from moving all personnel through the breach or delays the completion of the minefield sweeping operation for more than 45 minutes.

TASK: Conduct Air Attacks (5-OPFOR-0002)

CONDITION: The opposing forces (OPFOR) element in the rear area has forwarded the positions of the enemy support sites or the locations of moving elements. The OPFOR aircraft have been dispatched to attack enemy installations or convoys.

STANDARD: The OPFOR element attempts to delay, disrupt, or damage the enemy targets by air. 1. Locates the target (support sites or convoys). 2. Makes attack runs on the designated targets. 3. Inflicts heavy damage to the selected target. 4. Sustains no loss of aircraft. 5. Delays moving the force for more than one hour.

TASK: Attack (5-OPFOR-0001)

CONDITION: The opposing forces (OPFOR) element has located the enemy. The priority intelligence requirements (PIR) and other intelligence requirements have been obtained by OPFOR patrols. The OPFOR element has automatic and antiarmor weapons and light mortars.

STANDARD: The OPFOR element attempts to seize the terrain, vehicles, or equipment. 1. Develops an attack plan. 2. Surprises the enemy unit's main body. 3. Initiates the attack using a scheme of maneuver that exploits the enemy's flanks, gaps, and weaknesses. 4. Uses covered and concealed routes to approach the enemy forces' flanks, gaps, or weakly held areas. 5. Employs indirect fire to support the attack. 6. Penetrates enemy defenses. 7. Destroys equipment and supplies. 8. Inflicts heavy casualties. 9. Isolates the combat service support (CSS) base by blocking reinforcements. 10. Forces enemy units to displace. 11. Avoids being fixed in one position. 12. Withdraws before the CSS base is reinforced with tactical combat forces.

TASK: Conduct an Ambush (5-OPFOR-0007)

CONDITION: The enemy is moving in a convoy. The opposing forces (OPFOR) element is positioned along the enemy's route.

STANDARD: The OPFOR element inflicts casualties on the enemy and causes vehicle and equipment damage. 1. Prepares an ambush site before the element arrives. 2. Surprises march element forces. 3. Inflicts heavy casualties within the designated kill zone. 4. Inflicts heavy damage to vehicles and equipment within the designated kill zone. 5. Delays the march element from reaching a specified destination for a specified period of time. 6. Withdraws on order. 7. Sustains no casualties. 8. Reports actions to superiors.

TASK: Maintain Contact (5-OPFOR-0003)

CONDITION: The opposing forces (OPFOR) element is engaged with enemy base defense forces. The enemy forces are withdrawing under pressure.

STANDARD: The OPFOR element maintains enemy contact while the enemy withdraws. 1. Engages the enemy forces decisively. 2. Advances the OPFOR as the enemy forces withdraw. 3. Inflicts heavy casualties. 4. Captures the members of the enemy force. 5. Captures documents and equipment. 6. Safeguards captured documents, equipment, and personnel.

ELEMENTS: Command Section
S2 and S3 Section

TASK: Conduct Engineer Intelligence Collection (05-2-0413)

(FM 5-170)	(FM 20-32)	(FM 3-34.2)
(FM 34-5)	(FM 5-100)	(FM 5-34)
(FM 5-410)	(FM 5-430-00-1)	(FM 5-430-00-2)
(FM 5-480)	(FM 55-20)	(TM 55-208)

ITERATION: 1 2 3 4 5 M (Circle)

COMMANDER/LEADER ASSESSMENT: T P U (Circle)

CONDITIONS: The element is conducting continuous tactical operations. Digital units have performed functionality checks, and systems are operational. Some iterations of this task should be performed in MOPP4.

TASK STANDARDS: The commander and staff develop and implement an engineer intelligence plan to gather the essential elements of information (EEI) for subordinate and supporting elements to accomplish the mission successfully. Digital units send and receive reports using frequency-modulated (FM) or digital means. The time required to perform this task is increased when conducting it in mission-oriented protection posture (MOPP) 4.

TASK STEPS AND PERFORMANCE MEASURES	GO	NO-GO
<p>* 1. The commander and staff develop the intelligence collection plan. NOTE: Digital units request from higher headquarters (HQ) Digital Topographic Support System (DTSS) and All-Source Analysis System (ASAS) products to conduct reconnaissance and intelligence analysis.</p> <ul style="list-style-type: none"> a. Determined the priority intelligence requirements (PIR). Normally, this is in the form of a question, but it may be a statement. b. Identified detailed information required to answer the PIR. These are called essential elements of information (EEI) and include, but are not limited to-- <ul style="list-style-type: none"> (1) Friendly engineer capabilities. (2) Enemy engineer capabilities. (3) Enemy conventional and scatterable-minefield locations. (4) Terrain. (5) Waterways or drainage. (6) Ports and harbors. (7) Roads, including military load classification (MLC). (8) Railways. (9) Trafficability. (10) Airfields. (11) Natural and man-made obstacles. (12) Contaminated areas. (13) Built-up areas. (14) Engineer resources. (15) Electricity; gas; water; and petroleum, oils, and lubricants (POL) resources. c. Identified units to collect the information. <ul style="list-style-type: none"> (1) Designated maneuver units by placing the PIR and EEI in the maneuver operation order (OPORD). (2) Designated engineer units by placing the PIR and EEI in the engineer OPORD. <p>2. The executive officer (XO) implements a collection plan.</p>		

TASK STEPS AND PERFORMANCE MEASURES	GO	NO-GO
<p>a. Directed subordinate elements to do specific reconnaissances.</p> <p>b. Briefed the element leaders.</p> <p>(1) Stated the reconnaissance objectives.</p> <p>(2) Specified the area or route to reconnoiter.</p> <p>(3) Provided a suggested method of reconnaissance.</p> <p>(4) Presented any additional guidance from the commander, such as specific items to look for in a given area.</p> <p>c. Provided the units with forms and materials for the reconnaissance.</p> <p>d. Consolidated the information.</p> <p>(1) Directed subordinate elements to forward reconnaissance reports to the company operations section.</p> <p>(2) Charged the company to collate and summarize the reconnaissance and intelligence reports.</p> <p>(3) Instructed the company to maintain the following files:</p> <p>(a) Intelligence logs recording all incoming and outgoing communications.</p> <p>(b) Engineer reconnaissance reports.</p> <p>(c) Intelligence summaries (INTSUMs) and intelligence reports (INTREPs).</p> <p>(d) Engineer resource reports.</p> <p>(e) Minefield records.</p> <p>(f) Scatterable-minefield reports.</p> <p>(g) Obstacle reports.</p> <p>e. Developed intelligence by extracting information pertinent to the PIR and EEI from the reconnaissance and intelligence reports.</p> <p>* 3. The commander completes or updates the situation analysis of the engineer estimate.</p> <p>* 4. The commander disseminates the intelligence to engineer, maneuver, combat support (CS), and combat service support (CSS) units.</p> <p>NOTE: Digital units send intelligence information to subordinate units using the Maneuver Control System (MCS) and the Force XXI Battle Command Brigade and Below (FBCB2) System according to the unit's standing operating procedure (SOP).</p>		

TASK PERFORMANCE / EVALUATION SUMMARY BLOCK							
ITERATION	1	2	3	4	5	M	TOTAL
TOTAL TASK STEPS EVALUATED							
TOTAL TASK STEPS "GO"							
TRAINING STATUS "GO"/"NO-GO"							

"*" indicates a leader task step.

SUPPORTING INDIVIDUAL TASKS: NONE

SUPPORTING COLLECTIVE TASKS

Task Number	Task Title
05-1-0008	Prepare an Operation Order (OPORD)

SUPPORTING COLLECTIVE TASKS

Task Number	Task Title
05-2-1218	Conduct Report Procedures
05-2-7008	Prepare an Operation Order (OPORD) (Company/Platoon)

OPFOR TASKS AND STANDARDS

TASK: Surrender to the Capturing Unit on the Battlefield (5-OPFOR-0024)

CONDITION: The enemy has captured the opposing forces (OPFOR) element's soldiers, documents, and equipment sensitive to the OPFOR tactical operations.

STANDARD: The OPFOR soldiers retain or destroy documents and equipment. The OPFOR element surrenders documents and equipment of no tactical use to the enemy and attempts to conceal or destroy items of tactical value. The OPFOR element attempts escape and evasion. 1. Prevents the successful capture of documents and equipment. 2. Destroys documents and equipment. 3. Removes identifying markings from equipment. 4. Removes unit-identifying insignia. 5. Provides misleading information. 6. Plans an escape. 7. Delays movement to the nearest collection point. 8. Prevents safeguarding of enemy prisoners of war (EPWs) in order to cause embarrassment to the United States (US).

TASK: Conduct an Ambush (5-OPFOR-0007)

CONDITION: The enemy is moving in a convoy. The opposing forces (OPFOR) element is positioned along the enemy's route.

STANDARD: The OPFOR element inflicts casualties on the enemy and causes vehicle and equipment damage. 1. Prepares an ambush site before the element arrives. 2. Surprises march element forces. 3. Inflicts heavy casualties within the designated kill zone. 4. Inflicts heavy damage to vehicles and equipment within the designated kill zone. 5. Delays the march element from reaching a specified destination for a specified period of time. 6. Withdraws on order. 7. Sustains no casualties. 8. Reports actions to superiors.

TASK: Conduct Sniper Operations (5-OPFOR-0006)

CONDITION: The opposing forces (OPFOR) element has assigned snipers (regular or irregular elements) in the enemy's rear area along the main supply route (MSR) and near support sites.

STANDARD: The OPFOR element kills or wounds targets. 1. Sets up a well-concealed location. 2. Engages vehicle drivers or personnel on foot with short bursts of semiautomatic fire. 3. Kills or wounds selected targets. 4. Prevents the position from being discovered by enemy forces. 5. Evacuates the area without being spotted. 6. Reports all specified priority intelligence requirements (PIR) and other intelligence requirements to the OPFOR headquarters (HQ).

TASK: Disrupt Movement (5-OPFOR-0014)

CONDITION: The enemy is expected to move through the opposing forces (OPFOR) element's area of operations. The OPFOR element has received an operation order (OPORD) or fragmentary order (FRAGO) to disrupt enemy movement. The enemy has the capability to defend with direct fire and antiarmor weapons.

STANDARD: The OPFOR element delays enemy movement. 1. Delays the element. 2. Forces the element to deviate from its route. 3. Prevents the element from reaching its destination. 4. Surprises the element's main body.

TASK: Defeat Obstacles (5-OPFOR-0009)

CONDITION: The opposing forces (OPFOR) element encounters an obstacle that blocks the avenue of approach as it advances upon the enemy forces.

STANDARD: The OPFOR element bypasses or breaches the enemy obstacle. 1. Detects the obstacle before halting its main body. 2. Defeats the obstacle. a. Bypasses the obstacle without entering the engagement areas. b. Breaches the obstacle within 45 minutes and passes its entire force through the obstacle. 3. Does not incur degradation to the point that the mission must be discontinued.

TASK: Conduct an Attack (5-OPFOR-0008)

CONDITION: The enemy is conducting tactical operations. The opposing forces (OPFOR) element receives orders to attack the enemy, the area of occupation, or the main supply route (MSR) with smoke.

STANDARD: The OPFOR element disrupts the enemy's movement and smoke operations. 1. Determines the delivery method of the smoke attack. 2. Locates the target. 3. Delivers the smoke attack downwind. 4. Attacks the enemy with smoke, and surge attacks when the enemy responds to the smoke.

TASK: Disrupt a Route Reconnaissance (5-OPFOR-0021)

CONDITION: The enemy is conducting a route reconnaissance. The opposing forces (OPFOR) element is positioned along the enemy's route.

STANDARD: The OPFOR element attempts to disrupt a squad/section conducting a route reconnaissance. 1. Prevents the unit from meeting its specified time schedule. 2. Forces the unit to deviate from its specified route. 3. Prevents the unit from reaching its assigned destination. 4. Surprises the squad/section. 5. Inflicts casualties on the unit.

TASK: Conduct Terrorist and Saboteur Attacks (5-OPFOR-0005)

CONDITION: The opposing forces (OPFOR) element dispatches small teams into the enemy's rear area to disrupt combat service support (CSS) operations.

STANDARD: The enemy sustains disrupted command and control (C2), destroyed equipment and supplies, and light casualties. 1. Locates rear support bases and C2 facilities. 2. Delays and disrupts CSS operations through probes. 3. Infiltrates CSS bases to conduct sabotage and terrorist activities. 4. Inflicts light casualties. 5. Destroys supplies and equipment.

TASK: Disrupt a Net Control Station (NCS) (5-OPFOR-0019)

CONDITION: The enemy has established a NCS. The opposing forces (OPFOR) element has radio and jamming equipment.

STANDARD: The OPFOR element attempts to disrupt an NCS. 1. Attempts to locate the radio frequency that the unit is operating on. 2. Attempts to enter the radio net. 3. Attempts to issue "bogus" orders to a unit on the net. 4. Jams the radio frequency and forces the unit to go to an alternate frequency.

TASK: Disrupt Construction of Vehicle Fighting Positions (5-OPFOR-0020)

CONDITION: The opposing forces (OPFOR) element has located the enemy. The priority intelligence requirements (PIR) and other intelligence obtained by OPFOR patrols indicate the enemy is constructing vehicle fighting positions within its defensive area. The OPFOR element has automatic and antiarmor weapons and light mortars.

STANDARD: The OPFOR element attempts to disrupt the enemy's efforts to establish vehicle fighting positions. 1. Locates the defensive area. 2. Surprises the main body. 3. Penetrates the defensive area with squad-size probes. 4. Inflicts casualties on the unit. 5. Destroys vehicles. 6. Disrupts the unit's preparations (prevents or delays beyond the unit's allotted time).

TASK: Conduct an Aerial Reconnaissance (5-OPFOR-0010)

CONDITION: The opposing forces (OPFOR) headquarters (HQ) element requires intelligence on the locations and identification of enemy elements. An aircraft is dispatched to take photographs and make a visual inspection of the enemy rear area.

STANDARD: The OPFOR element gathers photograph intelligence of the enemy. 1. Photographs the assigned sectors. 2. Makes quick visual checks where the ceiling is low. 3. Locates enemy positions in the area, particularly support and storage bases, and command and control (C2) facilities. 4. Sustains no loss of aircraft. 5. Reports priority intelligence requirements (PIR) and other information requirements to the OPFOR HQ.

TASK: Disrupt Defensive Preparations (5-OPFOR-0018)

CONDITION: The opposing forces (OPFOR) element has located the enemy. Priority intelligence requirements (PIR) and other intelligence requirements obtained by OPFOR patrols indicate that the enemy elements are establishing defensive positions. The OPFOR element has automatic and antiarmor weapons and light mortars.

STANDARD: The OPFOR element disrupts and delays the enemy's defensive preparations. 1. Locates and penetrates the enemy's security system. 2. Forces the enemy to delay defensive preparations. 3. Disrupts the enemy's obstacle preparations.

TASK: Disrupt Quartering Party Operations (5-OPFOR-0017)

CONDITION: The enemy is conducting quartering party operations. It has established an assembly area (AA) but has not moved in the main body.

STANDARD: The opposing forces (OPFOR) element attempts to disrupt quartering party operations and infiltrate the enemy's AA. 1. Locates the quartering party and the AA. 2. Surprises the main body. 3. Penetrates the AA with squad-size probes. 4. Inflicts personnel casualties and vehicle damage. 5. Disrupts the unit's preparations (prevents or delays beyond the unit's allotted time).

TASK: Disrupt Enemy Movement and Operations Using Persistent and Nonpersistent Chemical Weapons (5-OPFOR-0015)

CONDITION: The opposing forces (OPFOR) element has located the enemy. Priority intelligence requirements (PIR) and other intelligence requirements have been obtained by OPFOR patrols. The OPFOR units deliver chemical agents, by means of conventional artillery weapons or aircraft, along selected supply routes and key bases in the rear area.

STANDARD: The OPFOR element disrupts enemy movement and operations using persistent and nonpersistent chemical weapons. 1. Delivers chemical agents in low and densely wooded areas. 2. Delays the movement of enemy supplies and equipment to the forward areas. 3. Restricts the movement of the enemy units in the rear area. 4. Channels the movement of enemy units into predesignated ambush areas. 5. Contaminates enemy supplies and equipment. 6. Inflicts a high rate of casualties on enemy forces.

TASK: Disrupt Enemy Movement and Operations Using Tactical Nuclear Weapons (5-OPFOR-0016)

CONDITION: The opposing forces (OPFOR) element has located the enemy. Priority intelligence requirements (PIR) and other intelligence requirements have been obtained by OPFOR patrols. Tactical nuclear weapons are employed against key locations in the rear area.

STANDARD: The OPFOR element disrupts enemy movement and operations. 1. Disrupts or delays the movement of the enemy's equipment and supplies to the forward areas. 2. Destroys enemy equipment and supplies. 3. Inflicts a high rate of nuclear casualties among the enemy forces. 4. Denies the enemy the use of specified areas. 5. Contaminates the enemy's equipment and supplies.

TASK: Counter Passage of Lines (5-OPFOR-0012)

CONDITION: Enemy forces are in defensive positions, but they are expected to attempt passage-of-lines operations. The opposing forces (OPFOR) received orders to disrupt enemy passage-of-lines operations.

STANDARD: The OPFOR element delays or prevents enemy passage of lines. 1. Delays the passage. 2. Prevents the company from moving all personnel through the stationary unit. 3. Engages the main body of either the moving or the stationary unit.

TASK: Conduct a Raid (5-OPFOR-0004)

CONDITION: The opposing forces (OPFOR) element has occupied an objective rally point and has orders to conduct a raid on a combat service support (CSS) base.

STANDARD: The OPFOR element infiltrates the enemy's base and destroys all of the targets. 1. Surprises the enemy forces. 2. Assaults the support base and accomplishes the assigned tasks. 3. Destroys the specified equipment and supplies. 4. Avoids being decisively engaged. 5. Withdraws all personnel from the objective areas within the time prescribed. 6. Obtains all priority intelligence requirements (PIR) from the raid site. 7. Sustains only light casualties from enemy fire.

TASK: Defend a Minefield (5-OPFOR-0023)

CONDITION: The enemy is conducting a minefield sweeping operation. The opposing forces (OPFOR) element has a minefield placed in the enemy's path. The minefield is under constant observation and fire.

STANDARD: The OPFOR element defends a minefield against an enemy element conducting a minefield sweeping operation. 1. Prevents the unit from detecting the obstacle. 2. Disrupts the minefield sweeping operation. 3. Prevents the unit from conducting the minefield sweeping operation, prevents the unit from moving all personnel through the breach or delays the completion of the minefield sweeping operation for more than 45 minutes.

TASK: Conduct Air Attacks (5-OPFOR-0002)

CONDITION: The opposing forces (OPFOR) element in the rear area has forwarded the positions of the enemy support sites or the locations of moving elements. The OPFOR aircraft have been dispatched to attack enemy installations or convoys.

STANDARD: The OPFOR element attempts to delay, disrupt, or damage the enemy targets by air. 1. Locates the target (support sites or convoys). 2. Makes attack runs on the designated targets. 3. Inflicts heavy damage to the selected target. 4. Sustains no loss of aircraft. 5. Delays moving the force for more than one hour.

TASK: Attack (5-OPFOR-0001)

CONDITION: The opposing forces (OPFOR) element has located the enemy. The priority intelligence requirements (PIR) and other intelligence requirements have been obtained by OPFOR patrols. The OPFOR element has automatic and antiarmor weapons and light mortars.

STANDARD: The OPFOR element attempts to seize the terrain, vehicles, or equipment. 1. Develops an attack plan. 2. Surprises the enemy unit's main body. 3. Initiates the attack using a scheme of maneuver that exploits the enemy's flanks, gaps, and weaknesses. 4. Uses covered and concealed routes to approach the enemy forces' flanks, gaps, or weakly held areas. 5. Employs indirect fire to support the attack. 6. Penetrates enemy defenses. 7. Destroys equipment and supplies. 8. Inflicts heavy casualties. 9. Isolates the combat service support (CSS) base by blocking reinforcements. 10. Forces enemy units to displace. 11. Avoids being fixed in one position. 12. Withdraws before the CSS base is reinforced with tactical combat forces.

TASK: Disrupt Assembly Area (AA) Activities (5-OPFOR-0013)

CONDITION: Intelligence reports indicate that platoon- and company-size enemy units are operating in the opposing forces (OPFOR) area of operations. Enemy units can defend from AAs with direct fire, antiarmor weapons, and indirect fire. The enemy has close air support (CAS) and nuclear, biological, and chemical (NBC) capabilities.

STANDARD: The OPFOR element locates and disrupts the enemy's AA activities. 1. Locates the element's AA. 2. Probes the AA with squad- or team-size elements. 3. Inflicts more than 5 percent casualties on the element. 4. Disrupts the element's preparations (prevents or delays beyond the element's allotted time).

TASK: Disrupt an Engineer Reconnaissance (5-OPFOR-0022)

CONDITION: The enemy is conducting an engineer reconnaissance. The opposing forces (OPFOR) element is positioned along the enemy's route.

STANDARD: The OPFOR element disrupts an engineer reconnaissance. 1. Prevents the unit from meeting its specified time schedule. 2. Forces the unit to deviate from its specified route. 3. Prevents the unit from accomplishing its assigned engineer reconnaissance. 4. Surprises the unit conducting the reconnaissance.

TASK: Maintain Contact (5-OPFOR-0003)

CONDITION: The opposing forces (OPFOR) element is engaged with enemy base defense forces. The enemy forces are withdrawing under pressure.

STANDARD: The OPFOR element maintains enemy contact while the enemy withdraws. 1. Engages the enemy forces decisively. 2. Advances the OPFOR as the enemy forces withdraw. 3. Inflicts heavy casualties. 4. Captures the members of the enemy force. 5. Captures documents and equipment. 6. Safeguards captured documents, equipment, and personnel.

ELEMENTS: Section
 S4 Section
 Communication Section

TASK: Process Captured Documents and Equipment (19-3-3105.05-T01A)
 (FM 3-19.40 (FM 19-40))

ITERATION: 1 2 3 4 5 M (Circle)

COMMANDER/LEADER ASSESSMENT: T P U (Circle)

CONDITIONS: The enemy's equipment and documents have been captured. Some iterations of this task should be performed in MOPP4.

TASK STANDARDS: The element processes all captured equipment and documents based on disposition instructions and within the time standards established by higher headquarters (HQ). The time required to perform this task is increased when conducting it in mission-oriented protection posture (MOPP) 4.

TASK STEPS AND PERFORMANCE MEASURES	GO	NO-GO
1. The element tags all captured equipment and documents. <ul style="list-style-type: none"> a. Described the type of equipment and documents, such as maps, photos, rifles, and radios. b. Annotated the date and time of capture. c. Provided the place (grid coordinates) of capture. d. Noted the capturing unit. e. Furnished the circumstances of the capture. f. Identified the prisoner's name on the tag, if the items were taken from the enemy prisoners of war (EPWs). * 2. The element leader reports the capture of equipment and documents to higher HQ. <ul style="list-style-type: none"> a. Described the type of equipment and documents. b. Stated the date and time of capture. c. Identified the capturing unit. d. Furnished the place (grid coordinates) of the capture. * 3. The element leader disposes of the equipment and documents according to the guidance received from higher HQ. <ul style="list-style-type: none"> a. Destroyed, secured, evacuated, or abandoned the equipment. b. Evacuated the documents through the chain of command to intelligence personnel. 		

TASK PERFORMANCE / EVALUATION SUMMARY BLOCK							
ITERATION	1	2	3	4	5	M	TOTAL
TOTAL TASK STEPS EVALUATED							
TOTAL TASK STEPS "GO"							
TRAINING STATUS "GO"/"NO-GO"							

"*" indicates a leader task step.

SUPPORTING INDIVIDUAL TASKS: NONE

SUPPORTING COLLECTIVE TASKS: NONE

OPFOR TASKS AND STANDARDS

TASK: Disrupt a Route Reconnaissance (5-OPFOR-0021)

CONDITION: The enemy is conducting a route reconnaissance. The opposing forces (OPFOR) element is positioned along the enemy's route.

STANDARD: The OPFOR element attempts to disrupt a squad/section conducting a route reconnaissance. 1. Prevents the unit from meeting its specified time schedule. 2. Forces the unit to deviate from its specified route. 3. Prevents the unit from reaching its assigned destination. 4. Surprises the squad/section. 5. Inflicts casualties on the unit.

TASK: Conduct an Attack (5-OPFOR-0008)

CONDITION: The enemy is conducting tactical operations. The opposing forces (OPFOR) element receives orders to attack the enemy, the area of occupation, or the main supply route (MSR) with smoke.

STANDARD: The OPFOR element disrupts the enemy's movement and smoke operations. 1. Determines the delivery method of the smoke attack. 2. Locates the target. 3. Delivers the smoke attack downwind. 4. Attacks the enemy with smoke, and surge attacks when the enemy responds to the smoke.

TASK: Conduct a Raid (5-OPFOR-0004)

CONDITION: The opposing forces (OPFOR) element has occupied an objective rally point and has orders to conduct a raid on a combat service support (CSS) base.

STANDARD: The OPFOR element infiltrates the enemy's base and destroys all of the targets. 1. Surprises the enemy forces. 2. Assaults the support base and accomplishes the assigned tasks. 3. Destroys the specified equipment and supplies. 4. Avoids being decisively engaged. 5. Withdraws all personnel from the objective areas within the time prescribed. 6. Obtains all priority intelligence requirements (PIR) from the raid site. 7. Sustains only light casualties from enemy fire.

TASK: Conduct an Aerial Reconnaissance (5-OPFOR-0010)

CONDITION: The opposing forces (OPFOR) headquarters (HQ) element requires intelligence on the locations and identification of enemy elements. An aircraft is dispatched to take photographs and make a visual inspection of the enemy rear area.

STANDARD: The OPFOR element gathers photograph intelligence of the enemy. 1. Photographs the assigned sectors. 2. Makes quick visual checks where the ceiling is low. 3. Locates enemy positions in the area, particularly support and storage bases, and command and control (C2) facilities. 4. Sustains no loss of aircraft. 5. Reports priority intelligence requirements (PIR) and other information requirements to the OPFOR HQ.

TASK: Defeat Obstacles (5-OPFOR-0009)

CONDITION: The opposing forces (OPFOR) element encounters an obstacle that blocks the avenue of approach as it advances upon the enemy forces.

STANDARD: The OPFOR element bypasses or breaches the enemy obstacle. 1. Detects the obstacle before halting its main body. 2. Defeats the obstacle. a. Bypasses the obstacle without entering the engagement areas. b. Breaches the obstacle within 45 minutes and passes its entire force through the obstacle. 3. Does not incur degradation to the point that the mission must be discontinued.

TASK: Disrupt Construction of Vehicle Fighting Positions (5-OPFOR-0020)

CONDITION: The opposing forces (OPFOR) element has located the enemy. The priority intelligence requirements (PIR) and other intelligence obtained by OPFOR patrols indicate the enemy is constructing vehicle fighting positions within its defensive area. The OPFOR element has automatic and antiarmor weapons and light mortars.

STANDARD: The OPFOR element attempts to disrupt the enemy's efforts to establish vehicle fighting positions. 1. Locates the defensive area. 2. Surprises the main body. 3. Penetrates the defensive area with squad-size probes. 4. Inflicts casualties on the unit. 5. Destroys vehicles. 6. Disrupts the unit's preparations (prevents or delays beyond the unit's allotted time).

TASK: Disrupt an Engineer Reconnaissance (5-OPFOR-0022)

CONDITION: The enemy is conducting an engineer reconnaissance. The opposing forces (OPFOR) element is positioned along the enemy's route.

STANDARD: The OPFOR element disrupts an engineer reconnaissance. 1. Prevents the unit from meeting its specified time schedule. 2. Forces the unit to deviate from its specified route. 3. Prevents the unit from accomplishing its assigned engineer reconnaissance. 4. Surprises the unit conducting the reconnaissance.

TASK: Defend a Minefield (5-OPFOR-0023)

CONDITION: The enemy is conducting a minefield sweeping operation. The opposing forces (OPFOR) element has a minefield placed in the enemy's path. The minefield is under constant observation and fire.

STANDARD: The OPFOR element defends a minefield against an enemy element conducting a minefield sweeping operation. 1. Prevents the unit from detecting the obstacle. 2. Disrupts the minefield sweeping operation. 3. Prevents the unit from conducting the minefield sweeping operation, prevents the unit from moving all personnel through the breach or delays the completion of the minefield sweeping operation for more than 45 minutes.

TASK: Conduct Terrorist and Saboteur Attacks (5-OPFOR-0005)

CONDITION: The opposing forces (OPFOR) element dispatches small teams into the enemy's rear area to disrupt combat service support (CSS) operations.

STANDARD: The enemy sustains disrupted command and control (C2), destroyed equipment and supplies, and light casualties. 1. Locates rear support bases and C2 facilities. 2. Delays and disrupts CSS operations through probes. 3. Infiltrates CSS bases to conduct sabotage and terrorist activities. 4. Inflicts light casualties. 5. Destroys supplies and equipment.

TASK: Conduct Sniper Operations (5-OPFOR-0006)

CONDITION: The opposing forces (OPFOR) element has assigned snipers (regular or irregular elements) in the enemy's rear area along the main supply route (MSR) and near support sites.

STANDARD: The OPFOR element kills or wounds targets. 1. Sets up a well-concealed location. 2. Engages vehicle drivers or personnel on foot with short bursts of semiautomatic fire. 3. Kills or wounds selected targets. 4. Prevents the position from being discovered by enemy forces. 5. Evacuates the area without being spotted. 6. Reports all specified priority intelligence requirements (PIR) and other intelligence requirements to the OPFOR headquarters (HQ).

TASK: Maintain Contact (5-OPFOR-0003)

CONDITION: The opposing forces (OPFOR) element is engaged with enemy base defense forces. The enemy forces are withdrawing under pressure.

STANDARD: The OPFOR element maintains enemy contact while the enemy withdraws. 1. Engages the enemy forces decisively. 2. Advances the OPFOR as the enemy forces withdraw. 3. Inflicts heavy casualties. 4. Captures the members of the enemy force. 5. Captures documents and equipment. 6. Safeguards captured documents, equipment, and personnel.

TASK: Conduct an Ambush (5-OPFOR-0007)

CONDITION: The enemy is moving in a convoy. The opposing forces (OPFOR) element is positioned along the enemy's route.

STANDARD: The OPFOR element inflicts casualties on the enemy and causes vehicle and equipment damage. 1. Prepares an ambush site before the element arrives. 2. Surprises march element forces. 3. Inflicts heavy casualties within the designated kill zone. 4. Inflicts heavy damage to vehicles and equipment within the designated kill zone. 5. Delays the march element from reaching a specified destination for a specified period of time. 6. Withdraws on order. 7. Sustains no casualties. 8. Reports actions to superiors.

TASK: Surrender to the Capturing Unit on the Battlefield (5-OPFOR-0024)

CONDITION: The enemy has captured the opposing forces (OPFOR) element's soldiers, documents, and equipment sensitive to the OPFOR tactical operations.

STANDARD: The OPFOR soldiers retain or destroy documents and equipment. The OPFOR element surrenders documents and equipment of no tactical use to the enemy and attempts to conceal or destroy items of tactical value. The OPFOR element attempts escape and evasion. 1. Prevents the successful capture of documents and equipment. 2. Destroys documents and equipment. 3. Removes identifying markings from equipment. 4. Removes unit-identifying insignia. 5. Provides misleading information. 6. Plans an escape. 7. Delays movement to the nearest collection point. 8. Prevents safeguarding of enemy prisoners of war (EPWs) in order to cause embarrassment to the United States (US).

TASK: Disrupt a Net Control Station (NCS) (5-OPFOR-0019)

CONDITION: The enemy has established a NCS. The opposing forces (OPFOR) element has radio and jamming equipment.

STANDARD: The OPFOR element attempts to disrupt an NCS. 1. Attempts to locate the radio frequency that the unit is operating on. 2. Attempts to enter the radio net. 3. Attempts to issue "bogus" orders to a unit on the net. 4. Jams the radio frequency and forces the unit to go to an alternate frequency.

TASK: Disrupt Defensive Preparations (5-OPFOR-0018)

CONDITION: The opposing forces (OPFOR) element has located the enemy. Priority intelligence requirements (PIR) and other intelligence requirements obtained by OPFOR patrols indicate that the enemy elements are establishing defensive positions. The OPFOR element has automatic and antiarmor weapons and light mortars.

STANDARD: The OPFOR element disrupts and delays the enemy's defensive preparations. 1. Locates and penetrates the enemy's security system. 2. Forces the enemy to delay defensive preparations. 3. Disrupts the enemy's obstacle preparations.

TASK: Disrupt Enemy Movement and Operations Using Tactical Nuclear Weapons (5-OPFOR-0016)

CONDITION: The opposing forces (OPFOR) element has located the enemy. Priority intelligence requirements (PIR) and other intelligence requirements have been obtained by OPFOR patrols. Tactical nuclear weapons are employed against key locations in the rear area.

STANDARD: The OPFOR element disrupts enemy movement and operations. 1. Disrupts or delays the movement of the enemy's equipment and supplies to the forward areas. 2. Destroys enemy equipment and supplies. 3. Inflicts a high rate of nuclear casualties among the enemy forces. 4. Denies the enemy the use of specified areas. 5. Contaminates the enemy's equipment and supplies.

TASK: Disrupt Quartering Party Operations (5-OPFOR-0017)

CONDITION: The enemy is conducting quartering party operations. It has established an assembly area (AA) but has not moved in the main body.

STANDARD: The opposing forces (OPFOR) element attempts to disrupt quartering party operations and infiltrates the enemy's AA. 1. Locates the quartering party and the AA. 2. Surprises the main body. 3. Penetrates the AA with squad-size probes. 4. Inflicts personnel casualties and vehicle damage. 5. Disrupts the unit's preparations (prevents or delays beyond the unit's allotted time).

TASK: Disrupt Enemy Movement and Operations Using Persistent and Nonpersistent Chemical Weapons (5-OPFOR-0015)

CONDITION: The opposing forces (OPFOR) element has located the enemy. Priority intelligence requirements (PIR) and other intelligence requirements have been obtained by OPFOR patrols. The OPFOR units deliver chemical agents, by means of conventional artillery weapons or aircraft, along selected supply routes and key bases in the rear area.

STANDARD: The OPFOR element disrupts enemy movement and operations using persistent and nonpersistent chemical weapons. 1. Delivers chemical agents in low and densely wooded areas. 2. Delays the movement of enemy supplies and equipment to the forward areas. 3. Restricts the movement of the enemy units in the rear area. 4. Channels the movement of enemy units into predesignated ambush areas. 5. Contaminates enemy supplies and equipment. 6. Inflicts a high rate of casualties on enemy forces.

TASK: Disrupt Movement (5-OPFOR-0014)

CONDITION: The enemy is expected to move through the opposing forces (OPFOR) element's area of operations. The OPFOR element has received an operation order (OPORD) or fragmentary order (FRAGO) to disrupt enemy movement. The enemy has the capability to defend with direct fire and antiarmor weapons.

STANDARD: The OPFOR element delays enemy movement. 1. Delays the element. 2. Forces the element to deviate from its route. 3. Prevents the element from reaching its destination. 4. Surprises the element's main body.

TASK: Counter Passage of Lines (5-OPFOR-0012)

CONDITION: Enemy forces are in defensive positions, but they are expected to attempt passage-of-lines operations. The opposing forces (OPFOR) received orders to disrupt enemy passage-of-lines operations.

STANDARD: The OPFOR element delays or prevents enemy passage of lines. 1. Delays the passage. 2. Prevents the company from moving all personnel through the stationary unit. 3. Engages the main body of either the moving or the stationary unit.

TASK: Disrupt Assembly Area (AA) Activities (5-OPFOR-0013)

CONDITION: Intelligence reports indicate that platoon- and company-size enemy units are operating in the opposing forces (OPFOR) area of operations. Enemy units can defend from AAs with direct fire, antiarmor weapons, and indirect fire. The enemy has close air support (CAS) and nuclear, biological, and chemical (NBC) capabilities.

STANDARD: The OPFOR element locates and disrupts the enemy's AA activities. 1. Locates the element's AA. 2. Probes the AA with squad- or team-size elements. 3. Inflicts more than 5 percent casualties on the element. 4. Disrupts the element's preparations (prevents or delays beyond the element's allotted time).

TASK: Attack (5-OPFOR-0001)

CONDITION: The opposing forces (OPFOR) element has located the enemy. The priority intelligence requirements (PIR) and other intelligence requirements have been obtained by OPFOR patrols. The OPFOR element has automatic and antiarmor weapons and light mortars.

STANDARD: The OPFOR element attempts to seize the terrain, vehicles, or equipment. 1. Develops an attack plan. 2. Surprises the enemy unit's main body. 3. Initiates the attack using a scheme of maneuver that exploits the enemy's flanks, gaps, and weaknesses. 4. Uses covered and concealed routes to approach the enemy forces' flanks, gaps, or weakly held areas. 5. Employs indirect fire to support the attack. 6. Penetrates enemy defenses. 7. Destroys equipment and supplies. 8. Inflicts heavy casualties. 9. Isolates the combat service support (CSS) base by blocking reinforcements. 10. Forces enemy units to displace. 11. Avoids being fixed in one position. 12. Withdraws before the CSS base is reinforced with tactical combat forces.

TASK: Conduct Air Attacks (5-OPFOR-0002)

CONDITION: The opposing forces (OPFOR) element in the rear area has forwarded the positions of the enemy support sites or the locations of moving elements. The OPFOR aircraft have been dispatched to attack enemy installations or convoys.

STANDARD: The OPFOR element attempts to delay, disrupt, or damage the enemy targets by air. 1. Locates the target (support sites or convoys). 2. Makes attack runs on the designated targets. 3. Inflicts heavy damage to the selected target. 4. Sustains no loss of aircraft. 5. Delays moving the force for more than one hour.

ELEMENTS: Section
 Command Section
 S1 Section
 S2 and S3 Section
 S4 Section
 Communication Section

TASK: Maintain Operations Security (OPSEC) (71-2-0332.05-T01A)
 (AR 530-1) (AR 380-5) (FM 24-33)
 (FM 24-35) (FM 24-35-1) (FM 3-19.30)
 (FM 34-60)

ITERATION: 1 2 3 4 5 M (Circle)

COMMANDER/LEADER ASSESSMENT: T P U (Circle)

CONDITIONS: The element is operating where the enemy can detect it. The enemy can employ electronic warfare (EW) measures and air and ground reconnaissance elements. It can also use the local populace and enemy intelligence agencies. Some iterations of this task should be performed in MOPP4.

TASK STANDARDS: The element prevents the enemy from learning its strength, dispositions, intentions, and any essential elements of friendly information (EEFI) or surprising its main body. The time required to perform this task is increased when conducting it in mission-oriented protection posture (MOPP) 4.

TASK STEPS AND PERFORMANCE MEASURES	GO	NO-GO
<p>* 1. Leaders check or perform information security measures.</p> <ul style="list-style-type: none"> a. Disseminated the information on a need-to-know basis. b. Prohibited fraternization with civilians, as applicable. c. Conducted alerts, deployment preparations, and loading operations to minimize detection. d. Ensured that maps contained only the minimum-essential information. e. Conducted inspections and gave briefings to ensure that personnel did not carry any details of military activities in their personal materials, such as letters, diaries, notes, drawings, sketches, or photographs. f. Sanitized all planning areas and positions before departure. <p>2. The element performs camouflage discipline.</p> <ul style="list-style-type: none"> a. Used natural concealment and camouflage materials, whenever possible, to prevent ground or air observation. b. Moved on covered and concealed routes. c. Covered all reflective surfaces and unit markings with nonreflective material, such as cloth, mud, or a camouflage stick. d. Covered or removed all vehicle markings. <p>3. The element camouflages individual positions and equipment to prevent detection from 35 meters or greater and camouflages vehicles to prevent detection from 100 meters or greater.</p> <ul style="list-style-type: none"> a. Ensured that the foliage was not stripped near the unit's position. b. Camouflaged earth berms. c. Ensured that the camouflage nets were properly erected. d. Avoided crossing near footpaths, trails, and roads. e. Erased any tracks leading into the positions. f. Ensured that vehicles that were parked in the shadows were moved as the shadows shifted. 		

TASK STEPS AND PERFORMANCE MEASURES	GO	NO-GO
<p>g. Replaced and replenished the camouflage, as needed. h. Avoided movement in the area to prevent ground and air detection.</p> <p>4. The element employs and the company's net control station (NCS) enforces communications security (COMSEC).</p> <p>a. Enforced signal operation instructions (SOI) and signal supplemental instructions (SSI) procedures, such as challenges, authentications decoding, and call signs and frequencies and ensured that the monitored traffic did not reveal information to the enemy.</p> <p>b. Employed approved radiotelephone operator (RATELO) procedures.</p> <p>c. Followed COMSEC procedures, such as keeping transmissions short, using the lowest possible power settings, using directional antennas, changing transmission patterns, and maintaining radio silence.</p> <p>d. Followed procedures for operations during jamming.</p> <p>e. Made maximum use of the messenger and wire service.</p> <p>f. Used visual signals according to the unit's standing operating procedure (SOP).</p> <p>5. The element employs physical security measures.</p> <p>a. Employed observation posts (OPs).</p> <p>b. Employed counterreconnaissance patrols.</p> <p>c. Followed stand-to procedures.</p> <p>d. Employed mines and obstacles, when permitted.</p> <p>e. Tied in with adjacent units for coordination and fire.</p> <p>f. Used the challenge and password.</p> <p>g. Limited access into the unit's area.</p> <p>h. Safeguarded weapons, ammunition, sensitive items, and classified documents.</p> <p>i. Picked up litter.</p> <p>j. Employed air guards.</p> <p>* 6. All leaders enforce noise and light discipline.</p>		

TASK PERFORMANCE / EVALUATION SUMMARY BLOCK							
ITERATION	1	2	3	4	5	M	TOTAL
TOTAL TASK STEPS EVALUATED							
TOTAL TASK STEPS "GO"							
TRAINING STATUS "GO"/"NO-GO"							

"*" indicates a leader task step.

SUPPORTING INDIVIDUAL TASKS

Task Number	Task Title
071-325-4425	Employ an M18A1Claymore Mine
071-325-4426	Recover an M18A1Claymore Mine
071-331-0801	Challenge Persons Entering Your Area
071-331-0815	Practice Noise, Light, and Litter Discipline

SUPPORTING COLLECTIVE TASKS: NONE

OPFOR TASKS AND STANDARDS

TASK: Surrender to the Capturing Unit on the Battlefield (5-OPFOR-0024)

CONDITION: The enemy has captured the opposing forces (OPFOR) element's soldiers, documents, and equipment sensitive to the OPFOR tactical operations.

STANDARD: The OPFOR soldiers retain or destroy documents and equipment. The OPFOR element surrenders documents and equipment of no tactical use to the enemy and attempts to conceal or destroy items of tactical value. The OPFOR element attempts escape and evasion. 1. Prevents the successful capture of documents and equipment. 2. Destroys documents and equipment. 3. Removes identifying markings from equipment. 4. Removes unit-identifying insignia. 5. Provides misleading information. 6. Plans an escape. 7. Delays movement to the nearest collection point. 8. Prevents safeguarding of enemy prisoners of war (EPWs) in order to cause embarrassment to the United States (US).

TASK: Disrupt a Route Reconnaissance (5-OPFOR-0021)

CONDITION: The enemy is conducting a route reconnaissance. The opposing forces (OPFOR) element is positioned along the enemy's route.

STANDARD: The OPFOR element attempts to disrupt a squad/section conducting a route reconnaissance. 1. Prevents the unit from meeting its specified time schedule. 2. Forces the unit to deviate from its specified route. 3. Prevents the unit from reaching its assigned destination. 4. Surprises the squad/section. 5. Inflicts casualties on the unit.

TASK: Conduct an Attack (5-OPFOR-0008)

CONDITION: The enemy is conducting tactical operations. The opposing forces (OPFOR) element receives orders to attack the enemy, the area of occupation, or the main supply route (MSR) with smoke.

STANDARD: The OPFOR element disrupts the enemy's movement and smoke operations. 1. Determines the delivery method of the smoke attack. 2. Locates the target. 3. Delivers the smoke attack downwind. 4. Attacks the enemy with smoke, and surge attacks when the enemy responds to the smoke.

TASK: Conduct a Raid (5-OPFOR-0004)

CONDITION: The opposing forces (OPFOR) element has occupied an objective rally point and has orders to conduct a raid on a combat service support (CSS) base.

STANDARD: The OPFOR element infiltrates the enemy's base and destroys all of the targets. 1. Surprises the enemy forces. 2. Assaults the support base and accomplishes the assigned tasks. 3. Destroys the specified equipment and supplies. 4. Avoids being decisively engaged. 5. Withdraws all personnel from the objective areas within the time prescribed. 6. Obtains all priority intelligence requirements (PIR) from the raid site. 7. Sustains only light casualties from enemy fire.

TASK: Conduct an Aerial Reconnaissance (5-OPFOR-0010)

CONDITION: The opposing forces (OPFOR) headquarters (HQ) element requires intelligence on the locations and identification of enemy elements. An aircraft is dispatched to take photographs and make a visual inspection of the enemy rear area.

STANDARD: The OPFOR element gathers photograph intelligence of the enemy. 1. Photographs the assigned sectors. 2. Makes quick visual checks where the ceiling is low. 3. Locates enemy positions in the area, particularly support and storage bases, and command and control (C2) facilities. 4. Sustains no loss of aircraft. 5. Reports priority intelligence requirements (PIR) and other information requirements to the OPFOR HQ.

TASK: Defeat Obstacles (5-OPFOR-0009)

CONDITION: The opposing forces (OPFOR) element encounters an obstacle that blocks the avenue of approach as it advances upon the enemy forces.

STANDARD: The OPFOR element bypasses or breaches the enemy obstacle. 1. Detects the obstacle before halting its main body. 2. Defeats the obstacle. a. Bypasses the obstacle without entering the engagement areas. b. Breaches the obstacle within 45 minutes and passes its entire force through the obstacle. 3. Does not incur degradation to the point that the mission must be discontinued.

TASK: Disrupt Construction of Vehicle Fighting Positions (5-OPFOR-0020)

CONDITION: The opposing forces (OPFOR) element has located the enemy. The priority intelligence requirements (PIR) and other intelligence obtained by OPFOR patrols indicate the enemy is constructing vehicle fighting positions within its defensive area. The OPFOR element has automatic and antiarmor weapons and light mortars.

STANDARD: The OPFOR element attempts to disrupt the enemy's efforts to establish vehicle fighting positions. 1. Locates the defensive area. 2. Surprises the main body. 3. Penetrates the defensive area with squad-size probes. 4. Inflicts casualties on the unit. 5. Destroys vehicles. 6. Disrupts the unit's preparations (prevents or delays beyond the unit's allotted time).

TASK: Disrupt an Engineer Reconnaissance (5-OPFOR-0022)

CONDITION: The enemy is conducting an engineer reconnaissance. The opposing forces (OPFOR) element is positioned along the enemy's route.

STANDARD: The OPFOR element disrupts an engineer reconnaissance. 1. Prevents the unit from meeting its specified time schedule. 2. Forces the unit to deviate from its specified route. 3. Prevents the unit from accomplishing its assigned engineer reconnaissance. 4. Surprises the unit conducting the reconnaissance.

TASK: Defend a Minefield (5-OPFOR-0023)

CONDITION: The enemy is conducting a minefield sweeping operation. The opposing forces (OPFOR) element has a minefield placed in the enemy's path. The minefield is under constant observation and fire.

STANDARD: The OPFOR element defends a minefield against an enemy element conducting a minefield sweeping operation. 1. Prevents the unit from detecting the obstacle. 2. Disrupts the minefield sweeping operation. 3. Prevents the unit from conducting the minefield sweeping operation, prevents the unit from moving all personnel through the breach or delays the completion of the minefield sweeping operation for more than 45 minutes.

TASK: Conduct Terrorist and Saboteur Attacks (5-OPFOR-0005)

CONDITION: The opposing forces (OPFOR) element dispatches small teams into the enemy's rear area to disrupt combat service support (CSS) operations.

STANDARD: The enemy sustains disrupted command and control (C2), destroyed equipment and supplies, and light casualties. 1. Locates rear support bases and C2 facilities. 2. Delays and disrupts CSS operations through probes. 3. Infiltrates CSS bases to conduct sabotage and terrorist activities. 4. Inflicts light casualties. 5. Destroys supplies and equipment.

TASK: Conduct Sniper Operations (5-OPFOR-0006)

CONDITION: The opposing forces (OPFOR) element has assigned snipers (regular or irregular elements) in the enemy's rear area along the main supply route (MSR) and near support sites.

STANDARD: The OPFOR element kills or wounds targets. 1. Sets up a well-concealed location. 2. Engages vehicle drivers or personnel on foot with short bursts of semiautomatic fire. 3. Kills or wounds selected targets. 4. Prevents the position from being discovered by enemy forces. 5. Evacuates the area without being spotted. 6. Reports all specified priority intelligence requirements (PIR) and other intelligence requirements to the OPFOR headquarters (HQ).

TASK: Maintain Contact (5-OPFOR-0003)

CONDITION: The opposing forces (OPFOR) element is engaged with enemy base defense forces. The enemy forces are withdrawing under pressure.

STANDARD: The OPFOR element maintains enemy contact while the enemy withdraws. 1. Engages the enemy forces decisively. 2. Advances the OPFOR as the enemy forces withdraw. 3. Inflicts heavy casualties. 4. Captures the members of the enemy force. 5. Captures documents and equipment. 6. Safeguards captured documents, equipment, and personnel.

TASK: Conduct an Ambush (5-OPFOR-0007)

CONDITION: The enemy is moving in a convoy. The opposing forces (OPFOR) element is positioned along the enemy's route.

STANDARD: The OPFOR element inflicts casualties on the enemy and causes vehicle and equipment damage. 1. Prepares an ambush site before the element arrives. 2. Surprises march element forces. 3. Inflicts heavy casualties within the designated kill zone. 4. Inflicts heavy damage to vehicles and equipment within the designated kill zone. 5. Delays the march element from reaching a specified destination for a specified period of time. 6. Withdraws on order. 7. Sustains no casualties. 8. Reports actions to superiors.

TASK: Disrupt a Net Control Station (NCS) (5-OPFOR-0019)

CONDITION: The enemy has established a NCS. The opposing forces (OPFOR) element has radio and jamming equipment.

STANDARD: The OPFOR element attempts to disrupt an NCS. 1. Attempts to locate the radio frequency that the unit is operating on. 2. Attempts to enter the radio net. 3. Attempts to issue "bogus" orders to a unit on the net. 4. Jams the radio frequency and forces the unit to go to an alternate frequency.

TASK: Disrupt Defensive Preparations (5-OPFOR-0018)

CONDITION: The opposing forces (OPFOR) element has located the enemy. Priority intelligence requirements (PIR) and other intelligence requirements obtained by OPFOR patrols indicate that the enemy elements are establishing defensive positions. The OPFOR element has automatic and antiarmor weapons and light mortars.

STANDARD: The OPFOR element disrupts and delays the enemy's defensive preparations. 1. Locates and penetrates the enemy's security system. 2. Forces the enemy to delay defensive preparations. 3. Disrupts the enemy's obstacle preparations.

TASK: Disrupt Enemy Movement and Operations Using Tactical Nuclear Weapons (5-OPFOR-0016)

CONDITION: The opposing forces (OPFOR) element has located the enemy. Priority intelligence requirements (PIR) and other intelligence requirements have been obtained by OPFOR patrols. Tactical nuclear weapons are employed against key locations in the rear area.

STANDARD: The OPFOR element disrupts enemy movement and operations. 1. Disrupts or delays the movement of the enemy's equipment and supplies to the forward areas. 2. Destroys enemy equipment and supplies. 3. Inflicts a high rate of nuclear casualties among the enemy forces. 4. Denies the enemy the use of specified areas. 5. Contaminates the enemy's equipment and supplies.

TASK: Disrupt Quartering Party Operations (5-OPFOR-0017)

CONDITION: The enemy is conducting quartering party operations. It has established an assembly area (AA) but has not moved in the main body.

STANDARD: The opposing forces (OPFOR) element attempts to disrupt quartering party operations and infiltrates the enemy's AA. 1. Locates the quartering party and the AA. 2. Surprises the main body. 3. Penetrates the AA with squad-size probes. 4. Inflicts personnel casualties and vehicle damage. 5. Disrupts the unit's preparations (prevents or delays beyond the unit's allotted time).

TASK: Disrupt Enemy Movement and Operations Using Persistent and Nonpersistent Chemical Weapons (5-OPFOR-0015)

CONDITION: The opposing forces (OPFOR) element has located the enemy. Priority intelligence requirements (PIR) and other intelligence requirements have been obtained by OPFOR patrols. The OPFOR units deliver chemical agents, by means of conventional artillery weapons or aircraft, along selected supply routes and key bases in the rear area.

STANDARD: The OPFOR element disrupts enemy movement and operations using persistent and nonpersistent chemical weapons. 1. Delivers chemical agents in low and densely wooded areas. 2. Delays the movement of enemy supplies and equipment to the forward areas. 3. Restricts the movement of the enemy units in the rear area. 4. Channels the movement of enemy units into predesignated ambush areas. 5. Contaminates enemy supplies and equipment. 6. Inflicts a high rate of casualties on enemy forces.

TASK: Disrupt Movement (5-OPFOR-0014)

CONDITION: The enemy is expected to move through the opposing forces (OPFOR) element's area of operations. The OPFOR element has received an operation order (OPORD) or fragmentary order (FRAGO) to disrupt enemy movement. The enemy has the capability to defend with direct fire and antiarmor weapons.

STANDARD: The OPFOR element delays enemy movement. 1. Delays the element. 2. Forces the element to deviate from its route. 3. Prevents the element from reaching its destination. 4. Surprises the element's main body.

TASK: Counter Passage of Lines (5-OPFOR-0012)

CONDITION: Enemy forces are in defensive positions, but they are expected to attempt passage-of-lines operations. The opposing forces (OPFOR) received orders to disrupt enemy passage-of-lines operations.

STANDARD: The OPFOR element delays or prevents enemy passage of lines. 1. Delays the passage. 2. Prevents the company from moving all personnel through the stationary unit. 3. Engages the main body of either the moving or the stationary unit.

TASK: Disrupt Assembly Area (AA) Activities (5-OPFOR-0013)

CONDITION: Intelligence reports indicate that platoon- and company-size enemy units are operating in the opposing forces (OPFOR) area of operations. Enemy units can defend from AAs with direct fire, antiarmor weapons, and indirect fire. The enemy has close air support (CAS) and nuclear, biological, and chemical (NBC) capabilities.

STANDARD: The OPFOR element locates and disrupts the enemy's AA activities. 1. Locates the element's AA. 2. Probes the AA with squad- or team-size elements. 3. Inflicts more than 5 percent casualties on the element. 4. Disrupts the element's preparations (prevents or delays beyond the element's allotted time).

TASK: Attack (5-OPFOR-0001)

CONDITION: The opposing forces (OPFOR) element has located the enemy. The priority intelligence requirements (PIR) and other intelligence requirements have been obtained by OPFOR patrols. The OPFOR element has automatic and antiarmor weapons and light mortars.

STANDARD: The OPFOR element attempts to seize the terrain, vehicles, or equipment. 1. Develops an attack plan. 2. Surprises the enemy unit's main body. 3. Initiates the attack using a scheme of maneuver that exploits the enemy's flanks, gaps, and weaknesses. 4. Uses covered and concealed routes to approach the enemy forces' flanks, gaps, or weakly held areas. 5. Employs indirect fire to support the attack. 6. Penetrates enemy defenses. 7. Destroys equipment and supplies. 8. Inflicts heavy casualties. 9. Isolates the combat service support (CSS) base by blocking reinforcements. 10. Forces enemy units to displace. 11. Avoids being fixed in one position. 12. Withdraws before the CSS base is reinforced with tactical combat forces.

TASK: Conduct Air Attacks (5-OPFOR-0002)

CONDITION: The opposing forces (OPFOR) element in the rear area has forwarded the positions of the enemy support sites or the locations of moving elements. The OPFOR aircraft have been dispatched to attack enemy installations or convoys.

STANDARD: The OPFOR element attempts to delay, disrupt, or damage the enemy targets by air. 1. Locates the target (support sites or convoys). 2. Makes attack runs on the designated targets. 3. Inflicts heavy damage to the selected target. 4. Sustains no loss of aircraft. 5. Delays moving the force for more than one hour.

ELEMENTS: Section
 Command Section
 Headquarters Detachment
 S1 Section
 S4 Section

TASK: Conduct Deployment Operations (05-1-1026)
 (FM 55-65)

ITERATION: 1 2 3 4 5 (Circle)

COMMANDER/LEADER ASSESSMENT: T P U (Circle)

CONDITIONS: The unit is directed to report to a port of embarkation (POE). This task should not be trained in MOPPA4.

TASK STANDARDS: The battalion deploys all unit personnel, equipment, and basic loads by the required modes of transportation (road, rail, air, or sea) to its destination by the time specified in the operation order (OPORD).

TASK STEPS AND PERFORMANCE MEASURES	GO	NO-GO
<ol style="list-style-type: none"> 1. The battalion staff develops and maintains strategic movement plans and the standing operating procedure (SOP). <ol style="list-style-type: none"> a. Developed and maintained contingency operations for all modes of transportation. b. Developed individual load plans for aircraft, rail cars, and vehicles based on the unit's table(s) of organization and equipment (TOE). c. Prepared a unit movement plan that identified administrative personnel processing, security, logistics, and coordination requirements for implementation. d. Developed procedures for detailed personnel processing, censorship, and security. e. Coordinated with the installation and transportation activities to ensure the availability of securing materials required for each move. 2. The battalion initiates the unit plan. <ol style="list-style-type: none"> a. Initiated recall procedures. All unit personnel were accounted for no later than the time specified in the SOP. b. Established security of the unit area. Concealed unit markings on all equipment and personnel, restricted personnel to the unit area, implemented a censorship plan, and restricted access to the unit area. c. Established communications to higher and subordinate units. d. Reported personnel, logistics, and maintenance status to higher headquarters. Reports were 100 percent correct. 3. The battalion staff performs unit movement staff functions. <ol style="list-style-type: none"> a. The Operations and Training Officer (US Army) (S3) received and disseminated the operations concept to the battalion staff and subunit leaders. b. The Supply Officer (US Army) (S4) ensured that companies identified and corrected shortcomings in equipment (to include personal equipment), supplies, common table of allowances (CTA)/50, and basic loads. c. The S3/S4 ensured that equipment loads were packed according to vehicle load plans. 		

TASK STEPS AND PERFORMANCE MEASURES	GO	NO-GO
<p>d. The S3/S4 packaged and marked the load with Department of Defense (DD) Form 1387-2.</p> <p>e. The S3/S4 submitted requests to the movement control center (MCC) and/or installation transportation officer (ITO) for convoy and special hauling permits and additional hauls as required.</p> <p>4. The unit conducts readiness actions outlined in the unit SOP.</p> <p>a. Secured the unit area.</p> <p>b. Loaded and secured ammunition.</p> <p>c. Processed replacement personnel.</p> <p>d. Secured privately owned vehicles (POV).</p> <p>e. Inventoried and secured personal property.</p> <p>f. Conducted communications and electronics checks.</p> <p>g. Updated dependent affairs, such as enrollment in the Defense Enrollment Eligibility Reporting System (DEERS) and the service member's pay.</p> <p>5. The subordinate elements prepare for movement.</p> <p>a. Ensured equipment was packed and loaded according to load plans.</p> <p>b. Determined the center of balance that was indicated on each item prepared for air movement.</p> <p>c. Prepared and reduced all vehicles to the configuration required by the mode of transportation being used.</p> <p>d. Assembled unit personnel at designated staging areas. The ITO and the transportation movements office(r) (TMO) supervised the equipment inspections.</p> <p>e. Unit load teams accomplished loading according to approved load plans.</p> <p>6. The battalion staff inspects subordinate units. Items include--</p> <p>a. CTA 50-900, unit equipment, and personnel clothing.</p> <p>b. Vehicle maintenance, ensuring that they meet deployment standards.</p> <p>c. Weapons issue and accountability.</p> <p>d. Mess equipment, if available.</p> <p>e. Basic load for compliance with load plans.</p> <p>7. The battalion deploys by convoy to the railhead, POE, and/or airhead, as required.</p> <p>8. The battalion performs preembarkation operations at the departure airfield.</p> <p>a. The S3 established liaison with the departure airfield control group (DACG).</p> <p>b. The S4 ensured that shoring material was available and readily accessible.</p> <p>c. The S3 ensured that chalk commanders were appointed and briefed by the DACG.</p> <p>d. The S3 ensured that prepared passenger equipment manifests were given to the DACG.</p> <p>e. The S3 ensured that each chalk responded to all call-forward orders and directed issue by the DACG before release to the airlift control element (ALCE).</p> <p>f. The S4/ALCE ensured that shoring, floor protection material, and 463L pallet dunnage were available and ready for use, when required.</p> <p>g. The S3 ensured that chalk integrity was maintained and chalks were properly loaded.</p> <p>h. The companies assembled vehicles, personnel, and equipment into chalks according to the unit readiness SOP.</p> <p>i. The companies performed final preparation of vehicles and equipment for loading.</p> <p>j. The companies maintained unit integrity and security.</p>		

TASK STEPS AND PERFORMANCE MEASURES	GO	NO-GO
<p>k. The chalk commander secured two copies of the final passenger and equipment manifest, one for himself and one according to ALCE instructions.</p> <p>9. The battalion deploys by rail to the POE.</p> <ul style="list-style-type: none"> a. The S3/S4 ensured the availability of blocking and bracing material. b. The S3 assembled troops, vehicles, and equipment at the designated railhead staging area. The S3 prepared and processed for the movement according to instructions contained in applicable publications, the unit SOP, and higher headquarters directives. c. The S3 inspected loading, blocking, and bracing of vehicles and equipment by unit personnel. The ITO/TMO checked cargo documentation. d. The battalion accomplished tie-down procedures according to applicable technical manuals (TMs) for each type of equipment. e. The unit, ITO, and railroad representatives performed joint inspections of loaded equipment before release of movement. <p>10. The battalion deploys by sea.</p> <ul style="list-style-type: none"> a. The S3 coordinated with the MCC for equipment operators and maintenance personnel for the port support activity. b. The MCC inspected the chalked equipment and stencils or marked the ship manifest before loading. c. The S3/S4 obtained the estimated date of arrival at the POE from the MCC ship manifest. 		

TASK PERFORMANCE / EVALUATION SUMMARY BLOCK							
ITERATION	1	2	3	4	5		TOTAL
TOTAL TASK STEPS EVALUATED							
TOTAL TASK STEPS "GO"							
TRAINING STATUS "GO"/"NO-GO"							

"*" indicates a leader task step.

SUPPORTING INDIVIDUAL TASKS: NONE

SUPPORTING COLLECTIVE TASKS: NONE

OPFOR TASKS AND STANDARDS

TASK: Disrupt Movement (5-OPFOR-0014)

CONDITION: The enemy is expected to move through the opposing forces (OPFOR) element's area of operations. The OPFOR element has received an operation order (OPORD) or fragmentary order (FRAGO) to disrupt enemy movement. The enemy has the capability to defend with direct fire and antiarmor weapons.

STANDARD: The OPFOR element delays enemy movement. 1. Delays the element. 2. Forces the element to deviate from its route. 3. Prevents the element from reaching its destination. 4. Surprises the element's main body.

TASK: Counter Passage of Lines (5-OPFOR-0012)

CONDITION: Enemy forces are in defensive positions, but they are expected to attempt passage-of-lines operations. The opposing forces (OPFOR) received orders to disrupt enemy passage-of-lines operations.

STANDARD: The OPFOR element delays or prevents enemy passage of lines. 1. Delays the passage. 2. Prevents the company from moving all personnel through the stationary unit. 3. Engages the main body of either the moving or the stationary unit.

TASK: Disrupt Assembly Area (AA) Activities (5-OPFOR-0013)

CONDITION: Intelligence reports indicate that platoon- and company-size enemy units are operating in the opposing forces (OPFOR) area of operations. Enemy units can defend from AAs with direct fire, antiarmor weapons, and indirect fire. The enemy has close air support (CAS) and nuclear, biological, and chemical (NBC) capabilities.

STANDARD: The OPFOR element locates and disrupts the enemy's AA activities. 1. Locates the element's AA. 2. Probes the AA with squad- or team-size elements. 3. Inflicts more than 5 percent casualties on the element. 4. Disrupts the element's preparations (prevents or delays beyond the element's allotted time).

TASK: Disrupt Defensive Preparations (5-OPFOR-0018)

CONDITION: The opposing forces (OPFOR) element has located the enemy. Priority intelligence requirements (PIR) and other intelligence requirements obtained by OPFOR patrols indicate that the enemy elements are establishing defensive positions. The OPFOR element has automatic and antiarmor weapons and light mortars.

STANDARD: The OPFOR element disrupts and delays the enemy's defensive preparations. 1. Locates and penetrates the enemy's security system. 2. Forces the enemy to delay defensive preparations. 3. Disrupts the enemy's obstacle preparations.

TASK: Defeat Obstacles (5-OPFOR-0009)

CONDITION: The opposing forces (OPFOR) element encounters an obstacle that blocks the avenue of approach as it advances upon the enemy forces.

STANDARD: The OPFOR element bypasses or breaches the enemy obstacle. 1. Detects the obstacle before halting its main body. 2. Defeats the obstacle. a. Bypasses the obstacle without entering the engagement areas. b. Breaches the obstacle within 45 minutes and passes its entire force through the obstacle. 3. Does not incur degradation to the point that the mission must be discontinued.

TASK: Conduct an Attack (5-OPFOR-0008)

CONDITION: The enemy is conducting tactical operations. The opposing forces (OPFOR) element receives orders to attack the enemy, the area of occupation, or the main supply route (MSR) with smoke.

STANDARD: The OPFOR element disrupts the enemy's movement and smoke operations. 1. Determines the delivery method of the smoke attack. 2. Locates the target. 3. Delivers the smoke attack downwind. 4. Attacks the enemy with smoke, and surge attacks when the enemy responds to the smoke.

TASK: Disrupt a Route Reconnaissance (5-OPFOR-0021)

CONDITION: The enemy is conducting a route reconnaissance. The opposing forces (OPFOR) element is positioned along the enemy's route.

STANDARD: The OPFOR element attempts to disrupt a squad/section conducting a route reconnaissance. 1. Prevents the unit from meeting its specified time schedule. 2. Forces the unit to deviate from its specified route. 3. Prevents the unit from reaching its assigned destination. 4. Surprises the squad/section. 5. Inflicts casualties on the unit.

TASK: Conduct Terrorist and Saboteur Attacks (5-OPFOR-0005)

CONDITION: The opposing forces (OPFOR) element dispatches small teams into the enemy's rear area to disrupt combat service support (CSS) operations.

STANDARD: The enemy sustains disrupted command and control (C2), destroyed equipment and supplies, and light casualties. 1. Locates rear support bases and C2 facilities. 2. Delays and disrupts CSS operations through probes. 3. Infiltrates CSS bases to conduct sabotage and terrorist activities. 4. Inflicts light casualties. 5. Destroys supplies and equipment.

TASK: Disrupt a Net Control Station (NCS) (5-OPFOR-0019)

CONDITION: The enemy has established a NCS. The opposing forces (OPFOR) element has radio and jamming equipment.

STANDARD: The OPFOR element attempts to disrupt an NCS. 1. Attempts to locate the radio frequency that the unit is operating on. 2. Attempts to enter the radio net. 3. Attempts to issue "bogus" orders to a unit on the net. 4. Jams the radio frequency and forces the unit to go to an alternate frequency.

TASK: Disrupt Construction of Vehicle Fighting Positions (5-OPFOR-0020)

CONDITION: The opposing forces (OPFOR) element has located the enemy. The priority intelligence requirements (PIR) and other intelligence obtained by OPFOR patrols indicate the enemy is constructing vehicle fighting positions within its defensive area. The OPFOR element has automatic and antiarmor weapons and light mortars.

STANDARD: The OPFOR element attempts to disrupt the enemy's efforts to establish vehicle fighting positions. 1. Locates the defensive area. 2. Surprises the main body. 3. Penetrates the defensive area with squad-size probes. 4. Inflicts casualties on the unit. 5. Destroys vehicles. 6. Disrupts the unit's preparations (prevents or delays beyond the unit's allotted time).

TASK: Conduct an Aerial Reconnaissance (5-OPFOR-0010)

CONDITION: The opposing forces (OPFOR) headquarters (HQ) element requires intelligence on the locations and identification of enemy elements. An aircraft is dispatched to take photographs and make a visual inspection of the enemy rear area.

STANDARD: The OPFOR element gathers photograph intelligence of the enemy. 1. Photographs the assigned sectors. 2. Makes quick visual checks where the ceiling is low. 3. Locates enemy positions in the area, particularly support and storage bases, and command and control (C2) facilities. 4. Sustains no loss of aircraft. 5. Reports priority intelligence requirements (PIR) and other information requirements to the OPFOR HQ.

TASK: Conduct an Ambush (5-OPFOR-0007)

CONDITION: The enemy is moving in a convoy. The opposing forces (OPFOR) element is positioned along the enemy's route.

STANDARD: The OPFOR element inflicts casualties on the enemy and causes vehicle and equipment damage. 1. Prepares an ambush site before the element arrives. 2. Surprises march element forces. 3. Inflicts heavy casualties within the designated kill zone. 4. Inflicts heavy damage to vehicles and equipment within the designated kill zone. 5. Delays the march element from reaching a specified destination for a specified period of time. 6. Withdraws on order. 7. Sustains no casualties. 8. Reports actions to superiors.

TASK: Disrupt Quartering Party Operations (5-OPFOR-0017)

CONDITION: The enemy is conducting quartering party operations. It has established an assembly area (AA) but has not moved in the main body.

STANDARD: The opposing forces (OPFOR) element attempts to disrupt quartering party operations and infiltrate the enemy's AA. 1. Locates the quartering party and the AA. 2. Surprises the main body. 3. Penetrates the AA with squad-size probes. 4. Inflicts personnel casualties and vehicle damage. 5. Disrupts the unit's preparations (prevents or delays beyond the unit's allotted time).

TASK: Disrupt Enemy Movement and Operations Using Tactical Nuclear Weapons (5-OPFOR-0016)

CONDITION: The opposing forces (OPFOR) element has located the enemy. Priority intelligence requirements (PIR) and other intelligence requirements have been obtained by OPFOR patrols. Tactical nuclear weapons are employed against key locations in the rear area.

STANDARD: The OPFOR element disrupts enemy movement and operations. 1. Disrupts or delays the movement of the enemy's equipment and supplies to the forward areas. 2. Destroys enemy equipment and supplies. 3. Inflicts a high rate of nuclear casualties among the enemy forces. 4. Denies the enemy the use of specified areas. 5. Contaminates the enemy's equipment and supplies.

TASK: Disrupt Enemy Movement and Operations Using Persistent and Nonpersistent Chemical Weapons (5-OPFOR-0015)

CONDITION: The opposing forces (OPFOR) element has located the enemy. Priority intelligence requirements (PIR) and other intelligence requirements have been obtained by OPFOR patrols. The OPFOR units deliver chemical agents, by means of conventional artillery weapons or aircraft, along selected supply routes and key bases in the rear area.

STANDARD: The OPFOR element disrupts enemy movement and operations using persistent and nonpersistent chemical weapons. 1. Delivers chemical agents in low and densely wooded areas. 2. Delays the movement of enemy supplies and equipment to the forward areas. 3. Restricts the movement of the enemy units in the rear area. 4. Channels the movement of enemy units into predesignated ambush areas. 5. Contaminates enemy supplies and equipment. 6. Inflicts a high rate of casualties on enemy forces.

TASK: Conduct a Raid (5-OPFOR-0004)

CONDITION: The opposing forces (OPFOR) element has occupied an objective rally point and has orders to conduct a raid on a combat service support (CSS) base.

STANDARD: The OPFOR element infiltrates the enemy's base and destroys all of the targets. 1. Surprises the enemy forces. 2. Assaults the support base and accomplishes the assigned tasks. 3. Destroys the specified equipment and supplies. 4. Avoids being decisively engaged. 5. Withdraws all personnel from the objective areas within the time prescribed. 6. Obtains all priority intelligence requirements (PIR) from the raid site. 7. Sustains only light casualties from enemy fire.

TASK: Defend a Minefield (5-OPFOR-0023)

CONDITION: The enemy is conducting a minefield sweeping operation. The opposing forces (OPFOR) element has a minefield placed in the enemy's path. The minefield is under constant observation and fire.

STANDARD: The OPFOR element defends a minefield against an enemy element conducting a minefield sweeping operation. 1. Prevents the unit from detecting the obstacle. 2. Disrupts the minefield sweeping operation. 3. Prevents the unit from conducting the minefield sweeping operation, prevents the unit from moving all personnel through the breach or delays the completion of the minefield sweeping operation for more than 45 minutes.

TASK: Conduct Air Attacks (5-OPFOR-0002)

CONDITION: The opposing forces (OPFOR) element in the rear area has forwarded the positions of the enemy support sites or the locations of moving elements. The OPFOR aircraft have been dispatched to attack enemy installations or convoys.

STANDARD: The OPFOR element attempts to delay, disrupt, or damage the enemy targets by air. 1. Locates the target (support sites or convoys). 2. Makes attack runs on the designated targets. 3. Inflicts heavy damage to the selected target. 4. Sustains no loss of aircraft. 5. Delays moving the force for more than one hour.

TASK: Surrender to the Capturing Unit on the Battlefield (5-OPFOR-0024)

CONDITION: The enemy has captured the opposing forces (OPFOR) element's soldiers, documents, and equipment sensitive to the OPFOR tactical operations.

STANDARD: The OPFOR soldiers retain or destroy documents and equipment. The OPFOR element surrenders documents and equipment of no tactical use to the enemy and attempts to conceal or destroy items of tactical value. The OPFOR element attempts escape and evasion. 1. Prevents the successful capture of documents and equipment. 2. Destroys documents and equipment. 3. Removes identifying markings from equipment. 4. Removes unit-identifying insignia. 5. Provides misleading information. 6. Plans an escape. 7. Delays movement to the nearest collection point. 8. Prevents safeguarding of enemy prisoners of war (EPWs) in order to cause embarrassment to the United States (US).

TASK: Attack (5-OPFOR-0001)

CONDITION: The opposing forces (OPFOR) element has located the enemy. The priority intelligence requirements (PIR) and other intelligence requirements have been obtained by OPFOR patrols. The OPFOR element has automatic and antiarmor weapons and light mortars.

STANDARD: The OPFOR element attempts to seize the terrain, vehicles, or equipment. 1. Develops an attack plan. 2. Surprises the enemy unit's main body. 3. Initiates the attack using a scheme of maneuver that exploits the enemy's flanks, gaps, and weaknesses. 4. Uses covered and concealed routes to approach the enemy forces' flanks, gaps, or weakly held areas. 5. Employs indirect fire to support the attack. 6. Penetrates enemy defenses. 7. Destroys equipment and supplies. 8. Inflicts heavy casualties. 9. Isolates the combat service support (CSS) base by blocking reinforcements. 10. Forces enemy units to displace. 11. Avoids being fixed in one position. 12. Withdraws before the CSS base is reinforced with tactical combat forces.

TASK: Conduct Sniper Operations (5-OPFOR-0006)

CONDITION: The opposing forces (OPFOR) element has assigned snipers (regular or irregular elements) in the enemy's rear area along the main supply route (MSR) and near support sites.

STANDARD: The OPFOR element kills or wounds targets. 1. Sets up a well-concealed location. 2. Engages vehicle drivers or personnel on foot with short bursts of semiautomatic fire. 3. Kills or wounds selected targets. 4. Prevents the position from being discovered by enemy forces. 5. Evacuates the area without being spotted. 6. Reports all specified priority intelligence requirements (PIR) and other intelligence requirements to the OPFOR headquarters (HQ).

TASK: Maintain Contact (5-OPFOR-0003)

CONDITION: The opposing forces (OPFOR) element is engaged with enemy base defense forces. The enemy forces are withdrawing under pressure.

STANDARD: The OPFOR element maintains enemy contact while the enemy withdraws. 1. Engages the enemy forces decisively. 2. Advances the OPFOR as the enemy forces withdraw. 3. Inflicts heavy casualties. 4. Captures the members of the enemy force. 5. Captures documents and equipment. 6. Safeguards captured documents, equipment, and personnel.

TASK: Disrupt an Engineer Reconnaissance (5-OPFOR-0022)

CONDITION: The enemy is conducting an engineer reconnaissance. The opposing forces (OPFOR) element is positioned along the enemy's route.

STANDARD: The OPFOR element disrupts an engineer reconnaissance. 1. Prevents the unit from meeting its specified time schedule. 2. Forces the unit to deviate from its specified route. 3. Prevents the unit from accomplishing its assigned engineer reconnaissance. 4. Surprises the unit conducting the reconnaissance.

ELEMENTS: S2 and S3 Section
S4 Section

TASK: Conduct Quartering Party Operations (05-2-0908)
(FM 71-1) (FM 101-5) (FM 20-32)
(FM 5-10) (FM 5-170) (FM 5-34)

ITERATION: 1M 2M 3M 4M 5M (Circle)

COMMANDER/LEADER ASSESSMENT: T P U (Circle)

CONDITIONS: A unit is directed to move to a new location and establish an assembly area (AA). Digital units have performed functionality checks, and systems are operational. This task is always performed in MOPP4.

TASK STANDARDS: The quartering party departs ahead of the unit's main body and completes all tasks in the new AA before the main body arrives. The unit moves all personnel and equipment to the assigned position within the time specified in the operation order (OPORD). Digital units send and receive reports using frequency-modulated (FM) or digital means. The time required to perform this task is increased when conducting it in mission-oriented protection posture (MOPP) 4.

TASK STEPS AND PERFORMANCE MEASURES	GO	NO-GO
<p>* 1. The element leader organizes the quartering party.</p> <ul style="list-style-type: none"> a. Selected a noncommissioned officer in charge (NCOIC). b. Selected a security element or coordinated for security to be provided by the supported maneuver unit. c. Selected subordinate-element representatives according to the unit's standing operating procedure (SOP). d. Organized a nuclear, biological, and chemical (NBC) reconnaissance party from the NCOIC, the security element, and the subordinate-element representatives to satisfy the threat conditions. e. Conducted troop-leading procedures. f. Conducted precombat checks (PCCs) and precombat inspections (PCIs). g. Reviewed the unit's SOP and tactical standing operating procedure (TACSOP). h. Conducted risk management and safety briefings according to the unit's SOP or TACSOP. <p>2. The quartering party conducts rehearsals on minesweeping operations, actions on contact for the security teams, and movement guide procedures. NOTE: Conduct a rehearsal using one of the following rehearsal types: the confirmation brief, the back brief, the combined-arms rehearsal, the battle drill, or the SOP rehearsal (for additional information, see Field Manual [FM] 101-5).</p> <p>* 3. The quartering party leader conducts a map reconnaissance, identifying the start point (SP), potential ambush sites, checkpoints (CPs), rest stops, and the AA. NOTE: The route used by the quartering party can be the same as the route used by the unit's main body, as long as security is maintained along the route. If security is not maintained, the main body should conduct a route clearance to the new AA.</p> <p>4. The quartering party prepares the vehicles for the convoy.</p> <ul style="list-style-type: none"> a. Performed preventive-maintenance checks and services (PMCS) on vehicles and equipment. b. Loaded vehicles according to the load plan. 		

TASK STEPS AND PERFORMANCE MEASURES	GO	NO-GO
<p>c. Prepared the troop-carrying vehicles for combat survivability by covering the floors with a double layer of sandbags.</p> <p>d. Maintained a guard force to prevent theft and sabotage.</p> <p>* 5. The quartering party leader briefs the convoy personnel.</p> <p>a. Briefed the convoy route, to include the medical- and maintenance-support locations and the destination.</p> <p>b. Provided a strip map to each vehicle commander (or driver).</p> <p>NOTE: Digital units input routes and checkpoints into the Force XXI Battle Command Brigade and Below (FBCB2) System by using the overlay message and/or the long format message according to the unit's TACSOP.</p> <p>c. Briefed the prescribed march rate, the catch-up speed, and the distance between the vehicles.</p> <p>d. Briefed accident and breakdown procedures.</p> <p>e. Briefed limited-visibility movement procedures.</p> <p>f. Briefed the chain of command and the radio frequency.</p> <p>6. The quartering party relocates to the new AA.</p> <p>a. Traveled separately from, and ahead of, the main body.</p> <p>b. Reported the route limitations and other specified command interest items to the next higher element.</p> <p>7. The quartering party reconnoiters the area and notifies the commander of the conditions.</p> <p>NOTE: Digital units update the enemy locations, mined areas, and NBC contaminated areas on the FBCB2 System to update the situational awareness (SA) and common operational picture (COP).</p> <p>a. Reported the position of enemy forces.</p> <p>b. Located the areas containing mines, booby traps, and NBC contamination.</p> <p>c. Evaluated terrain conditions, to include trafficability, cover and concealment, and the availability of adequate routes into and out of the AA.</p> <p>d. Evaluated the communication system required for the AA.</p> <p>* 8. The quartering party leader notifies the commander of the condition of the area.</p> <p>a. Received orders and prepared the area for the main body (satisfactory conditions).</p> <p>b. Requested additional instructions from the next higher commander and moved to the alternate AA or found another location and repeated Subtask 7 (unsatisfactory conditions).</p> <p>9. The quartering party prepares the area to receive the main body.</p> <p>a. Secured the area.</p> <p>b. Marked or removed any obstacles and mines.</p> <p>c. Organized the area, divided it into sectors for each unit, and selected locations for the command post.</p> <p>d. Improved and marked the entrances, exits, and internal routes.</p> <p>e. Marked vehicle positions.</p> <p>10. Each element representative from the quartering party guides his element, without delay, from the release point (RP) to that element's sector of the AA (mounted, if possible).</p>		

TASK PERFORMANCE / EVALUATION SUMMARY BLOCK							
ITERATION	1M	2M	3M	4M	5M		TOTAL
TOTAL TASK STEPS EVALUATED							
TOTAL TASK STEPS "GO"							
TRAINING STATUS "GO"/"NO-GO"							

"*" indicates a leader task step.

SUPPORTING INDIVIDUAL TASKS: NONE

SUPPORTING COLLECTIVE TASKS

Task Number	Task Title
03-2-3008.05-T01A	Conduct a Radiological, Chemical, or Biological Reconnaissance or Survey
03-2-C312.05-T01A	Conduct Thorough Decontamination Operations
03-3-C201.05-T01A	Prepare for Operations under Nuclear, Biological, and Chemical (NBC) Conditions
05-2-0911	Defend a Convoy Against a Ground Attack
05-3-0118	Conduct Minesweeping Operations
07-2-1301.05-T01A	Conduct a Convoy

OPFOR TASKS AND STANDARDS

TASK: Disrupt a Route Reconnaissance (5-OPFOR-0021)

CONDITION: The enemy is conducting a route reconnaissance. The opposing forces (OPFOR) element is positioned along the enemy's route.

STANDARD: The OPFOR element attempts to disrupt a squad/section conducting a route reconnaissance. 1. Prevents the unit from meeting its specified time schedule. 2. Forces the unit to deviate from its specified route. 3. Prevents the unit from reaching its assigned destination. 4. Surprises the squad/section. 5. Inflicts casualties on the unit.

TASK: Disrupt a Net Control Station (NCS) (5-OPFOR-0019)

CONDITION: The enemy has established a NCS. The opposing forces (OPFOR) element has radio and jamming equipment.

STANDARD: The OPFOR element attempts to disrupt an NCS. 1. Attempts to locate the radio frequency that the unit is operating on. 2. Attempts to enter the radio net. 3. Attempts to issue "bogus" orders to a unit on the net. 4. Jams the radio frequency and forces the unit to go to an alternate frequency.

TASK: Conduct an Ambush (5-OPFOR-0007)

CONDITION: The enemy is moving in a convoy. The opposing forces (OPFOR) element is positioned along the enemy's route.

STANDARD: The OPFOR element inflicts casualties on the enemy and causes vehicle and equipment damage. 1. Prepares an ambush site before the element arrives. 2. Surprises march element forces. 3. Inflicts heavy casualties within the designated kill zone. 4. Inflicts heavy damage to vehicles and equipment within the designated kill zone. 5. Delays the march element from reaching a specified destination for a specified period of time. 6. Withdraws on order. 7. Sustains no casualties. 8. Reports actions to superiors.

TASK: Disrupt Assembly Area (AA) Activities (5-OPFOR-0013)

CONDITION: Intelligence reports indicate that platoon- and company-size enemy units are operating in the opposing forces (OPFOR) area of operations. Enemy units can defend from AAs with direct fire, antiarmor weapons, and indirect fire. The enemy has close air support (CAS) and nuclear, biological, and chemical (NBC) capabilities.

STANDARD: The OPFOR element locates and disrupts the enemy's AA activities. 1. Locates the element's AA. 2. Probes the AA with squad- or team-size elements. 3. Inflicts more than 5 percent casualties on the element. 4. Disrupts the element's preparations (prevents or delays beyond the element's allotted time).

TASK: Disrupt Quartering Party Operations (5-OPFOR-0017)

CONDITION: The enemy is conducting quartering party operations. It has established an assembly area (AA) but has not moved in the main body.

STANDARD: The opposing forces (OPFOR) element attempts to disrupt quartering party operations and infiltrate the enemy's AA. 1. Locates the quartering party and the AA. 2. Surprises the main body. 3. Penetrates the AA with squad-size probes. 4. Inflicts personnel casualties and vehicle damage. 5. Disrupts the unit's preparations (prevents or delays beyond the unit's allotted time).

TASK: Disrupt Construction of Vehicle Fighting Positions (5-OPFOR-0020)

CONDITION: The opposing forces (OPFOR) element has located the enemy. The priority intelligence requirements (PIR) and other intelligence obtained by OPFOR patrols indicate the enemy is constructing vehicle fighting positions within its defensive area. The OPFOR element has automatic and antiarmor weapons and light mortars.

STANDARD: The OPFOR element attempts to disrupt the enemy's efforts to establish vehicle fighting positions. 1. Locates the defensive area. 2. Surprises the main body. 3. Penetrates the defensive area with squad-size probes. 4. Inflicts casualties on the unit. 5. Destroys vehicles. 6. Disrupts the unit's preparations (prevents or delays beyond the unit's allotted time).

TASK: Defeat Obstacles (5-OPFOR-0009)

CONDITION: The opposing forces (OPFOR) element encounters an obstacle that blocks the avenue of approach as it advances upon the enemy forces.

STANDARD: The OPFOR element bypasses or breaches the enemy obstacle. 1. Detects the obstacle before halting its main body. 2. Defeats the obstacle. a. Bypasses the obstacle without entering the engagement areas. b. Breaches the obstacle within 45 minutes and passes its entire force through the obstacle. 3. Does not incur degradation to the point that the mission must be discontinued.

TASK: Conduct an Attack (5-OPFOR-0008)

CONDITION: The enemy is conducting tactical operations. The opposing forces (OPFOR) element receives orders to attack the enemy, the area of occupation, or the main supply route (MSR) with smoke.

STANDARD: The OPFOR element disrupts the enemy's movement and smoke operations. 1. Determines the delivery method of the smoke attack. 2. Locates the target. 3. Delivers the smoke attack downwind. 4. Attacks the enemy with smoke, and surge attacks when the enemy responds to the smoke.

TASK: Conduct an Aerial Reconnaissance (5-OPFOR-0010)

CONDITION: The opposing forces (OPFOR) headquarters (HQ) element requires intelligence on the locations and identification of enemy elements. An aircraft is dispatched to take photographs and make a visual inspection of the enemy rear area.

STANDARD: The OPFOR element gathers photograph intelligence of the enemy. 1. Photographs the assigned sectors. 2. Makes quick visual checks where the ceiling is low. 3. Locates enemy positions in the area, particularly support and storage bases, and command and control (C2) facilities. 4. Sustains no loss of aircraft. 5. Reports priority intelligence requirements (PIR) and other information requirements to the OPFOR HQ.

TASK: Conduct Terrorist and Saboteur Attacks (5-OPFOR-0005)

CONDITION: The opposing forces (OPFOR) element dispatches small teams into the enemy's rear area to disrupt combat service support (CSS) operations.

STANDARD: The enemy sustains disrupted command and control (C2), destroyed equipment and supplies, and light casualties. 1. Locates rear support bases and C2 facilities. 2. Delays and disrupts CSS operations through probes. 3. Infiltrates CSS bases to conduct sabotage and terrorist activities. 4. Inflicts light casualties. 5. Destroys supplies and equipment.

TASK: Disrupt Defensive Preparations (5-OPFOR-0018)

CONDITION: The opposing forces (OPFOR) element has located the enemy. Priority intelligence requirements (PIR) and other intelligence requirements obtained by OPFOR patrols indicate that the enemy elements are establishing defensive positions. The OPFOR element has automatic and antiarmor weapons and light mortars.

STANDARD: The OPFOR element disrupts and delays the enemy's defensive preparations. 1. Locates and penetrates the enemy's security system. 2. Forces the enemy to delay defensive preparations. 3. Disrupts the enemy's obstacle preparations.

TASK: Disrupt Enemy Movement and Operations Using Tactical Nuclear Weapons (5-OPFOR-0016)

CONDITION: The opposing forces (OPFOR) element has located the enemy. Priority intelligence requirements (PIR) and other intelligence requirements have been obtained by OPFOR patrols. Tactical nuclear weapons are employed against key locations in the rear area.

STANDARD: The OPFOR element disrupts enemy movement and operations. 1. Disrupts or delays the movement of the enemy's equipment and supplies to the forward areas. 2. Destroys enemy equipment and supplies. 3. Inflicts a high rate of nuclear casualties among the enemy forces. 4. Denies the enemy the use of specified areas. 5. Contaminates the enemy's equipment and supplies.

TASK: Disrupt Enemy Movement and Operations Using Persistent and Nonpersistent Chemical Weapons (5-OPFOR-0015)

CONDITION: The opposing forces (OPFOR) element has located the enemy. Priority intelligence requirements (PIR) and other intelligence requirements have been obtained by OPFOR patrols. The OPFOR units deliver chemical agents, by means of conventional artillery weapons or aircraft, along selected supply routes and key bases in the rear area.

STANDARD: The OPFOR element disrupts enemy movement and operations using persistent and nonpersistent chemical weapons. 1. Delivers chemical agents in low and densely wooded areas. 2. Delays the movement of enemy supplies and equipment to the forward areas. 3. Restricts the movement of the enemy units in the rear area. 4. Channels the movement of enemy units into predesignated ambush areas. 5. Contaminates enemy supplies and equipment. 6. Inflicts a high rate of casualties on enemy forces.

TASK: Disrupt Movement (5-OPFOR-0014)

CONDITION: The enemy is expected to move through the opposing forces (OPFOR) element's area of operations. The OPFOR element has received an operation order (OPORD) or fragmentary order (FRAGO) to disrupt enemy movement. The enemy has the capability to defend with direct fire and antiarmor weapons.

STANDARD: The OPFOR element delays enemy movement. 1. Delays the element. 2. Forces the element to deviate from its route. 3. Prevents the element from reaching its destination. 4. Surprises the element's main body.

TASK: Counter Passage of Lines (5-OPFOR-0012)

CONDITION: Enemy forces are in defensive positions, but they are expected to attempt passage-of-lines operations. The opposing forces (OPFOR) received orders to disrupt enemy passage-of-lines operations.

STANDARD: The OPFOR element delays or prevents enemy passage of lines. 1. Delays the passage. 2. Prevents the company from moving all personnel through the stationary unit. 3. Engages the main body of either the moving or the stationary unit.

TASK: Defend a Minefield (5-OPFOR-0023)

CONDITION: The enemy is conducting a minefield sweeping operation. The opposing forces (OPFOR) element has a minefield placed in the enemy's path. The minefield is under constant observation and fire.

STANDARD: The OPFOR element defends a minefield against an enemy element conducting a minefield sweeping operation. 1. Prevents the unit from detecting the obstacle. 2. Disrupts the minefield sweeping operation. 3. Prevents the unit from conducting the minefield sweeping operation, prevents the unit from moving all personnel through the breach or delays the completion of the minefield sweeping operation for more than 45 minutes.

TASK: Conduct Sniper Operations (5-OPFOR-0006)

CONDITION: The opposing forces (OPFOR) element has assigned snipers (regular or irregular elements) in the enemy's rear area along the main supply route (MSR) and near support sites.

STANDARD: The OPFOR element kills or wounds targets. 1. Sets up a well-concealed location. 2. Engages vehicle drivers or personnel on foot with short bursts of semiautomatic fire. 3. Kills or wounds selected targets. 4. Prevents the position from being discovered by enemy forces. 5. Evacuates the area without being spotted. 6. Reports all specified priority intelligence requirements (PIR) and other intelligence requirements to the OPFOR headquarters (HQ).

TASK: Conduct Air Attacks (5-OPFOR-0002)

CONDITION: The opposing forces (OPFOR) element in the rear area has forwarded the positions of the enemy support sites or the locations of moving elements. The OPFOR aircraft have been dispatched to attack enemy installations or convoys.

STANDARD: The OPFOR element attempts to delay, disrupt, or damage the enemy targets by air. 1. Locates the target (support sites or convoys). 2. Makes attack runs on the designated targets. 3. Inflicts heavy damage to the selected target. 4. Sustains no loss of aircraft. 5. Delays moving the force for more than one hour.

TASK: Conduct a Raid (5-OPFOR-0004)

CONDITION: The opposing forces (OPFOR) element has occupied an objective rally point and has orders to conduct a raid on a combat service support (CSS) base.

STANDARD: The OPFOR element infiltrates the enemy's base and destroys all of the targets. 1. Surprises the enemy forces. 2. Assaults the support base and accomplishes the assigned tasks. 3. Destroys the specified equipment and supplies. 4. Avoids being decisively engaged. 5. Withdraws all personnel from the objective areas within the time prescribed. 6. Obtains all priority intelligence requirements (PIR) from the raid site. 7. Sustains only light casualties from enemy fire.

TASK: Surrender to the Capturing Unit on the Battlefield (5-OPFOR-0024)

CONDITION: The enemy has captured the opposing forces (OPFOR) element's soldiers, documents, and equipment sensitive to the OPFOR tactical operations.

STANDARD: The OPFOR soldiers retain or destroy documents and equipment. The OPFOR element surrenders documents and equipment of no tactical use to the enemy and attempts to conceal or destroy items of tactical value. The OPFOR element attempts escape and evasion. 1. Prevents the successful capture of documents and equipment. 2. Destroys documents and equipment. 3. Removes identifying markings from equipment. 4. Removes unit-identifying insignia. 5. Provides misleading information. 6. Plans an escape. 7. Delays movement to the nearest collection point. 8. Prevents safeguarding of enemy prisoners of war (EPWs) in order to cause embarrassment to the United States (US).

TASK: Attack (5-OPFOR-0001)

CONDITION: The opposing forces (OPFOR) element has located the enemy. The priority intelligence requirements (PIR) and other intelligence requirements have been obtained by OPFOR patrols. The OPFOR element has automatic and antiarmor weapons and light mortars.

STANDARD: The OPFOR element attempts to seize the terrain, vehicles, or equipment. 1. Develops an attack plan. 2. Surprises the enemy unit's main body. 3. Initiates the attack using a scheme of maneuver that exploits the enemy's flanks, gaps, and weaknesses. 4. Uses covered and concealed routes to approach the enemy forces' flanks, gaps, or weakly held areas. 5. Employs indirect fire to support the attack. 6. Penetrates enemy defenses. 7. Destroys equipment and supplies. 8. Inflicts heavy casualties. 9. Isolates the combat service support (CSS) base by blocking reinforcements. 10. Forces enemy units to displace. 11. Avoids being fixed in one position. 12. Withdraws before the CSS base is reinforced with tactical combat forces.

TASK: Disrupt an Engineer Reconnaissance (5-OPFOR-0022)

CONDITION: The enemy is conducting an engineer reconnaissance. The opposing forces (OPFOR) element is positioned along the enemy's route.

STANDARD: The OPFOR element disrupts an engineer reconnaissance. 1. Prevents the unit from meeting its specified time schedule. 2. Forces the unit to deviate from its specified route. 3. Prevents the unit from accomplishing its assigned engineer reconnaissance. 4. Surprises the unit conducting the reconnaissance.

TASK: Maintain Contact (5-OPFOR-0003)

CONDITION: The opposing forces (OPFOR) element is engaged with enemy base defense forces. The enemy forces are withdrawing under pressure.

STANDARD: The OPFOR element maintains enemy contact while the enemy withdraws. 1. Engages the enemy forces decisively. 2. Advances the OPFOR as the enemy forces withdraw. 3. Inflicts heavy casualties. 4. Captures the members of the enemy force. 5. Captures documents and equipment. 6. Safeguards captured documents, equipment, and personnel.

ELEMENTS: Section
 S2 and S3 Section
 Communication Section

TASK: Conduct a Convoy (07-2-1301.05-T01A)
 (FM 55-30) (FM 21-16)

ITERATION: 1 2 3 4 5 M (Circle)

COMMANDER/LEADER ASSESSMENT: T P U (Circle)

CONDITIONS: Upon receipt of an operation order (OPORD), the element moves to a new location given in the OPORD and conducts operations at that location. There is a possibility of enemy contact with threat patrols up to platoon and company size. Threat mounted forces have been operating in the area through which the route passes. The company's standing operating procedure (SOP) is available and contains movement readiness levels and current loading plans. The convoy may be conducted during daylight or darkness, including blackout conditions. Radio and visual signals will be used for convoy control. The column may conduct halts. Some iterations of this task should be performed in MOPP4.

TASK STANDARDS: The element conducts the convoy and arrives at its new location by the time specified in the OPORD. The time required to perform this task is increased when conducting it in mission-oriented protection posture (MOPP) 4.

TASK STEPS AND PERFORMANCE MEASURES	GO	NO-GO
<p>* 1. The element commander conducts a map reconnaissance using all available position/navigation (POS/NAV) and terrain analysis capabilities, to include space-based assets.</p> <ul style="list-style-type: none"> a. Indicated the start point (SP). b. Identified locations of friendly units. c. Pointed out potential ambush sites. d. Identified checkpoints (CPs). e. Pointed out sites to be used for scheduled halts. f. Indicated the release point (RP). <p>2. The reconnaissance party conducts a route reconnaissance using all available POS/NAV and mapping capabilities available.</p> <ul style="list-style-type: none"> a. Wore the designated MOPP gear. b. Activated the automatic chemical alarm. c. Monitored radiation monitoring devices. d. Verified map information. e. Listed the capacities of bridges and underpasses. f. Listed the locations of culverts, ferries, fording areas, steep grades, and possible ambush sites. g. Prepared the map overlay. h. Computed the travel time. i. Prepared the strip map. <p>* 3. The convoy commander coordinates for required support with higher headquarters (HQ), to include--</p> <ul style="list-style-type: none"> a. Military police (MP) support. b. Medical support. c. Fire support (FS). d. Engineer support. e. Maintenance contact-team support. f. Additional requirements, as required. 		

TASK STEPS AND PERFORMANCE MEASURES	GO	NO-GO
<p>4. The element prepares vehicles and equipment.</p> <ol style="list-style-type: none"> a. Performed preventive-maintenance checks and services (PMCS). b. Corrected minor deficiencies. c. Reported major deficiencies. d. Hardened vehicles using sandbags or other authorized materials. e. Covered unit identification markings on vehicles and personnel. f. Covered or removed reflective surfaces. g. Placed antennas at their lowest height. h. Turned radio volumes and squelches to their lowest setting, consistent with operational requirements. <p>* 5. The convoy commander organizes the convoy.</p> <ol style="list-style-type: none"> a. Assigned cargo vehicle positions. b. Positioned control vehicles without setting a pattern. c. Assigned recovery vehicle positions. d. Arranged hardened vehicles near the head of the convoy. e. Specified passenger locations. f. Appointed air guards. g. Organized the trail party element. h. Provided vehicle position listings to the trail party leader. <p>* 6. The convoy commander briefs the convoy personnel.</p> <ol style="list-style-type: none"> a. Provided strip maps to each vehicle driver. b. Identified the convoy's chain of command. c. Detailed the convoy's route. d. Prescribed the march rate and the catch-up speed. e. Specified convoy intervals. f. Identified the scheduled halts. g. Briefed accident and breakdown procedures. h. Briefed immediate-action security measures. i. Briefed blackout-condition procedures. j. Specified the location of medical support. k. Specified the location of maintenance support. l. Briefed communication procedures. m. Specified the location and the identification of the destination. <p>7. The convoy crosses the SP.</p> <ol style="list-style-type: none"> a. Crossed at the specified time. b. Verified that vehicles had crossed the SP. c. Forwarded the SP crossing report to the convoy commander when the entire unit had passed the SP. <p>* 8. The convoy commander provides the convoy information to higher HQ.</p> <ol style="list-style-type: none"> a. Reported the SP crossing time. b. Reported the CP clearance, when crossed. c. Pointed out data that conflicted with the maps. d. Used the correct signal operation instructions (SOI) codes in all transmissions. e. Reported the RP crossing time. <p>9. The convoy maintains march discipline.</p> <ol style="list-style-type: none"> a. Maintained the designated march speed. b. Maintained the proper vehicle intervals. c. Crossed CPs as scheduled. d. Reacted correctly to the convoy commander's signals. 		

TASK STEPS AND PERFORMANCE MEASURES	GO	NO-GO
<p>e. Maintained security throughout the movement and during halts.</p> <p>10. The company conducts a scheduled halt.</p> <ul style="list-style-type: none"> a. Stopped the column at the prescribed time. b. Maintained the prescribed vehicular intervals. c. Moved vehicles off the road. d. Established local security. e. Performed PMCS. f. Inspected vehicle loads. g. Departed at the specified times. <p>11. The company conducts an unscheduled halt.</p> <ul style="list-style-type: none"> a. Alerted the march column. b. Reported the stoppage to higher HQ. c. Maintained the prescribed vehicular intervals. d. Established local security. e. Reported the resumption of the march to higher HQ. <p>12. The convoy moves under blackout conditions.</p> <ul style="list-style-type: none"> a. Provided a visual adjustment period. b. Prepared the vehicles for blackout conditions. c. Maintained the prescribed vehicle distances. d. Wore night vision goggles (specified personnel). e. Wore regular eye protection goggles. f. Used ground guides during poor visibility periods. <p>13. The trail party recovers disabled vehicles.</p> <ul style="list-style-type: none"> a. Inspected the disabled vehicle. b. Repaired the disabled vehicle, when possible. c. Towed the vehicle, if necessary. d. Reported the vehicle's status to the convoy commander. <p>14. The convoy moves through urban areas.</p> <ul style="list-style-type: none"> a. Identified weight, height, and width restrictions. b. Used close-column formation. c. Obeyed traffic control directions. d. Used direction guides at critical intersections. <p>15. The convoy crosses the RP.</p> <ul style="list-style-type: none"> a. Crossed at the specified time. b. Verified that the vehicles had crossed the RP. c. Forwarded the crossing report to higher HQ. 		

TASK PERFORMANCE / EVALUATION SUMMARY BLOCK							
ITERATION	1	2	3	4	5	M	TOTAL
TOTAL TASK STEPS EVALUATED							
TOTAL TASK STEPS "GO"							
TRAINING STATUS "GO"/"NO-GO"							

"*" indicates a leader task step.

SUPPORTING INDIVIDUAL TASKS: NONE**SUPPORTING COLLECTIVE TASKS**

Task Number	Task Title
05-1-1391	Request a Standard Topographic Product
05-3-0412	Perform a Technical Reconnaissance
19-1-1102	Coordinate Route Reconnaissance and Surveillance
19-1-1201	Prepare Traffic Control Plan

OPFOR TASKS AND STANDARDS

TASK: Surrender to the Capturing Unit on the Battlefield (5-OPFOR-0024)

CONDITION: The enemy has captured the opposing forces (OPFOR) element's soldiers, documents, and equipment sensitive to the OPFOR tactical operations.

STANDARD: The OPFOR soldiers retain or destroy documents and equipment. The OPFOR element surrenders documents and equipment of no tactical use to the enemy and attempts to conceal or destroy items of tactical value. The OPFOR element attempts escape and evasion. 1. Prevents the successful capture of documents and equipment. 2. Destroys documents and equipment. 3. Removes identifying markings from equipment. 4. Removes unit-identifying insignia. 5. Provides misleading information. 6. Plans an escape. 7. Delays movement to the nearest collection point. 8. Prevents safeguarding of enemy prisoners of war (EPWs) in order to cause embarrassment to the United States (US).

TASK: Disrupt a Route Reconnaissance (5-OPFOR-0021)

CONDITION: The enemy is conducting a route reconnaissance. The opposing forces (OPFOR) element is positioned along the enemy's route.

STANDARD: The OPFOR element attempts to disrupt a squad/section conducting a route reconnaissance. 1. Prevents the unit from meeting its specified time schedule. 2. Forces the unit to deviate from its specified route. 3. Prevents the unit from reaching its assigned destination. 4. Surprises the squad/section. 5. Inflicts casualties on the unit.

TASK: Conduct a Raid (5-OPFOR-0004)

CONDITION: The opposing forces (OPFOR) element has occupied an objective rally point and has orders to conduct a raid on a combat service support (CSS) base.

STANDARD: The OPFOR element infiltrates the enemy's base and destroys all of the targets. 1. Surprises the enemy forces. 2. Assaults the support base and accomplishes the assigned tasks. 3. Destroys the specified equipment and supplies. 4. Avoids being decisively engaged. 5. Withdraws all personnel from the objective areas within the time prescribed. 6. Obtains all priority intelligence requirements (PIR) from the raid site. 7. Sustains only light casualties from enemy fire.

TASK: Conduct an Aerial Reconnaissance (5-OPFOR-0010)

CONDITION: The opposing forces (OPFOR) headquarters (HQ) element requires intelligence on the locations and identification of enemy elements. An aircraft is dispatched to take photographs and make a visual inspection of the enemy rear area.

STANDARD: The OPFOR element gathers photograph intelligence of the enemy. 1. Photographs the assigned sectors. 2. Makes quick visual checks where the ceiling is low. 3. Locates enemy positions in the area, particularly support and storage bases, and command and control (C2) facilities. 4. Sustains no loss of aircraft. 5. Reports priority intelligence requirements (PIR) and other information requirements to the OPFOR HQ.

TASK: Defeat Obstacles (5-OPFOR-0009)

CONDITION: The opposing forces (OPFOR) element encounters an obstacle that blocks the avenue of approach as it advances upon the enemy forces.

STANDARD: The OPFOR element bypasses or breaches the enemy obstacle. 1. Detects the obstacle before halting its main body. 2. Defeats the obstacle. a. Bypasses the obstacle without entering the engagement areas. b. Breaches the obstacle within 45 minutes and passes its entire force through the obstacle. 3. Does not incur degradation to the point that the mission must be discontinued.

TASK: Conduct an Attack (5-OPFOR-0008)

CONDITION: The enemy is conducting tactical operations. The opposing forces (OPFOR) element receives orders to attack the enemy, the area of occupation, or the main supply route (MSR) with smoke.

STANDARD: The OPFOR element disrupts the enemy's movement and smoke operations. 1. Determines the delivery method of the smoke attack. 2. Locates the target. 3. Delivers the smoke attack downwind. 4. Attacks the enemy with smoke, and surge attacks when the enemy responds to the smoke.

TASK: Disrupt Construction of Vehicle Fighting Positions (5-OPFOR-0020)

CONDITION: The opposing forces (OPFOR) element has located the enemy. The priority intelligence requirements (PIR) and other intelligence obtained by OPFOR patrols indicate the enemy is constructing vehicle fighting positions within its defensive area. The OPFOR element has automatic and antiarmor weapons and light mortars.

STANDARD: The OPFOR element attempts to disrupt the enemy's efforts to establish vehicle fighting positions. 1. Locates the defensive area. 2. Surprises the main body. 3. Penetrates the defensive area with squad-size probes. 4. Inflicts casualties on the unit. 5. Destroys vehicles. 6. Disrupts the unit's preparations (prevents or delays beyond the unit's allotted time).

TASK: Disrupt an Engineer Reconnaissance (5-OPFOR-0022)

CONDITION: The enemy is conducting an engineer reconnaissance. The opposing forces (OPFOR) element is positioned along the enemy's route.

STANDARD: The OPFOR element disrupts an engineer reconnaissance. 1. Prevents the unit from meeting its specified time schedule. 2. Forces the unit to deviate from its specified route. 3. Prevents the unit from accomplishing its assigned engineer reconnaissance. 4. Surprises the unit conducting the reconnaissance.

TASK: Conduct Terrorist and Saboteur Attacks (5-OPFOR-0005)

CONDITION: The opposing forces (OPFOR) element dispatches small teams into the enemy's rear area to disrupt combat service support (CSS) operations.

STANDARD: The enemy sustains disrupted command and control (C2), destroyed equipment and supplies, and light casualties. 1. Locates rear support bases and C2 facilities. 2. Delays and disrupts CSS operations through probes. 3. Infiltrates CSS bases to conduct sabotage and terrorist activities. 4. Inflicts light casualties. 5. Destroys supplies and equipment.

TASK: Defend a Minefield (5-OPFOR-0023)

CONDITION: The enemy is conducting a minefield sweeping operation. The opposing forces (OPFOR) element has a minefield placed in the enemy's path. The minefield is under constant observation and fire.

STANDARD: The OPFOR element defends a minefield against an enemy element conducting a minefield sweeping operation. 1. Prevents the unit from detecting the obstacle. 2. Disrupts the minefield sweeping operation. 3. Prevents the unit from conducting the minefield sweeping operation, prevents the unit from moving all personnel through the breach or delays the completion of the minefield sweeping operation for more than 45 minutes.

TASK: Maintain Contact (5-OPFOR-0003)

CONDITION: The opposing forces (OPFOR) element is engaged with enemy base defense forces. The enemy forces are withdrawing under pressure.

STANDARD: The OPFOR element maintains enemy contact while the enemy withdraws. 1. Engages the enemy forces decisively. 2. Advances the OPFOR as the enemy forces withdraw. 3. Inflicts heavy casualties. 4. Captures the members of the enemy force. 5. Captures documents and equipment. 6. Safeguards captured documents, equipment, and personnel.

TASK: Conduct an Ambush (5-OPFOR-0007)

CONDITION: The enemy is moving in a convoy. The opposing forces (OPFOR) element is positioned along the enemy's route.

STANDARD: The OPFOR element inflicts casualties on the enemy and causes vehicle and equipment damage. 1. Prepares an ambush site before the element arrives. 2. Surprises march element forces. 3. Inflicts heavy casualties within the designated kill zone. 4. Inflicts heavy damage to vehicles and equipment within the designated kill zone. 5. Delays the march element from reaching a specified destination for a specified period of time. 6. Withdraws on order. 7. Sustains no casualties. 8. Reports actions to superiors.

TASK: Disrupt a Net Control Station (NCS) (5-OPFOR-0019)

CONDITION: The enemy has established a NCS. The opposing forces (OPFOR) element has radio and jamming equipment.

STANDARD: The OPFOR element attempts to disrupt an NCS. 1. Attempts to locate the radio frequency that the unit is operating on. 2. Attempts to enter the radio net. 3. Attempts to issue "bogus" orders to a unit on the net. 4. Jams the radio frequency and forces the unit to go to an alternate frequency.

TASK: Disrupt Defensive Preparations (5-OPFOR-0018)

CONDITION: The opposing forces (OPFOR) element has located the enemy. Priority intelligence requirements (PIR) and other intelligence requirements obtained by OPFOR patrols indicate that the enemy elements are establishing defensive positions. The OPFOR element has automatic and antiarmor weapons and light mortars.

STANDARD: The OPFOR element disrupts and delays the enemy's defensive preparations. 1. Locates and penetrates the enemy's security system. 2. Forces the enemy to delay defensive preparations. 3. Disrupts the enemy's obstacle preparations.

TASK: Disrupt Enemy Movement and Operations Using Tactical Nuclear Weapons (5-OPFOR-0016)

CONDITION: The opposing forces (OPFOR) element has located the enemy. Priority intelligence requirements (PIR) and other intelligence requirements have been obtained by OPFOR patrols. Tactical nuclear weapons are employed against key locations in the rear area.

STANDARD: The OPFOR element disrupts enemy movement and operations. 1. Disrupts or delays the movement of the enemy's equipment and supplies to the forward areas. 2. Destroys enemy equipment and supplies. 3. Inflicts a high rate of nuclear casualties among the enemy forces. 4. Denies the enemy the use of specified areas. 5. Contaminates the enemy's equipment and supplies.

TASK: Disrupt Quartering Party Operations (5-OPFOR-0017)

CONDITION: The enemy is conducting quartering party operations. It has established an assembly area (AA) but has not moved in the main body.

STANDARD: The opposing forces (OPFOR) element attempts to disrupt quartering party operations and infiltrate the enemy's AA. 1. Locates the quartering party and the AA. 2. Surprises the main body. 3. Penetrates the AA with squad-size probes. 4. Inflicts personnel casualties and vehicle damage. 5. Disrupts the unit's preparations (prevents or delays beyond the unit's allotted time).

TASK: Disrupt Enemy Movement and Operations Using Persistent and Nonpersistent Chemical Weapons (5-OPFOR-0015)

CONDITION: The opposing forces (OPFOR) element has located the enemy. Priority intelligence requirements (PIR) and other intelligence requirements have been obtained by OPFOR patrols. The OPFOR units deliver chemical agents, by means of conventional artillery weapons or aircraft, along selected supply routes and key bases in the rear area.

STANDARD: The OPFOR element disrupts enemy movement and operations using persistent and nonpersistent chemical weapons. 1. Delivers chemical agents in low and densely wooded areas. 2. Delays the movement of enemy supplies and equipment to the forward areas. 3. Restricts the movement of the enemy units in the rear area. 4. Channels the movement of enemy units into predesignated ambush areas. 5. Contaminates enemy supplies and equipment. 6. Inflicts a high rate of casualties on enemy forces.

TASK: Disrupt Movement (5-OPFOR-0014)

CONDITION: The enemy is expected to move through the opposing forces (OPFOR) element's area of operations. The OPFOR element has received an operation order (OPORD) or fragmentary order (FRAGO) to disrupt enemy movement. The enemy has the capability to defend with direct fire and antiarmor weapons.

STANDARD: The OPFOR element delays enemy movement. 1. Delays the element. 2. Forces the element to deviate from its route. 3. Prevents the element from reaching its destination. 4. Surprises the element's main body.

TASK: Counter Passage of Lines (5-OPFOR-0012)

CONDITION: Enemy forces are in defensive positions, but they are expected to attempt passage-of-lines operations. The opposing forces (OPFOR) received orders to disrupt enemy passage-of-lines operations.

STANDARD: The OPFOR element delays or prevents enemy passage of lines. 1. Delays the passage. 2. Prevents the company from moving all personnel through the stationary unit. 3. Engages the main body of either the moving or the stationary unit.

TASK: Disrupt Assembly Area (AA) Activities (5-OPFOR-0013)

CONDITION: Intelligence reports indicate that platoon- and company-size enemy units are operating in the opposing forces (OPFOR) area of operations. Enemy units can defend from AAs with direct fire, antiarmor weapons, and indirect fire. The enemy has close air support (CAS) and nuclear, biological, and chemical (NBC) capabilities.

STANDARD: The OPFOR element locates and disrupts the enemy's AA activities. 1. Locates the element's AA. 2. Probes the AA with squad- or team-size elements. 3. Inflicts more than 5 percent casualties on the element. 4. Disrupts the element's preparations (prevents or delays beyond the element's allotted time).

TASK: Attack (5-OPFOR-0001)

CONDITION: The opposing forces (OPFOR) element has located the enemy. The priority intelligence requirements (PIR) and other intelligence requirements have been obtained by OPFOR patrols. The OPFOR element has automatic and antiarmor weapons and light mortars.

STANDARD: The OPFOR element attempts to seize the terrain, vehicles, or equipment. 1. Develops an attack plan. 2. Surprises the enemy unit's main body. 3. Initiates the attack using a scheme of maneuver that exploits the enemy's flanks, gaps, and weaknesses. 4. Uses covered and concealed routes to approach the enemy forces' flanks, gaps, or weakly held areas. 5. Employs indirect fire to support the attack. 6. Penetrates enemy defenses. 7. Destroys equipment and supplies. 8. Inflicts heavy casualties. 9. Isolates the combat service support (CSS) base by blocking reinforcements. 10. Forces enemy units to displace. 11. Avoids being fixed in one position. 12. Withdraws before the CSS base is reinforced with tactical combat forces.

TASK: Conduct Sniper Operations (5-OPFOR-0006)

CONDITION: The opposing forces (OPFOR) element has assigned snipers (regular or irregular elements) in the enemy's rear area along the main supply route (MSR) and near support sites.

STANDARD: The OPFOR element kills or wounds targets. 1. Sets up a well-concealed location. 2. Engages vehicle drivers or personnel on foot with short bursts of semiautomatic fire. 3. Kills or wounds selected targets. 4. Prevents the position from being discovered by enemy forces. 5. Evacuates the area without being spotted. 6. Reports all specified priority intelligence requirements (PIR) and other intelligence requirements to the OPFOR headquarters (HQ).

TASK: Conduct Air Attacks (5-OPFOR-0002)

CONDITION: The opposing forces (OPFOR) element in the rear area has forwarded the positions of the enemy support sites or the locations of moving elements. The OPFOR aircraft have been dispatched to attack enemy installations or convoys.

STANDARD: The OPFOR element attempts to delay, disrupt, or damage the enemy targets by air. 1. Locates the target (support sites or convoys). 2. Makes attack runs on the designated targets. 3. Inflicts heavy damage to the selected target. 4. Sustains no loss of aircraft. 5. Delays moving the force for more than one hour.

- ELEMENTS:** Section
 Command Section
 Headquarters Detachment
 S1 Section
 S2 and S3 Section
 S4 Section
 Communication Section

TASK: Establish Unit Defense (07-3-0219.05-T01A)
 (FM 7-8) (FM 24-19) (FM 24-35)
 (FM 24-35-1) (FM 7-7) (TC 24-20)

ITERATION: 1 2 3 4 5 M (Circle)

COMMANDER/LEADER ASSESSMENT: T P U (Circle)

CONDITIONS: The element has received an operation order (OPORD) or a fragmentary order (FRAGO) with a mission to occupy part of a larger unit's defensive sector, or is isolated and must provide its own security or defense. The element may be opposed by as much as a motorized rifle company. Some iterations of this task should be performed in MOPP4.

TASK STANDARDS: The element completes all preparations for the defense not later than the time specified in the order. The enemy does not surprise the platoon. The time required to perform this task is increased when conducting it in mission-oriented protection posture (MOPP) 4.

TASK STEPS AND PERFORMANCE MEASURES	GO	NO-GO
<p>* 1. The element leader performs a leader's reconnaissance of the tentative defensive position.</p> <ul style="list-style-type: none"> a. Searched the area to ensure that it was free of the enemy, mines, and booby traps. b. Established local security. c. Surveyed the area for nuclear, biological, and chemical (NBC) contamination. d. Designated sectors and general locations for the operations, vehicles, and automatic and antiarmor weapons based on the mission, enemy, terrain, troops, time available, and civilian considerations (METT-TC) factors. <p>NOTE: At night, the designation of positions must be more exact. Leaders may elect to reconnoiter the area first, position the observation posts (OPs), and then have the guides bring the other members into position.</p> <p>2. The designated security or operation team moves to assigned positions.</p> <ul style="list-style-type: none"> a. Emplaced the M8A1 Chemical Alarm System, if assigned, within 5 minutes of occupying the OP. b. Positioned the OP within range of the supporting small-arms fire. c. Provided cover and concealment for the OP personnel. d. Designated covered and concealed routes to and from the OP. e. Established communications from the operations to the unit's command post (CP). <p>NOTE: The primary means should be wire, supplemented by messenger and radio.</p> <ul style="list-style-type: none"> f. Disseminated the locations of all friendly personnel in the sector. <p>* 3. The platoon leader and the platoon forward observer (FO) designate targets to support the OP.</p> <ul style="list-style-type: none"> a. Identified the target reference points (TRPs). b. Included the OP targets within the fire plan. 		

TASK STEPS AND PERFORMANCE MEASURES	GO	NO-GO
<p>4. The OP team provides early warning.</p> <ol style="list-style-type: none"> a. Provided continuous early warning out to a range that warned of enemy observation, direct fire, or assault on the main body. b. Detected all enemy activity within the vicinity of the unit's position. c. Adjusted illumination or high-explosive (HE) rounds on enemy targets. d. Emplaced expedient early-warning devices before dark, if possible. e. Demonstrated the correct use of the current challenge and password. f. Alternated the OP sites when required, due to the changing visibility or enemy activity. <p>* 5. The element leader designates the primary, alternate, and supplementary fighting positions for key weapons or vehicles, where applicable, while emplacing the rest of the platoon.</p> <ol style="list-style-type: none"> a. Positioned the machine guns to obtain grazing fire along the most likely dismounted avenue of approach (AA). b. Positioned the antiarmor weapons to cover the likely armor AA or the assigned engagement area (EA). c. Ensured that the positions were mutually supported along armor and dismounted infantry AAs. d. Positioned the M203 grenade launchers, if assigned, to cover dead space in the terrain outside hand grenade range. <p>* 6. Leaders place fighting positions to engage targets in designated sectors of fire, covering the most dangerous AAs first.</p> <ol style="list-style-type: none"> a. Determined the sector of fire based on the type of weapon and the weapon's range. b. Assigned all personnel to a fighting position. <p>* 7. The element leader coordinates or contacts adjacent units.</p> <ol style="list-style-type: none"> a. Established boundary responsibilities. b. Discovered and eliminated any gaps in the defensive sector. c. Ensured that observation and fires overlapped. <p>8. The element occupies defensive positions.</p> <p>NOTE: The leader establishes task priorities. Normally these are in the unit's standing operating procedure (SOP), but can be modified as needed (based on METT-TC considerations) by the platoon leader or the company commander.</p> <ol style="list-style-type: none"> a. Occupied the assigned positions, physically. b. Reconnoitered physically in front of each position to become familiar with the terrain, locate dead space, and view the terrain from the enemy's perspective. c. Prepared and forwarded crew-served weapons range cards to the squad leader within 15 minutes of positioning. d. Installed aiming stakes. e. Cleared fields of fire. f. Emplaced obstacles according to the company's obstacle plan. g. Dug fighting positions to armpit depth with 0.5 meters of parapet. h. Constructed overhead cover for the fighting position. i. Camouflaged positions and vehicles from aerial and ground observation, ensuring that fighting positions could not be detected from a distance of more than 35 meters from the front of the position. j. Stockpiled ammunition, food, and water. k. Constructed alternate and supplementary positions. l. Ensured that all element members knew the element's CP location. 		

TASK STEPS AND PERFORMANCE MEASURES	GO	NO-GO
<p>* 9. The element leader, along with the fire support team (FIST) or FO if applicable, plans for the employment of indirect fires.</p> <ul style="list-style-type: none"> a. Planned the fires along the enemy's AAs. b. Planned the fires at known or likely enemy positions. c. Planned final protective fires (FPF), if allocated. d. Registered and adjusted TRPs, if available and the situation permitted. <p>10. The radiotelephone operator (RATELO) establishes communications.</p> <ul style="list-style-type: none"> a. Used wire as the primary communications, if available. b. Ensured that the platoon or company's CP had communications with operations, higher and subordinate leaders, adjacent units, and fire support. c. Conducted periodic communications checks to ensure that all communications were operational. d. Planned and provided for an alternate means of communications. <p>*11. The element leader prepares a sector sketch.</p> <ul style="list-style-type: none"> a. Identified the main terrain features and the range to the terrain features. b. Identified the squad's fighting position locations. c. Indicated the primary and secondary sectors of fire for each position. d. Identified the type of weapon and fire control measures (FPF, principle direction of fire [PDF], and the final protective line [FPL]) for each position. e. Identified the squad leader's position and the OP locations. f. Marked dead space. g. Identified obstacle locations. h. Indicated the direction of north. i. Forwarded a copy of the sector sketch to the platoon leader within 30 minutes of being assigned a sector. <p>*12. The element leader prepares a platoon sector sketch.</p> <ul style="list-style-type: none"> a. Indicated the platoon sector or the EA. b. Denoted the primary, alternate, and supplementary squad positions and the sectors of fire. c. Indicated the location of vehicles, antiarmor, and automatic weapon positions with the primary sectors of fire, the FPL, or the PDF for the primary vehicle weapons system, automatic weapons, and TRPs. d. Identified the location of OPs and patrol routes, if any had been planned. e. Outlined the maximum engagement lines for the primary weapon systems. f. Identified the location of indirect-fire targets and FPFs, if any had been allocated. g. Indicated the direction of north. h. Illustrated the unit identification, up to company level. i. Indicated the date-time group. j. Identified the position of the platoon's CP. k. Forwarded a copy of the platoon sector sketch to the company commander within 1 hour of assigning squad leaders sectors. <p>13. The element continues to improve defensive positions.</p> <ul style="list-style-type: none"> a. Improved positions according to the SOP work priorities. b. Upgraded positions as directed by higher headquarters (HQ). 		

TASK PERFORMANCE / EVALUATION SUMMARY BLOCK							
ITERATION	1	2	3	4	5	M	TOTAL
TOTAL TASK STEPS EVALUATED							
TOTAL TASK STEPS "GO"							
TRAINING STATUS "GO"/"NO-GO"							

"*" indicates a leader task step.

SUPPORTING INDIVIDUAL TASKS

Task Number	Task Title
071-325-4407	Employ Hand Grenades
071-325-4425	Employ an M18A1 Claymore Mine
071-326-5703	Construct Individual Fighting Positions
071-326-5704	Supervise Construction of a Fighting Position
071-331-0804	Perform Surveillance Without the Aid of Electronic Devices
071-331-0852	Clear a Field of Fire
071-430-0002	Conduct a Defense by a Squad

SUPPORTING COLLECTIVE TASKS

Task Number	Task Title
05-2-0100	Coordinate the Synchronization and Integration of Fire Support (FS)
05-2-0127	Provide Support for Survivability Operations
05-2-0301	Camouflage Vehicles and Equipment
05-2-0314	Integrate Obstacles Into Direct- and Indirect-Fire Plans
05-2-0508	Plan for Survivability Operations
05-2-0510	Direct Survivability Construction
05-2-0514	Plan and Control Tactical Obstacles
05-2-0516	Emplace Situational Obstacles
05-3-0303	Construct Wire Obstacles

OPFOR TASKS AND STANDARDS

TASK: Surrender to the Capturing Unit on the Battlefield (5-OPFOR-0024)

CONDITION: The enemy has captured the opposing forces (OPFOR) element's soldiers, documents, and equipment sensitive to the OPFOR tactical operations.

STANDARD: The OPFOR soldiers retain or destroy documents and equipment. The OPFOR element surrenders documents and equipment of no tactical use to the enemy and attempts to conceal or destroy items of tactical value. The OPFOR element attempts escape and evasion. 1. Prevents the successful capture of documents and equipment. 2. Destroys documents and equipment. 3. Removes identifying markings from equipment. 4. Removes unit-identifying insignia. 5. Provides misleading information. 6. Plans an escape. 7. Delays movement to the nearest collection point. 8. Prevents safeguarding of enemy prisoners of war (EPWs) in order to cause embarrassment to the United States (US).

TASK: Disrupt a Route Reconnaissance (5-OPFOR-0021)

CONDITION: The enemy is conducting a route reconnaissance. The opposing forces (OPFOR) element is positioned along the enemy's route.

STANDARD: The OPFOR element attempts to disrupt a squad/section conducting a route reconnaissance. 1. Prevents the unit from meeting its specified time schedule. 2. Forces the unit to deviate from its specified route. 3. Prevents the unit from reaching its assigned destination. 4. Surprises the squad/section. 5. Inflicts casualties on the unit.

TASK: Conduct a Raid (5-OPFOR-0004)

CONDITION: The opposing forces (OPFOR) element has occupied an objective rally point and has orders to conduct a raid on a combat service support (CSS) base.

STANDARD: The OPFOR element infiltrates the enemy's base and destroys all of the targets. 1. Surprises the enemy forces. 2. Assaults the support base and accomplishes the assigned tasks. 3. Destroys the specified equipment and supplies. 4. Avoids being decisively engaged. 5. Withdraws all personnel from the objective areas within the time prescribed. 6. Obtains all priority intelligence requirements (PIR) from the raid site. 7. Sustains only light casualties from enemy fire.

TASK: Conduct an Aerial Reconnaissance (5-OPFOR-0010)

CONDITION: The opposing forces (OPFOR) headquarters (HQ) element requires intelligence on the locations and identification of enemy elements. An aircraft is dispatched to take photographs and make a visual inspection of the enemy rear area.

STANDARD: The OPFOR element gathers photograph intelligence of the enemy. 1. Photographs the assigned sectors. 2. Makes quick visual checks where the ceiling is low. 3. Locates enemy positions in the area, particularly support and storage bases, and command and control (C2) facilities. 4. Sustains no loss of aircraft. 5. Reports priority intelligence requirements (PIR) and other information requirements to the OPFOR HQ.

TASK: Defeat Obstacles (5-OPFOR-0009)

CONDITION: The opposing forces (OPFOR) element encounters an obstacle that blocks the avenue of approach as it advances upon the enemy forces.

STANDARD: The OPFOR element bypasses or breaches the enemy obstacle. 1. Detects the obstacle before halting its main body. 2. Defeats the obstacle. a. Bypasses the obstacle without entering the engagement areas. b. Breaches the obstacle within 45 minutes and passes its entire force through the obstacle. 3. Does not incur degradation to the point that the mission must be discontinued.

TASK: Conduct an Attack (5-OPFOR-0008)

CONDITION: The enemy is conducting tactical operations. The opposing forces (OPFOR) element receives orders to attack the enemy, the area of occupation, or the main supply route (MSR) with smoke.

STANDARD: The OPFOR element disrupts the enemy's movement and smoke operations. 1. Determines the delivery method of the smoke attack. 2. Locates the target. 3. Delivers the smoke attack downwind. 4. Attacks the enemy with smoke, and surge attacks when the enemy responds to the smoke.

TASK: Disrupt Construction of Vehicle Fighting Positions (5-OPFOR-0020)

CONDITION: The opposing forces (OPFOR) element has located the enemy. The priority intelligence requirements (PIR) and other intelligence obtained by OPFOR patrols indicate the enemy is constructing vehicle fighting positions within its defensive area. The OPFOR element has automatic and antiarmor weapons and light mortars.

STANDARD: The OPFOR element attempts to disrupt the enemy's efforts to establish vehicle fighting positions. 1. Locates the defensive area. 2. Surprises the main body. 3. Penetrates the defensive area with squad-size probes. 4. Inflicts casualties on the unit. 5. Destroys vehicles. 6. Disrupts the unit's preparations (prevents or delays beyond the unit's allotted time).

TASK: Disrupt an Engineer Reconnaissance (5-OPFOR-0022)

CONDITION: The enemy is conducting an engineer reconnaissance. The opposing forces (OPFOR) element is positioned along the enemy's route.

STANDARD: The OPFOR element disrupts an engineer reconnaissance. 1. Prevents the unit from meeting its specified time schedule. 2. Forces the unit to deviate from its specified route. 3. Prevents the unit from accomplishing its assigned engineer reconnaissance. 4. Surprises the unit conducting the reconnaissance.

TASK: Conduct Terrorist and Saboteur Attacks (5-OPFOR-0005)

CONDITION: The opposing forces (OPFOR) element dispatches small teams into the enemy's rear area to disrupt combat service support (CSS) operations.

STANDARD: The enemy sustains disrupted command and control (C2), destroyed equipment and supplies, and light casualties. 1. Locates rear support bases and C2 facilities. 2. Delays and disrupts CSS operations through probes. 3. Infiltrates CSS bases to conduct sabotage and terrorist activities. 4. Inflicts light casualties. 5. Destroys supplies and equipment.

TASK: Defend a Minefield (5-OPFOR-0023)

CONDITION: The enemy is conducting a minefield sweeping operation. The opposing forces (OPFOR) element has a minefield placed in the enemy's path. The minefield is under constant observation and fire.

STANDARD: The OPFOR element defends a minefield against an enemy element conducting a minefield sweeping operation. 1. Prevents the unit from detecting the obstacle. 2. Disrupts the minefield sweeping operation. 3. Prevents the unit from conducting the minefield sweeping operation, prevents the unit from moving all personnel through the breach or delays the completion of the minefield sweeping operation for more than 45 minutes.

TASK: Maintain Contact (5-OPFOR-0003)

CONDITION: The opposing forces (OPFOR) element is engaged with enemy base defense forces. The enemy forces are withdrawing under pressure.

STANDARD: The OPFOR element maintains enemy contact while the enemy withdraws. 1. Engages the enemy forces decisively. 2. Advances the OPFOR as the enemy forces withdraw. 3. Inflicts heavy casualties. 4. Captures the members of the enemy force. 5. Captures documents and equipment. 6. Safeguards captured documents, equipment, and personnel.

TASK: Conduct an Ambush (5-OPFOR-0007)

CONDITION: The enemy is moving in a convoy. The opposing forces (OPFOR) element is positioned along the enemy's route.

STANDARD: The OPFOR element inflicts casualties on the enemy and causes vehicle and equipment damage. 1. Prepares an ambush site before the element arrives. 2. Surprises march element forces. 3. Inflicts heavy casualties within the designated kill zone. 4. Inflicts heavy damage to vehicles and equipment within the designated kill zone. 5. Delays the march element from reaching a specified destination for a specified period of time. 6. Withdraws on order. 7. Sustains no casualties. 8. Reports actions to superiors.

TASK: Disrupt a Net Control Station (NCS) (5-OPFOR-0019)

CONDITION: The enemy has established a NCS. The opposing forces (OPFOR) element has radio and jamming equipment.

STANDARD: The OPFOR element attempts to disrupt an NCS. 1. Attempts to locate the radio frequency that the unit is operating on. 2. Attempts to enter the radio net. 3. Attempts to issue "bogus" orders to a unit on the net. 4. Jams the radio frequency and forces the unit to go to an alternate frequency.

TASK: Disrupt Defensive Preparations (5-OPFOR-0018)

CONDITION: The opposing forces (OPFOR) element has located the enemy. Priority intelligence requirements (PIR) and other intelligence requirements obtained by OPFOR patrols indicate that the enemy elements are establishing defensive positions. The OPFOR element has automatic and antiarmor weapons and light mortars.

STANDARD: The OPFOR element disrupts and delays the enemy's defensive preparations. 1. Locates and penetrates the enemy's security system. 2. Forces the enemy to delay defensive preparations. 3. Disrupts the enemy's obstacle preparations.

TASK: Disrupt Enemy Movement and Operations Using Tactical Nuclear Weapons (5-OPFOR-0016)

CONDITION: The opposing forces (OPFOR) element has located the enemy. Priority intelligence requirements (PIR) and other intelligence requirements have been obtained by OPFOR patrols. Tactical nuclear weapons are employed against key locations in the rear area.

STANDARD: The OPFOR element disrupts enemy movement and operations. 1. Disrupts or delays the movement of the enemy's equipment and supplies to the forward areas. 2. Destroys enemy equipment and supplies. 3. Inflicts a high rate of nuclear casualties among the enemy forces. 4. Denies the enemy the use of specified areas. 5. Contaminates the enemy's equipment and supplies.

TASK: Disrupt Quartering Party Operations (5-OPFOR-0017)

CONDITION: The enemy is conducting quartering party operations. It has established an assembly area (AA) but has not moved in the main body.

STANDARD: The opposing forces (OPFOR) element attempts to disrupt quartering party operations and infiltrate the enemy's AA. 1. Locates the quartering party and the AA. 2. Surprises the main body. 3. Penetrates the AA with squad-size probes. 4. Inflicts personnel casualties and vehicle damage. 5. Disrupts the unit's preparations (prevents or delays beyond the unit's allotted time).

TASK: Disrupt Enemy Movement and Operations Using Persistent and Nonpersistent Chemical Weapons (5-OPFOR-0015)

CONDITION: The opposing forces (OPFOR) element has located the enemy. Priority intelligence requirements (PIR) and other intelligence requirements have been obtained by OPFOR patrols. The OPFOR units deliver chemical agents, by means of conventional artillery weapons or aircraft, along selected supply routes and key bases in the rear area.

STANDARD: The OPFOR element disrupts enemy movement and operations using persistent and nonpersistent chemical weapons. 1. Delivers chemical agents in low and densely wooded areas. 2. Delays the movement of enemy supplies and equipment to the forward areas. 3. Restricts the movement of the enemy units in the rear area. 4. Channels the movement of enemy units into predesignated ambush areas. 5. Contaminates enemy supplies and equipment. 6. Inflicts a high rate of casualties on enemy forces.

TASK: Disrupt Movement (5-OPFOR-0014)

CONDITION: The enemy is expected to move through the opposing forces (OPFOR) element's area of operations. The OPFOR element has received an operation order (OPORD) or fragmentary order (FRAGO) to disrupt enemy movement. The enemy has the capability to defend with direct fire and antiarmor weapons.

STANDARD: The OPFOR element delays enemy movement. 1. Delays the element. 2. Forces the element to deviate from its route. 3. Prevents the element from reaching its destination. 4. Surprises the element's main body.

TASK: Counter Passage of Lines (5-OPFOR-0012)

CONDITION: Enemy forces are in defensive positions, but they are expected to attempt passage-of-lines operations. The opposing forces (OPFOR) received orders to disrupt enemy passage-of-lines operations.

STANDARD: The OPFOR element delays or prevents enemy passage of lines. 1. Delays the passage. 2. Prevents the company from moving all personnel through the stationary unit. 3. Engages the main body of either the moving or the stationary unit.

TASK: Disrupt Assembly Area (AA) Activities (5-OPFOR-0013)

CONDITION: Intelligence reports indicate that platoon- and company-size enemy units are operating in the opposing forces (OPFOR) area of operations. Enemy units can defend from AAs with direct fire, antiarmor weapons, and indirect fire. The enemy has close air support (CAS) and nuclear, biological, and chemical (NBC) capabilities.

STANDARD: The OPFOR element locates and disrupts the enemy's AA activities. 1. Locates the element's AA. 2. Probes the AA with squad- or team-size elements. 3. Inflicts more than 5 percent casualties on the element. 4. Disrupts the element's preparations (prevents or delays beyond the element's allotted time).

TASK: Attack (5-OPFOR-0001)

CONDITION: The opposing forces (OPFOR) element has located the enemy. The priority intelligence requirements (PIR) and other intelligence requirements have been obtained by OPFOR patrols. The OPFOR element has automatic and antiarmor weapons and light mortars.

STANDARD: The OPFOR element attempts to seize the terrain, vehicles, or equipment. 1. Develops an attack plan. 2. Surprises the enemy unit's main body. 3. Initiates the attack using a scheme of maneuver that exploits the enemy's flanks, gaps, and weaknesses. 4. Uses covered and concealed routes to approach the enemy forces' flanks, gaps, or weakly held areas. 5. Employs indirect fire to support the attack. 6. Penetrates enemy defenses. 7. Destroys equipment and supplies. 8. Inflicts heavy casualties. 9. Isolates the combat service support (CSS) base by blocking reinforcements. 10. Forces enemy units to displace. 11. Avoids being fixed in one position. 12. Withdraws before the CSS base is reinforced with tactical combat forces.

TASK: Conduct Sniper Operations (5-OPFOR-0006)

CONDITION: The opposing forces (OPFOR) element has assigned snipers (regular or irregular elements) in the enemy's rear area along the main supply route (MSR) and near support sites.

STANDARD: The OPFOR element kills or wounds targets. 1. Sets up a well-concealed location. 2. Engages vehicle drivers or personnel on foot with short bursts of semiautomatic fire. 3. Kills or wounds selected targets. 4. Prevents the position from being discovered by enemy forces. 5. Evacuates the area without being spotted. 6. Reports all specified priority intelligence requirements (PIR) and other intelligence requirements to the OPFOR headquarters (HQ).

TASK: Conduct Air Attacks (5-OPFOR-0002)

CONDITION: The opposing forces (OPFOR) element in the rear area has forwarded the positions of the enemy support sites or the locations of moving elements. The OPFOR aircraft have been dispatched to attack enemy installations or convoys.

STANDARD: The OPFOR element attempts to delay, disrupt, or damage the enemy targets by air. 1. Locates the target (support sites or convoys). 2. Makes attack runs on the designated targets. 3. Inflicts heavy damage to the selected target. 4. Sustains no loss of aircraft. 5. Delays moving the force for more than one hour.

- ELEMENTS:** Section
 Command Section
 Headquarters Detachment
 S1 Section
 S2 and S3 Section
 S4 Section
 Communication Section

TASK: React to an Ambush (07-3-1112.05-T01A)
 (FM 7-8) (FM 17-98) (FM 34-2-1)
 (FM 7-92)

ITERATION: 1 2 3 4 5 M (Circle)

COMMANDER/LEADER ASSESSMENT: T P U (Circle)

CONDITIONS: The element is in a prepared kill zone. The enemy initiates the ambush with a casualty-producing device and a high volume of fire. The unit has guidance provided by the rules of engagement (ROE) and from mission instructions, such as the peace mandate terms of reference, the Status of Forces Agreement (SOFA), and the rules of interaction (ROI). Civilians, government organizations, nongovernmental organizations, private voluntary organizations, and the international press may be present on the battlefield. The presence of civilians can restrict the use of fires and reduce the combat power available to the commander. Some iterations of this task should be performed in MOPP4.

TASK STANDARDS: The element reacts immediately to the ambush based on the type (near, far). The platoon disengages the element in the kill zone or forces the enemy to withdraw. The platoon continues follow-on operations. The unit complies with the ROE, mission instruction, and higher headquarters (HQ) and other special orders. The time required to prepare is increased when conducting this task in MOPP 4.

TASK STEPS AND PERFORMANCE MEASURES	GO	NO-GO
<p>NOTE: Leaders ensure that the ROE and the ROI are disseminated to subordinate personnel.</p> <ol style="list-style-type: none"> 1. Personnel in the kill zone react to a near ambush (within hand grenade range). <ol style="list-style-type: none"> a. Returned fire immediately; assumed covered positions; and threw fragmentation, concussion, and smoke grenades. b. Immediately after the grenades detonated, assaulted individually through the ambush using individual fire and movement 2. Personnel not in the kill zone react to a near ambush. <ol style="list-style-type: none"> a. Identified enemy positions. b. Initiated immediate suppressive fires against the enemy. c. Took up covered positions. d. Shifted fires as personnel in the kill zone assaulted through the ambush. 3. Personnel receiving fire in a far ambush (beyond hand grenade range) immediately return fire and take up covered positions. <ol style="list-style-type: none"> a. Suppressed or destroyed enemy crew-served weapons first. b. Obscured the enemy position with smoke (M203). c. Sustained suppressive fires and shifted them as the assaulting squads fought through the enemy position. 4. Personnel not receiving fire react to a far ambush. <ol style="list-style-type: none"> a. Moved by a covered and concealed route to a vulnerable flank of the enemy's position. b. Assaulted using fire and movement techniques. 		

TASK STEPS AND PERFORMANCE MEASURES	GO	NO-GO
5. The element forward observer (FO) calls for and adjusts indirect fires as directed by the element leader. <ul style="list-style-type: none"> a. Used indirect fires to isolate the enemy's position. b. Adjusted fires on any retreating enemy. * 6. The platoon leader accounts for all personnel and equipment after the enemy has withdrawn. <ul style="list-style-type: none"> a. Reported the situation to higher HQ. b. Consolidated and reorganized as necessary. c. Continued the mission. 		

TASK PERFORMANCE / EVALUATION SUMMARY BLOCK							
ITERATION	1	2	3	4	5	M	TOTAL
TOTAL TASK STEPS EVALUATED							
TOTAL TASK STEPS "GO"							
TRAINING STATUS "GO"/"NO-GO"							

"*" indicates a leader task step.

SUPPORTING INDIVIDUAL TASKS: NONE

SUPPORTING COLLECTIVE TASKS

Task Number	Task Title
05-2-0100	Coordinate the Synchronization and Integration of Fire Support (FS)
08-2-0314.05-T01A	Treat Unit Casualties (for Units with Medical Treatment Personnel)
12-1-0403.05-T01A	Report Casualties

OPFOR TASKS AND STANDARDS

TASK: Conduct an Ambush (07-OPFOR-1112)

CONDITION: The opposing forces (OPFOR) are operating separately or as part of a larger unit. The OPFOR is ordered to conduct an ambush along the enemy's lines of communications. The OPFOR has designated priority intelligence requirements (PIR) and other intelligence requirements (IR). Light automatic weapons, light mortars, and antiarmor systems are available.

STANDARD: 1. The OPFOR emplaces the ambush not later than the time specified in the order. 2. The OPFOR surprises the enemy. 3. The OPFOR engages, fixes, and/or destroys the specified enemy element in the kill zone. OR 4. The OPFOR engages and destroys all of the specified vehicles in the kill zone. 5. The OPFOR withdraws all personnel and equipment from the objective, on order. 6. All specified PIR and IR are obtained from the ambush site.

TASK: Surrender to the Capturing Unit on the Battlefield (5-OPFOR-0024)

CONDITION: The enemy has captured the opposing forces (OPFOR) element's soldiers, documents, and equipment sensitive to the OPFOR tactical operations.

STANDARD: The OPFOR soldiers retain or destroy documents and equipment. The OPFOR element surrenders documents and equipment of no tactical use to the enemy and attempts to conceal or destroy items of tactical value. The OPFOR element attempts escape and evasion. 1. Prevents the successful capture of documents and equipment. 2. Destroys documents and equipment. 3. Removes identifying markings from equipment. 4. Removes unit-identifying insignia. 5. Provides misleading information. 6. Plans an escape. 7. Delays movement to the nearest collection point. 8. Prevents safeguarding of enemy prisoners of war (EPWs) in order to cause embarrassment to the United States (US).

TASK: Disrupt a Route Reconnaissance (5-OPFOR-0021)

CONDITION: The enemy is conducting a route reconnaissance. The opposing forces (OPFOR) element is positioned along the enemy's route.

STANDARD: The OPFOR element attempts to disrupt a squad/section conducting a route reconnaissance. 1. Prevents the unit from meeting its specified time schedule. 2. Forces the unit to deviate from its specified route. 3. Prevents the unit from reaching its assigned destination. 4. Surprises the squad/section. 5. Inflicts casualties on the unit.

TASK: Conduct a Raid (5-OPFOR-0004)

CONDITION: The opposing forces (OPFOR) element has occupied an objective rally point and has orders to conduct a raid on a combat service support (CSS) base.

STANDARD: The OPFOR element infiltrates the enemy's base and destroys all of the targets. 1. Surprises the enemy forces. 2. Assaults the support base and accomplishes the assigned tasks. 3. Destroys the specified equipment and supplies. 4. Avoids being decisively engaged. 5. Withdraws all personnel from the objective areas within the time prescribed. 6. Obtains all priority intelligence requirements (PIR) from the raid site. 7. Sustains only light casualties from enemy fire.

TASK: Conduct an Aerial Reconnaissance (5-OPFOR-0010)

CONDITION: The opposing forces (OPFOR) headquarters (HQ) element requires intelligence on the locations and identification of enemy elements. An aircraft is dispatched to take photographs and make a visual inspection of the enemy rear area.

STANDARD: The OPFOR element gathers photograph intelligence of the enemy. 1. Photographs the assigned sectors. 2. Makes quick visual checks where the ceiling is low. 3. Locates enemy positions in the area, particularly support and storage bases, and command and control (C2) facilities. 4. Sustains no loss of aircraft. 5. Reports priority intelligence requirements (PIR) and other information requirements to the OPFOR HQ.

TASK: Defeat Obstacles (5-OPFOR-0009)

CONDITION: The opposing forces (OPFOR) element encounters an obstacle that blocks the avenue of approach as it advances upon the enemy forces.

STANDARD: The OPFOR element bypasses or breaches the enemy obstacle. 1. Detects the obstacle before halting its main body. 2. Defeats the obstacle. a. Bypasses the obstacle without entering the engagement areas. b. Breaches the obstacle within 45 minutes and passes its entire force through the obstacle. 3. Does not incur degradation to the point that the mission must be discontinued.

TASK: Conduct an Attack (5-OPFOR-0008)

CONDITION: The enemy is conducting tactical operations. The opposing forces (OPFOR) element receives orders to attack the enemy, the area of occupation, or the main supply route (MSR) with smoke.

STANDARD: The OPFOR element disrupts the enemy's movement and smoke operations. 1. Determines the delivery method of the smoke attack. 2. Locates the target. 3. Delivers the smoke attack downwind. 4. Attacks the enemy with smoke, and surge attacks when the enemy responds to the smoke.

TASK: Disrupt Construction of Vehicle Fighting Positions (5-OPFOR-0020)

CONDITION: The opposing forces (OPFOR) element has located the enemy. The priority intelligence requirements (PIR) and other intelligence obtained by OPFOR patrols indicate the enemy is constructing vehicle fighting positions within its defensive area. The OPFOR element has automatic and antiarmor weapons and light mortars.

STANDARD: The OPFOR element attempts to disrupt the enemy's efforts to establish vehicle fighting positions. 1. Locates the defensive area. 2. Surprises the main body. 3. Penetrates the defensive area with squad-size probes. 4. Inflicts casualties on the unit. 5. Destroys vehicles. 6. Disrupts the unit's preparations (prevents or delays beyond the unit's allotted time).

TASK: Disrupt an Engineer Reconnaissance (5-OPFOR-0022)

CONDITION: The enemy is conducting an engineer reconnaissance. The opposing forces (OPFOR) element is positioned along the enemy's route.

STANDARD: The OPFOR element disrupts an engineer reconnaissance. 1. Prevents the unit from meeting its specified time schedule. 2. Forces the unit to deviate from its specified route. 3. Prevents the unit from accomplishing its assigned engineer reconnaissance. 4. Surprises the unit conducting the reconnaissance.

TASK: Conduct Terrorist and Saboteur Attacks (5-OPFOR-0005)

CONDITION: The opposing forces (OPFOR) element dispatches small teams into the enemy's rear area to disrupt combat service support (CSS) operations.

STANDARD: The enemy sustains disrupted command and control (C2), destroyed equipment and supplies, and light casualties. 1. Locates rear support bases and C2 facilities. 2. Delays and disrupts CSS operations through probes. 3. Infiltrates CSS bases to conduct sabotage and terrorist activities. 4. Inflicts light casualties. 5. Destroys supplies and equipment.

TASK: Defend a Minefield (5-OPFOR-0023)

CONDITION: The enemy is conducting a minefield sweeping operation. The opposing forces (OPFOR) element has a minefield placed in the enemy's path. The minefield is under constant observation and fire.

STANDARD: The OPFOR element defends a minefield against an enemy element conducting a minefield sweeping operation. 1. Prevents the unit from detecting the obstacle. 2. Disrupts the minefield sweeping operation. 3. Prevents the unit from conducting the minefield sweeping operation, prevents the unit from moving all personnel through the breach or delays the completion of the minefield sweeping operation for more than 45 minutes.

TASK: Maintain Contact (5-OPFOR-0003)

CONDITION: The opposing forces (OPFOR) element is engaged with enemy base defense forces. The enemy forces are withdrawing under pressure.

STANDARD: The OPFOR element maintains enemy contact while the enemy withdraws. 1. Engages the enemy forces decisively. 2. Advances the OPFOR as the enemy forces withdraw. 3. Inflicts heavy casualties. 4. Captures the members of the enemy force. 5. Captures documents and equipment. 6. Safeguards captured documents, equipment, and personnel.

TASK: Conduct an Ambush (5-OPFOR-0007)

CONDITION: The enemy is moving in a convoy. The opposing forces (OPFOR) element is positioned along the enemy's route.

STANDARD: The OPFOR element inflicts casualties on the enemy and causes vehicle and equipment damage. 1. Prepares an ambush site before the element arrives. 2. Surprises march element forces. 3. Inflicts heavy casualties within the designated kill zone. 4. Inflicts heavy damage to vehicles and equipment within the designated kill zone. 5. Delays the march element from reaching a specified destination for a specified period of time. 6. Withdraws on order. 7. Sustains no casualties. 8. Reports actions to superiors.

TASK: Disrupt a Net Control Station (NCS) (5-OPFOR-0019)

CONDITION: The enemy has established a NCS. The opposing forces (OPFOR) element has radio and jamming equipment.

STANDARD: The OPFOR element attempts to disrupt an NCS. 1. Attempts to locate the radio frequency that the unit is operating on. 2. Attempts to enter the radio net. 3. Attempts to issue "bogus" orders to a unit on the net. 4. Jams the radio frequency and forces the unit to go to an alternate frequency.

TASK: Disrupt Defensive Preparations (5-OPFOR-0018)

CONDITION: The opposing forces (OPFOR) element has located the enemy. Priority intelligence requirements (PIR) and other intelligence requirements obtained by OPFOR patrols indicate that the enemy elements are establishing defensive positions. The OPFOR element has automatic and antiarmor weapons and light mortars.

STANDARD: The OPFOR element disrupts and delays the enemy's defensive preparations. 1. Locates and penetrates the enemy's security system. 2. Forces the enemy to delay defensive preparations. 3. Disrupts the enemy's obstacle preparations.

TASK: Disrupt Enemy Movement and Operations Using Tactical Nuclear Weapons (5-OPFOR-0016)

CONDITION: The opposing forces (OPFOR) element has located the enemy. Priority intelligence requirements (PIR) and other intelligence requirements have been obtained by OPFOR patrols. Tactical nuclear weapons are employed against key locations in the rear area.

STANDARD: The OPFOR element disrupts enemy movement and operations. 1. Disrupts or delays the movement of the enemy's equipment and supplies to the forward areas. 2. Destroys enemy equipment and supplies. 3. Inflicts a high rate of nuclear casualties among the enemy forces. 4. Denies the enemy the use of specified areas. 5. Contaminates the enemy's equipment and supplies.

TASK: Disrupt Quartering Party Operations (5-OPFOR-0017)

CONDITION: The enemy is conducting quartering party operations. It has established an assembly area (AA) but has not moved in the main body.

STANDARD: The opposing forces (OPFOR) element attempts to disrupt quartering party operations and infiltrate the enemy's AA. 1. Locates the quartering party and the AA. 2. Surprises the main body. 3. Penetrates the AA with squad-size probes. 4. Inflicts personnel casualties and vehicle damage. 5. Disrupts the unit's preparations (prevents or delays beyond the unit's allotted time).

TASK: Disrupt Enemy Movement and Operations Using Persistent and Nonpersistent Chemical Weapons (5-OPFOR-0015)

CONDITION: The opposing forces (OPFOR) element has located the enemy. Priority intelligence requirements (PIR) and other intelligence requirements have been obtained by OPFOR patrols. The OPFOR units deliver chemical agents, by means of conventional artillery weapons or aircraft, along selected supply routes and key bases in the rear area.

STANDARD: The OPFOR element disrupts enemy movement and operations using persistent and nonpersistent chemical weapons. 1. Delivers chemical agents in low and densely wooded areas. 2. Delays the movement of enemy supplies and equipment to the forward areas. 3. Restricts the movement of the enemy units in the rear area. 4. Channels the movement of enemy units into predesignated ambush areas. 5. Contaminates enemy supplies and equipment. 6. Inflicts a high rate of casualties on enemy forces.

TASK: Disrupt Movement (5-OPFOR-0014)

CONDITION: The enemy is expected to move through the opposing forces (OPFOR) element's area of operations. The OPFOR element has received an operation order (OPORD) or fragmentary order (FRAGO) to disrupt enemy movement. The enemy has the capability to defend with direct fire and antiarmor weapons.

STANDARD: The OPFOR element delays enemy movement. 1. Delays the element. 2. Forces the element to deviate from its route. 3. Prevents the element from reaching its destination. 4. Surprises the element's main body.

TASK: Counter Passage of Lines (5-OPFOR-0012)

CONDITION: Enemy forces are in defensive positions, but they are expected to attempt passage-of-lines operations. The opposing forces (OPFOR) received orders to disrupt enemy passage-of-lines operations.

STANDARD: The OPFOR element delays or prevents enemy passage of lines. 1. Delays the passage. 2. Prevents the company from moving all personnel through the stationary unit. 3. Engages the main body of either the moving or the stationary unit.

TASK: Disrupt Assembly Area (AA) Activities (5-OPFOR-0013)

CONDITION: Intelligence reports indicate that platoon- and company-size enemy units are operating in the opposing forces (OPFOR) area of operations. Enemy units can defend from AAs with direct fire, antiarmor weapons, and indirect fire. The enemy has close air support (CAS) and nuclear, biological, and chemical (NBC) capabilities.

STANDARD: The OPFOR element locates and disrupts the enemy's AA activities. 1. Locates the element's AA. 2. Probes the AA with squad- or team-size elements. 3. Inflicts more than 5 percent casualties on the element. 4. Disrupts the element's preparations (prevents or delays beyond the element's allotted time).

TASK: Attack (5-OPFOR-0001)

CONDITION: The opposing forces (OPFOR) element has located the enemy. The priority intelligence requirements (PIR) and other intelligence requirements have been obtained by OPFOR patrols. The OPFOR element has automatic and antiarmor weapons and light mortars.

STANDARD: The OPFOR element attempts to seize the terrain, vehicles, or equipment. 1. Develops an attack plan. 2. Surprises the enemy unit's main body. 3. Initiates the attack using a scheme of maneuver that exploits the enemy's flanks, gaps, and weaknesses. 4. Uses covered and concealed routes to approach the enemy forces' flanks, gaps, or weakly held areas. 5. Employs indirect fire to support the attack. 6. Penetrates enemy defenses. 7. Destroys equipment and supplies. 8. Inflicts heavy casualties. 9. Isolates the combat service support (CSS) base by blocking reinforcements. 10. Forces enemy units to displace. 11. Avoids being fixed in one position. 12. Withdraws before the CSS base is reinforced with tactical combat forces.

TASK: Conduct Sniper Operations (5-OPFOR-0006)

CONDITION: The opposing forces (OPFOR) element has assigned snipers (regular or irregular elements) in the enemy's rear area along the main supply route (MSR) and near support sites.

STANDARD: The OPFOR element kills or wounds targets. 1. Sets up a well-concealed location. 2. Engages vehicle drivers or personnel on foot with short bursts of semiautomatic fire. 3. Kills or wounds selected targets. 4. Prevents the position from being discovered by enemy forces. 5. Evacuates the area without being spotted. 6. Reports all specified priority intelligence requirements (PIR) and other intelligence requirements to the OPFOR headquarters (HQ).

TASK: Conduct Air Attacks (5-OPFOR-0002)

CONDITION: The opposing forces (OPFOR) element in the rear area has forwarded the positions of the enemy support sites or the locations of moving elements. The OPFOR aircraft have been dispatched to attack enemy installations or convoys.

STANDARD: The OPFOR element attempts to delay, disrupt, or damage the enemy targets by air. 1. Locates the target (support sites or convoys). 2. Makes attack runs on the designated targets. 3. Inflicts heavy damage to the selected target. 4. Sustains no loss of aircraft. 5. Delays moving the force for more than one hour.

- ELEMENTS:** Section
 Command Section
 Headquarters Detachment
 S1 Section
 S2 and S3 Section
 S4 Section
 Communication Section

TASK: Conduct a Radiological, Chemical, or Biological Reconnaissance or Survey (03-2-3008.05-T01A)
 (FM 3-19)

ITERATION: 1M 2M 3M 4M 5M (Circle)

COMMANDER/LEADER ASSESSMENT: T P U (Circle)

CONDITIONS: The element is conducting operations in an area where nuclear, biological, and chemical (NBC) weapons have been initiated. The commander needs to determine the presence of (or information on) radiological, chemical, or biological hazards in the area of operational concern. This task is always performed in MOPP4.

TASK STANDARDS: The commander and operations section plan a reconnaissance or survey mission for the company's organic reconnaissance element. The plan is issued with two-thirds planning time remaining for the element. The plan must be detailed and feasible for the element to perform. If the situation and location permit, the commander supervises the preparation and execution. The time required to perform this task is increased when conducting it in mission-oriented protection posture (MOPP) 4.

TASK STEPS AND PERFORMANCE MEASURES	GO	NO-GO
<ul style="list-style-type: none"> * 1. The element leader receives and analyses the mission and identifies all unit tasks. * 2. The element leader issues a warning order as soon as possible to subordinate leaders. * 3. The element leader and the operations section make a tentative plan based on mission, enemy, terrain, troops, time available, and civilian considerations (METT-TC) factors. <ul style="list-style-type: none"> a. Planned reconnaissance or survey techniques, locations, turn-back dose rates (radiological missions), decontamination after the reconnaissance or survey, fire support, reporting procedures, logistical support, and leader and signal information. b. Coordinated for intelligence information, air or indirect fire support, and medical support and coordinated its plan with units in the area of operations if necessary. c. Drew, stocked, or coordinated petroleum, oils, and lubricants (POL); ammunition; MOPP gear; Classes II and VII support; and maintenance/recovery/Class IX support for the platoon. * 4. The element leader orders units to start movement, if necessary. * 5. The element leader reconnoiters the operations area and makes a map reconnaissance as a minimum. * 6. The element leader completes the plan and issues the operation order (OPORD) with two-thirds of the total planning time remaining for the platoon. 		

TASK STEPS AND PERFORMANCE MEASURES	GO	NO-GO
<p>* 7. The element leader supervises preparations of the reconnaissance or survey if the location of operations permits. Communications, supply, and maintenance sections assist the platoons with priority maintenance and resupply support.</p> <p>8. The element conducts a tactical road march or executes traveling movement to the reconnaissance or survey site. The reconnaissance or survey element--</p> <ul style="list-style-type: none"> a. Executed a mounted movement technique (traveling, traveling overwatch, or bounding overwatch) or reconnoitered dismounted, as the situation and or mission required. b. Detected and marked the contaminated area, ensuring that the marking signs were facing toward friendly areas. Detected uncontaminated areas and routes. Selected decontamination sites with a water source, cover and concealment, and the physical capacity to hold a site if required to perform reconnaissance for decontamination sites as a mission. c. Determined the limits of the contaminated area. Detected the types of chemical agents or specific levels and types of radiological contamination as required by the mission. <p>9. The headquarters (HQ), if prescribed by the mission, assists the reconnaissance or survey units' recovery operations.</p> <p>*10. The element leader or operations officer, if prescribed by the mission, debriefs returning reconnaissance or survey units and forwards acquired information to higher HQ in NBC 4 or NBC 5 format, if required.</p> <p>*11. The radiological element leaders record, collate, and submit individual and unit radiation exposure status (RES) readings to higher HQ.</p>		

TASK PERFORMANCE / EVALUATION SUMMARY BLOCK							
ITERATION	1M	2M	3M	4M	5M		TOTAL
TOTAL TASK STEPS EVALUATED							
TOTAL TASK STEPS "GO"							
TRAINING STATUS "GO"/"NO-GO"							

"*" indicates a leader task step.

SUPPORTING INDIVIDUAL TASKS: NONE

SUPPORTING COLLECTIVE TASKS

Task Number	Task Title
05-3-0118	Conduct Minesweeping Operations
05-3-0904.05-R01A	Establish Jobsite Security
05-3-0913	Secure and defend unit position (Platoon)
05-3-1220	Conduct Fire and Maneuver Operations
05-3-1232	Secure at a Halt
05-3-1233	Cross a Danger Area (Dismounted)
05-3-1239	Plan and Control Indirect Fire
07-2-1125.05-T01A	Conduct Passage of Lines (Passing/Stationary)

SUPPORTING COLLECTIVE TASKS

Task Number	Task Title
07-2-1301.05-T01A	Conduct a Convoy
07-3-C211.05-T01A	Move Tactically

OPFOR TASKS AND STANDARDS

TASK: Disrupt Assembly Area (AA) Activities (5-OPFOR-0013)

CONDITION: Intelligence reports indicate that platoon- and company-size enemy units are operating in the opposing forces (OPFOR) area of operations. Enemy units can defend from AAs with direct fire, antiarmor weapons, and indirect fire. The enemy has close air support (CAS) and nuclear, biological, and chemical (NBC) capabilities.

STANDARD: The OPFOR element locates and disrupts the enemy's AA activities. 1. Locates the element's AA. 2. Probes the AA with squad- or team-size elements. 3. Inflicts more than 5 percent casualties on the element. 4. Disrupts the element's preparations (prevents or delays beyond the element's allotted time).

TASK: Disrupt Defensive Preparations (5-OPFOR-0018)

CONDITION: The opposing forces (OPFOR) element has located the enemy. Priority intelligence requirements (PIR) and other intelligence requirements obtained by OPFOR patrols indicate that the enemy elements are establishing defensive positions. The OPFOR element has automatic and antiarmor weapons and light mortars.

STANDARD: The OPFOR element disrupts and delays the enemy's defensive preparations. 1. Locates and penetrates the enemy's security system. 2. Forces the enemy to delay defensive preparations. 3. Disrupts the enemy's obstacle preparations.

TASK: Disrupt Movement (5-OPFOR-0014)

CONDITION: The enemy is expected to move through the opposing forces (OPFOR) element's area of operations. The OPFOR element has received an operation order (OPORD) or fragmentary order (FRAGO) to disrupt enemy movement. The enemy has the capability to defend with direct fire and antiarmor weapons.

STANDARD: The OPFOR element delays enemy movement. 1. Delays the element. 2. Forces the element to deviate from its route. 3. Prevents the element from reaching its destination. 4. Surprises the element's main body.

TASK: Conduct Terrorist and Saboteur Attacks (5-OPFOR-0005)

CONDITION: The opposing forces (OPFOR) element dispatches small teams into the enemy's rear area to disrupt combat service support (CSS) operations.

STANDARD: The enemy sustains disrupted command and control (C2), destroyed equipment and supplies, and light casualties. 1. Locates rear support bases and C2 facilities. 2. Delays and disrupts CSS operations through probes. 3. Infiltrates CSS bases to conduct sabotage and terrorist activities. 4. Inflicts light casualties. 5. Destroys supplies and equipment.

TASK: Defeat Obstacles (5-OPFOR-0009)

CONDITION: The opposing forces (OPFOR) element encounters an obstacle that blocks the avenue of approach as it advances upon the enemy forces.

STANDARD: The OPFOR element bypasses or breaches the enemy obstacle. 1. Detects the obstacle before halting its main body. 2. Defeats the obstacle. a. Bypasses the obstacle without entering the engagement areas. b. Breaches the obstacle within 45 minutes and passes its entire force through the obstacle. 3. Does not incur degradation to the point that the mission must be discontinued.

TASK: Disrupt a Route Reconnaissance (5-OPFOR-0021)

CONDITION: The enemy is conducting a route reconnaissance. The opposing forces (OPFOR) element is positioned along the enemy's route.

STANDARD: The OPFOR element attempts to disrupt a squad/section conducting a route reconnaissance. 1. Prevents the unit from meeting its specified time schedule. 2. Forces the unit to deviate from its specified route. 3. Prevents the unit from reaching its assigned destination. 4. Surprises the squad/section. 5. Inflicts casualties on the unit.

TASK: Disrupt a Net Control Station (NCS) (5-OPFOR-0019)

CONDITION: The enemy has established a NCS. The opposing forces (OPFOR) element has radio and jamming equipment.

STANDARD: The OPFOR element attempts to disrupt an NCS. 1. Attempts to locate the radio frequency that the unit is operating on. 2. Attempts to enter the radio net. 3. Attempts to issue "bogus" orders to a unit on the net. 4. Jams the radio frequency and forces the unit to go to an alternate frequency.

TASK: Disrupt Construction of Vehicle Fighting Positions (5-OPFOR-0020)

CONDITION: The opposing forces (OPFOR) element has located the enemy. The priority intelligence requirements (PIR) and other intelligence obtained by OPFOR patrols indicate the enemy is constructing vehicle fighting positions within its defensive area. The OPFOR element has automatic and antiarmor weapons and light mortars.

STANDARD: The OPFOR element attempts to disrupt the enemy's efforts to establish vehicle fighting positions. 1. Locates the defensive area. 2. Surprises the main body. 3. Penetrates the defensive area with squad-size probes. 4. Inflicts casualties on the unit. 5. Destroys vehicles. 6. Disrupts the unit's preparations (prevents or delays beyond the unit's allotted time).

TASK: Conduct an Aerial Reconnaissance (5-OPFOR-0010)

CONDITION: The opposing forces (OPFOR) headquarters (HQ) element requires intelligence on the locations and identification of enemy elements. An aircraft is dispatched to take photographs and make a visual inspection of the enemy rear area.

STANDARD: The OPFOR element gathers photograph intelligence of the enemy. 1. Photographs the assigned sectors. 2. Makes quick visual checks where the ceiling is low. 3. Locates enemy positions in the area, particularly support and storage bases, and command and control (C2) facilities. 4. Sustains no loss of aircraft. 5. Reports priority intelligence requirements (PIR) and other information requirements to the OPFOR HQ.

TASK: Disrupt an Engineer Reconnaissance (5-OPFOR-0022)

CONDITION: The enemy is conducting an engineer reconnaissance. The opposing forces (OPFOR) element is positioned along the enemy's route.

STANDARD: The OPFOR element disrupts an engineer reconnaissance. 1. Prevents the unit from meeting its specified time schedule. 2. Forces the unit to deviate from its specified route. 3. Prevents the unit from accomplishing its assigned engineer reconnaissance. 4. Surprises the unit conducting the reconnaissance.

TASK: Conduct an Attack (5-OPFOR-0008)

CONDITION: The enemy is conducting tactical operations. The opposing forces (OPFOR) element receives orders to attack the enemy, the area of occupation, or the main supply route (MSR) with smoke.

STANDARD: The OPFOR element disrupts the enemy's movement and smoke operations. 1. Determines the delivery method of the smoke attack. 2. Locates the target. 3. Delivers the smoke attack downwind. 4. Attacks the enemy with smoke, and surge attacks when the enemy responds to the smoke.

TASK: Disrupt Quartering Party Operations (5-OPFOR-0017)

CONDITION: The enemy is conducting quartering party operations. It has established an assembly area (AA) but has not moved in the main body.

STANDARD: The opposing forces (OPFOR) element attempts to disrupt quartering party operations and infiltrate the enemy's AA. 1. Locates the quartering party and the AA. 2. Surprises the main body. 3. Penetrates the AA with squad-size probes. 4. Inflicts personnel casualties and vehicle damage. 5. Disrupts the unit's preparations (prevents or delays beyond the unit's allotted time).

TASK: Disrupt Enemy Movement and Operations Using Tactical Nuclear Weapons (5-OPFOR-0016)

CONDITION: The opposing forces (OPFOR) element has located the enemy. Priority intelligence requirements (PIR) and other intelligence requirements have been obtained by OPFOR patrols. Tactical nuclear weapons are employed against key locations in the rear area.

STANDARD: The OPFOR element disrupts enemy movement and operations. 1. Disrupts or delays the movement of the enemy's equipment and supplies to the forward areas. 2. Destroys enemy equipment and supplies. 3. Inflicts a high rate of nuclear casualties among the enemy forces. 4. Denies the enemy the use of specified areas. 5. Contaminates the enemy's equipment and supplies.

TASK: Disrupt Enemy Movement and Operations Using Persistent and Nonpersistent Chemical Weapons (5-OPFOR-0015)

CONDITION: The opposing forces (OPFOR) element has located the enemy. Priority intelligence requirements (PIR) and other intelligence requirements have been obtained by OPFOR patrols. The OPFOR units deliver chemical agents, by means of conventional artillery weapons or aircraft, along selected supply routes and key bases in the rear area.

STANDARD: The OPFOR element disrupts enemy movement and operations using persistent and nonpersistent chemical weapons. 1. Delivers chemical agents in low and densely wooded areas. 2. Delays the movement of enemy supplies and equipment to the forward areas. 3. Restricts the movement of the enemy units in the rear area. 4. Channels the movement of enemy units into predesignated ambush areas. 5. Contaminates enemy supplies and equipment. 6. Inflicts a high rate of casualties on enemy forces.

TASK: Counter Passage of Lines (5-OPFOR-0012)

CONDITION: Enemy forces are in defensive positions, but they are expected to attempt passage-of-lines operations. The opposing forces (OPFOR) received orders to disrupt enemy passage-of-lines operations.

STANDARD: The OPFOR element delays or prevents enemy passage of lines. 1. Delays the passage. 2. Prevents the company from moving all personnel through the stationary unit. 3. Engages the main body of either the moving or the stationary unit.

TASK: Conduct Air Attacks (5-OPFOR-0002)

CONDITION: The opposing forces (OPFOR) element in the rear area has forwarded the positions of the enemy support sites or the locations of moving elements. The OPFOR aircraft have been dispatched to attack enemy installations or convoys.

STANDARD: The OPFOR element attempts to delay, disrupt, or damage the enemy targets by air. 1. Locates the target (support sites or convoys). 2. Makes attack runs on the designated targets. 3. Inflicts heavy damage to the selected target. 4. Sustains no loss of aircraft. 5. Delays moving the force for more than one hour.

TASK: Surrender to the Capturing Unit on the Battlefield (5-OPFOR-0024)

CONDITION: The enemy has captured the opposing forces (OPFOR) element's soldiers, documents, and equipment sensitive to the OPFOR tactical operations.

STANDARD: The OPFOR soldiers retain or destroy documents and equipment. The OPFOR element surrenders documents and equipment of no tactical use to the enemy and attempts to conceal or destroy items of tactical value. The OPFOR element attempts escape and evasion. 1. Prevents the successful capture of documents and equipment. 2. Destroys documents and equipment. 3. Removes identifying markings from equipment. 4. Removes unit-identifying insignia. 5. Provides misleading information. 6. Plans an escape. 7. Delays movement to the nearest collection point. 8. Prevents safeguarding of enemy prisoners of war (EPWs) in order to cause embarrassment to the United States (US).

TASK: Conduct a Raid (5-OPFOR-0004)

CONDITION: The opposing forces (OPFOR) element has occupied an objective rally point and has orders to conduct a raid on a combat service support (CSS) base.

STANDARD: The OPFOR element infiltrates the enemy's base and destroys all of the targets. 1. Surprises the enemy forces. 2. Assaults the support base and accomplishes the assigned tasks. 3. Destroys the specified equipment and supplies. 4. Avoids being decisively engaged. 5. Withdraws all personnel from the objective areas within the time prescribed. 6. Obtains all priority intelligence requirements (PIR) from the raid site. 7. Sustains only light casualties from enemy fire.

TASK: Attack (5-OPFOR-0001)

CONDITION: The opposing forces (OPFOR) element has located the enemy. The priority intelligence requirements (PIR) and other intelligence requirements have been obtained by OPFOR patrols. The OPFOR element has automatic and antiarmor weapons and light mortars.

STANDARD: The OPFOR element attempts to seize the terrain, vehicles, or equipment. 1. Develops an attack plan. 2. Surprises the enemy unit's main body. 3. Initiates the attack using a scheme of maneuver that exploits the enemy's flanks, gaps, and weaknesses. 4. Uses covered and concealed routes to approach the enemy forces' flanks, gaps, or weakly held areas. 5. Employs indirect fire to support the attack. 6. Penetrates enemy defenses. 7. Destroys equipment and supplies. 8. Inflicts heavy casualties. 9. Isolates the combat service support (CSS) base by blocking reinforcements. 10. Forces enemy units to displace. 11. Avoids being fixed in one position. 12. Withdraws before the CSS base is reinforced with tactical combat forces.

TASK: Conduct Sniper Operations (5-OPFOR-0006)

CONDITION: The opposing forces (OPFOR) element has assigned snipers (regular or irregular elements) in the enemy's rear area along the main supply route (MSR) and near support sites.

STANDARD: The OPFOR element kills or wounds targets. 1. Sets up a well-concealed location. 2. Engages vehicle drivers or personnel on foot with short bursts of semiautomatic fire. 3. Kills or wounds selected targets. 4. Prevents the position from being discovered by enemy forces. 5. Evacuates the area without being spotted. 6. Reports all specified priority intelligence requirements (PIR) and other intelligence requirements to the OPFOR headquarters (HQ).

TASK: Defend a Minefield (5-OPFOR-0023)

CONDITION: The enemy is conducting a minefield sweeping operation. The opposing forces (OPFOR) element has a minefield placed in the enemy's path. The minefield is under constant observation and fire.

STANDARD: The OPFOR element defends a minefield against an enemy element conducting a minefield sweeping operation. 1. Prevents the unit from detecting the obstacle. 2. Disrupts the minefield sweeping operation. 3. Prevents the unit from conducting the minefield sweeping operation, prevents the unit from moving all personnel through the breach or delays the completion of the minefield sweeping operation for more than 45 minutes.

TASK: Conduct an Ambush (5-OPFOR-0007)

CONDITION: The enemy is moving in a convoy. The opposing forces (OPFOR) element is positioned along the enemy's route.

STANDARD: The OPFOR element inflicts casualties on the enemy and causes vehicle and equipment damage. 1. Prepares an ambush site before the element arrives. 2. Surprises march element forces. 3. Inflicts heavy casualties within the designated kill zone. 4. Inflicts heavy damage to vehicles and equipment within the designated kill zone. 5. Delays the march element from reaching a specified destination for a specified period of time. 6. Withdraws on order. 7. Sustains no casualties. 8. Reports actions to superiors.

TASK: Maintain Contact (5-OPFOR-0003)

CONDITION: The opposing forces (OPFOR) element is engaged with enemy base defense forces. The enemy forces are withdrawing under pressure.

STANDARD: The OPFOR element maintains enemy contact while the enemy withdraws. 1. Engages the enemy forces decisively. 2. Advances the OPFOR as the enemy forces withdraw. 3. Inflicts heavy casualties. 4. Captures the members of the enemy force. 5. Captures documents and equipment. 6. Safeguards captured documents, equipment, and personnel.

- ELEMENTS:** Section
 Command Section
 Headquarters Detachment
 S1 Section
 S2 and S3 Section
 S4 Section
 Communication Section

TASK: Prepare for Operations under Nuclear, Biological, and Chemical (NBC) Conditions (03-3-C201.05-T01A)
 (FM 3-100) (FM 3-11) (FM 3-3)
 (FM 3-4)

ITERATION: 1M 2M 3M 4M 5M (Circle)

COMMANDER/LEADER ASSESSMENT: T P U (Circle)

CONDITIONS: Higher headquarters (HQ) informs the unit that opposing forces (OPFOR) are conducting NBC warfare in the area. NBC equipment has been issued. Soldiers carry protective masks with their load-carrying equipment (LCE), having mission-oriented protection posture (MOPP) gear readily available (within the work area). This task is always performed in MOPP4.

TASK STANDARDS: The unit uses collective protection or takes measures to limit the effects of NBC attacks and/or contamination and continues the mission. The time required to perform this task is increased when conducting it in mission-oriented protection posture (MOPP) 4.

TASK STEPS AND PERFORMANCE MEASURES	GO	NO-GO
<p>* 1. The element leader checks accountability and serviceability of NBC defense equipment.</p> <ul style="list-style-type: none"> a. Ensured that NBC detection equipment was issued to trained operators. b. Ensured that NBC detection equipment was employed and operating within 15 minutes. c. Identified equipment shortages. d. Took action to obtain replacement equipment. <p>2. The element assumes MOPP levels as directed by higher HQ or as the NBC situation dictates and is prepared to operate at the time specified in the operation order (OPORD).</p> <ul style="list-style-type: none"> a. Donned masks and hoods within 15 seconds. b. Assumed MOPP 4 within 8 minutes. <p>3. Soldiers take actions to protect themselves against an NBC attack.</p> <ul style="list-style-type: none"> a. Set up and used collective-protective shelters (if available). b. Prepared protective shelters, such as foxholes with overhead cover. <p>* 4. The element leader adjusts the MOPP level using MOPP analysis.</p> <ul style="list-style-type: none"> a. Received and analyzed the enemy NBC threat capability. Took the following into consideration: <ul style="list-style-type: none"> (1) Was the unit targeted or could it be targeted? (2) Did the enemy have the capability to deliver chemical or nuclear weapons? (3) When or where could the enemy most likely deliver the chemical or nuclear weapons? b. Collected and analyzed weather data. Took the following into consideration: 		

TASK STEPS AND PERFORMANCE MEASURES	GO	NO-GO
(1) Was it day or night? (2) What were the current weather conditions (see chemical downwind message [CDM] or weather report)? (3) What were weather conditions two, four, and six hours in the future (see CDM or weather report)? c. Analyzed the element's status and mission. Took the following into consideration: (1) What was the mission? (2) What was the work rate? (3) How long did the work take? (4) What were the training and physical levels of the unit? (5) How long did it take to warn all the soldiers of an NBC attack?		

TASK PERFORMANCE / EVALUATION SUMMARY BLOCK							
ITERATION	1M	2M	3M	4M	5M		TOTAL
TOTAL TASK STEPS EVALUATED							
TOTAL TASK STEPS "GO"							
TRAINING STATUS "GO"/"NO-GO"							

"*" indicates a leader task step.

SUPPORTING INDIVIDUAL TASKS

Task Number	Task Title
031-503-3008	Implement Mission-Oriented Protective Posture

SUPPORTING COLLECTIVE TASKS: NONE

OPFOR TASKS AND STANDARDS

TASK: Disrupt Defensive Preparations (5-OPFOR-0018)

CONDITION: The opposing forces (OPFOR) element has located the enemy. Priority intelligence requirements (PIR) and other intelligence requirements obtained by OPFOR patrols indicate that the enemy elements are establishing defensive positions. The OPFOR element has automatic and antiarmor weapons and light mortars.

STANDARD: The OPFOR element disrupts and delays the enemy's defensive preparations. 1. Locates and penetrates the enemy's security system. 2. Forces the enemy to delay defensive preparations. 3. Disrupts the enemy's obstacle preparations.

TASK: Disrupt Movement (5-OPFOR-0014)

CONDITION: The enemy is expected to move through the opposing forces (OPFOR) element's area of operations. The OPFOR element has received an operation order (OPORD) or fragmentary order (FRAGO) to disrupt enemy movement. The enemy has the capability to defend with direct fire and antiarmor weapons.

STANDARD: The OPFOR element delays enemy movement. 1. Delays the element. 2. Forces the element to deviate from its route. 3. Prevents the element from reaching its destination. 4. Surprises the element's main body.

TASK: Disrupt Assembly Area (AA) Activities (5-OPFOR-0013)

CONDITION: Intelligence reports indicate that platoon- and company-size enemy units are operating in the opposing forces (OPFOR) area of operations. Enemy units can defend from AAs with direct fire, antiarmor weapons, and indirect fire. The enemy has close air support (CAS) and nuclear, biological, and chemical (NBC) capabilities.

STANDARD: The OPFOR element locates and disrupts the enemy's AA activities. 1. Locates the element's AA. 2. Probes the AA with squad- or team-size elements. 3. Inflicts more than 5 percent casualties on the element. 4. Disrupts the element's preparations (prevents or delays beyond the element's allotted time).

TASK: Defeat Obstacles (5-OPFOR-0009)

CONDITION: The opposing forces (OPFOR) element encounters an obstacle that blocks the avenue of approach as it advances upon the enemy forces.

STANDARD: The OPFOR element bypasses or breaches the enemy obstacle. 1. Detects the obstacle before halting its main body. 2. Defeats the obstacle. a. Bypasses the obstacle without entering the engagement areas. b. Breaches the obstacle within 45 minutes and passes its entire force through the obstacle. 3. Does not incur degradation to the point that the mission must be discontinued.

TASK: Disrupt a Route Reconnaissance (5-OPFOR-0021)

CONDITION: The enemy is conducting a route reconnaissance. The opposing forces (OPFOR) element is positioned along the enemy's route.

STANDARD: The OPFOR element attempts to disrupt a squad/section conducting a route reconnaissance. 1. Prevents the unit from meeting its specified time schedule. 2. Forces the unit to deviate from its specified route. 3. Prevents the unit from reaching its assigned destination. 4. Surprises the squad/section. 5. Inflicts casualties on the unit.

TASK: Conduct Terrorist and Saboteur Attacks (5-OPFOR-0005)

CONDITION: The opposing forces (OPFOR) element dispatches small teams into the enemy's rear area to disrupt combat service support (CSS) operations.

STANDARD: The enemy sustains disrupted command and control (C2), destroyed equipment and supplies, and light casualties. 1. Locates rear support bases and C2 facilities. 2. Delays and disrupts CSS operations through probes. 3. Infiltrates CSS bases to conduct sabotage and terrorist activities. 4. Inflicts light casualties. 5. Destroys supplies and equipment.

TASK: Disrupt a Net Control Station (NCS) (5-OPFOR-0019)

CONDITION: The enemy has established a NCS. The opposing forces (OPFOR) element has radio and jamming equipment.

STANDARD: The OPFOR element attempts to disrupt an NCS. 1. Attempts to locate the radio frequency that the unit is operating on. 2. Attempts to enter the radio net. 3. Attempts to issue "bogus" orders to a unit on the net. 4. Jams the radio frequency and forces the unit to go to an alternate frequency.

TASK: Disrupt Construction of Vehicle Fighting Positions (5-OPFOR-0020)

CONDITION: The opposing forces (OPFOR) element has located the enemy. The priority intelligence requirements (PIR) and other intelligence obtained by OPFOR patrols indicate the enemy is constructing vehicle fighting positions within its defensive area. The OPFOR element has automatic and antiarmor weapons and light mortars.

STANDARD: The OPFOR element attempts to disrupt the enemy's efforts to establish vehicle fighting positions. 1. Locates the defensive area. 2. Surprises the main body. 3. Penetrates the defensive area with squad-size probes. 4. Inflicts casualties on the unit. 5. Destroys vehicles. 6. Disrupts the unit's preparations (prevents or delays beyond the unit's allotted time).

TASK: Conduct an Aerial Reconnaissance (5-OPFOR-0010)

CONDITION: The opposing forces (OPFOR) headquarters (HQ) element requires intelligence on the locations and identification of enemy elements. An aircraft is dispatched to take photographs and make a visual inspection of the enemy rear area.

STANDARD: The OPFOR element gathers photograph intelligence of the enemy. 1. Photographs the assigned sectors. 2. Makes quick visual checks where the ceiling is low. 3. Locates enemy positions in the area, particularly support and storage bases, and command and control (C2) facilities. 4. Sustains no loss of aircraft. 5. Reports priority intelligence requirements (PIR) and other information requirements to the OPFOR HQ.

TASK: Disrupt an Engineer Reconnaissance (5-OPFOR-0022)

CONDITION: The enemy is conducting an engineer reconnaissance. The opposing forces (OPFOR) element is positioned along the enemy's route.

STANDARD: The OPFOR element disrupts an engineer reconnaissance. 1. Prevents the unit from meeting its specified time schedule. 2. Forces the unit to deviate from its specified route. 3. Prevents the unit from accomplishing its assigned engineer reconnaissance. 4. Surprises the unit conducting the reconnaissance.

TASK: Conduct an Attack (5-OPFOR-0008)

CONDITION: The enemy is conducting tactical operations. The opposing forces (OPFOR) element receives orders to attack the enemy, the area of occupation, or the main supply route (MSR) with smoke.

STANDARD: The OPFOR element disrupts the enemy's movement and smoke operations. 1. Determines the delivery method of the smoke attack. 2. Locates the target. 3. Delivers the smoke attack downwind. 4. Attacks the enemy with smoke, and surge attacks when the enemy responds to the smoke.

TASK: Disrupt Quartering Party Operations (5-OPFOR-0017)

CONDITION: The enemy is conducting quartering party operations. It has established an assembly area (AA) but has not moved in the main body.

STANDARD: The opposing forces (OPFOR) element attempts to disrupt quartering party operations and infiltrate the enemy's AA. 1. Locates the quartering party and the AA. 2. Surprises the main body. 3. Penetrates the AA with squad-size probes. 4. Inflicts personnel casualties and vehicle damage. 5. Disrupts the unit's preparations (prevents or delays beyond the unit's allotted time).

TASK: Disrupt Enemy Movement and Operations Using Tactical Nuclear Weapons (5-OPFOR-0016)

CONDITION: The opposing forces (OPFOR) element has located the enemy. Priority intelligence requirements (PIR) and other intelligence requirements have been obtained by OPFOR patrols. Tactical nuclear weapons are employed against key locations in the rear area.

STANDARD: The OPFOR element disrupts enemy movement and operations. 1. Disrupts or delays the movement of the enemy's equipment and supplies to the forward areas. 2. Destroys enemy equipment and supplies. 3. Inflicts a high rate of nuclear casualties among the enemy forces. 4. Denies the enemy the use of specified areas. 5. Contaminates the enemy's equipment and supplies.

TASK: Disrupt Enemy Movement and Operations Using Persistent and Nonpersistent Chemical Weapons (5-OPFOR-0015)

CONDITION: The opposing forces (OPFOR) element has located the enemy. Priority intelligence requirements (PIR) and other intelligence requirements have been obtained by OPFOR patrols. The OPFOR units deliver chemical agents, by means of conventional artillery weapons or aircraft, along selected supply routes and key bases in the rear area.

STANDARD: The OPFOR element disrupts enemy movement and operations using persistent and nonpersistent chemical weapons. 1. Delivers chemical agents in low and densely wooded areas. 2. Delays the movement of enemy supplies and equipment to the forward areas. 3. Restricts the movement of the enemy units in the rear area. 4. Channels the movement of enemy units into predesignated ambush areas. 5. Contaminates enemy supplies and equipment. 6. Inflicts a high rate of casualties on enemy forces.

TASK: Counter Passage of Lines (5-OPFOR-0012)

CONDITION: Enemy forces are in defensive positions, but they are expected to attempt passage-of-lines operations. The opposing forces (OPFOR) received orders to disrupt enemy passage-of-lines operations.

STANDARD: The OPFOR element delays or prevents enemy passage of lines. 1. Delays the passage. 2. Prevents the company from moving all personnel through the stationary unit. 3. Engages the main body of either the moving or the stationary unit.

TASK: Conduct Air Attacks (5-OPFOR-0002)

CONDITION: The opposing forces (OPFOR) element in the rear area has forwarded the positions of the enemy support sites or the locations of moving elements. The OPFOR aircraft have been dispatched to attack enemy installations or convoys.

STANDARD: The OPFOR element attempts to delay, disrupt, or damage the enemy targets by air. 1. Locates the target (support sites or convoys). 2. Makes attack runs on the designated targets. 3. Inflicts heavy damage to the selected target. 4. Sustains no loss of aircraft. 5. Delays moving the force for more than one hour.

TASK: Surrender to the Capturing Unit on the Battlefield (5-OPFOR-0024)

CONDITION: The enemy has captured the opposing forces (OPFOR) element's soldiers, documents, and equipment sensitive to the OPFOR tactical operations.

STANDARD: The OPFOR soldiers retain or destroy documents and equipment. The OPFOR element surrenders documents and equipment of no tactical use to the enemy and attempts to conceal or destroy items of tactical value. The OPFOR element attempts escape and evasion. 1. Prevents the successful capture of documents and equipment. 2. Destroys documents and equipment. 3. Removes identifying markings from equipment. 4. Removes unit-identifying insignia. 5. Provides misleading information. 6. Plans an escape. 7. Delays movement to the nearest collection point. 8. Prevents safeguarding of enemy prisoners of war (EPWs) in order to cause embarrassment to the United States (US).

TASK: Conduct a Raid (5-OPFOR-0004)

CONDITION: The opposing forces (OPFOR) element has occupied an objective rally point and has orders to conduct a raid on a combat service support (CSS) base.

STANDARD: The OPFOR element infiltrates the enemy's base and destroys all of the targets. 1. Surprises the enemy forces. 2. Assaults the support base and accomplishes the assigned tasks. 3. Destroys the specified equipment and supplies. 4. Avoids being decisively engaged. 5. Withdraws all personnel from the objective areas within the time prescribed. 6. Obtains all priority intelligence requirements (PIR) from the raid site. 7. Sustains only light casualties from enemy fire.

TASK: Attack (5-OPFOR-0001)

CONDITION: The opposing forces (OPFOR) element has located the enemy. The priority intelligence requirements (PIR) and other intelligence requirements have been obtained by OPFOR patrols. The OPFOR element has automatic and antiarmor weapons and light mortars.

STANDARD: The OPFOR element attempts to seize the terrain, vehicles, or equipment. 1. Develops an attack plan. 2. Surprises the enemy unit's main body. 3. Initiates the attack using a scheme of maneuver that exploits the enemy's flanks, gaps, and weaknesses. 4. Uses covered and concealed routes to approach the enemy forces' flanks, gaps, or weakly held areas. 5. Employs indirect fire to support the attack. 6. Penetrates enemy defenses. 7. Destroys equipment and supplies. 8. Inflicts heavy casualties. 9. Isolates the combat service support (CSS) base by blocking reinforcements. 10. Forces enemy units to displace. 11. Avoids being fixed in one position. 12. Withdraws before the CSS base is reinforced with tactical combat forces.

TASK: Conduct Sniper Operations (5-OPFOR-0006)

CONDITION: The opposing forces (OPFOR) element has assigned snipers (regular or irregular elements) in the enemy's rear area along the main supply route (MSR) and near support sites.

STANDARD: The OPFOR element kills or wounds targets. 1. Sets up a well-concealed location. 2. Engages vehicle drivers or personnel on foot with short bursts of semiautomatic fire. 3. Kills or wounds selected targets. 4. Prevents the position from being discovered by enemy forces. 5. Evacuates the area without being spotted. 6. Reports all specified priority intelligence requirements (PIR) and other intelligence requirements to the OPFOR headquarters (HQ).

TASK: Defend a Minefield (5-OPFOR-0023)

CONDITION: The enemy is conducting a minefield sweeping operation. The opposing forces (OPFOR) element has a minefield placed in the enemy's path. The minefield is under constant observation and fire.

STANDARD: The OPFOR element defends a minefield against an enemy element conducting a minefield sweeping operation. 1. Prevents the unit from detecting the obstacle. 2. Disrupts the minefield sweeping operation. 3. Prevents the unit from conducting the minefield sweeping operation, prevents the unit from moving all personnel through the breach or delays the completion of the minefield sweeping operation for more than 45 minutes.

TASK: Conduct an Ambush (5-OPFOR-0007)

CONDITION: The enemy is moving in a convoy. The opposing forces (OPFOR) element is positioned along the enemy's route.

STANDARD: The OPFOR element inflicts casualties on the enemy and causes vehicle and equipment damage. 1. Prepares an ambush site before the element arrives. 2. Surprises march element forces. 3. Inflicts heavy casualties within the designated kill zone. 4. Inflicts heavy damage to vehicles and equipment within the designated kill zone. 5. Delays the march element from reaching a specified destination for a specified period of time. 6. Withdraws on order. 7. Sustains no casualties. 8. Reports actions to superiors.

TASK: Maintain Contact (5-OPFOR-0003)

CONDITION: The opposing forces (OPFOR) element is engaged with enemy base defense forces. The enemy forces are withdrawing under pressure.

STANDARD: The OPFOR element maintains enemy contact while the enemy withdraws. 1. Engages the enemy forces decisively. 2. Advances the OPFOR as the enemy forces withdraw. 3. Inflicts heavy casualties. 4. Captures the members of the enemy force. 5. Captures documents and equipment. 6. Safeguards captured documents, equipment, and personnel.

- ELEMENTS:** Section
 Command Section
 Headquarters Detachment
 S1 Section
 S2 and S3 Section
 S4 Section
 Communication Section

TASK: Prepare for a Chemical Attack (03-3-C202.05-T01A)
 (FM 3-100) (FM 3-11) (FM 3-4)

ITERATION: 1 2 3 4 5 M (Circle)

COMMANDER/LEADER ASSESSMENT: T P U (Circle)

CONDITIONS: Opposing forces (OPFOR) are conducting chemical warfare or intelligence indicates its use is imminent. Higher headquarters (HQ) directs implementation of actions to minimize casualties and limit contamination. Some iterations of this task should be performed in MOPP4.

TASK STANDARDS: Unit personnel assume mission-oriented protection posture (MOPP) 4 within 8 minutes and complete preparation efforts before the attack or its effects reach their location. The unit protects its personnel, equipment, food, and water and continues its mission. The time required to perform this task is increased when conducting it in mission-oriented protection posture (MOPP) 4.

TASK STEPS AND PERFORMANCE MEASURES	GO	NO-GO
<p>* 1. The element leader issues a warning order.</p> <p>2. Element personnel start defensive preparations for a chemical attack.</p> <ul style="list-style-type: none"> a. Assumed MOPP 4 within 8 minutes after notification. b. Attached M9 detector paper to their right arms, left wrists, either their right or left ankles, and the vehicles. c. Conducted MOPP field sanitation procedures. d. Emplaced chemical-agent alarms upwind of their position. <p>3. Element personnel prepare fighting positions or shelters.</p> <ul style="list-style-type: none"> a. Used existing, natural, or man-made facilities (such as caves, ditches, culverts, and tunnels) as fighting positions and shelters. b. Dug fighting positions and bunkers with overhead cover. <p>NOTE: Fighting positions should have overhead cover consisting of a minimum of 18 inches of soil, if time permits.</p> <p>* 4. The noncommissioned officers (NCOs) check personnel and fighting positions.</p> <ul style="list-style-type: none"> a. Ensured that personnel were at MOPP 4. b. Ensured that individual and element fighting positions were hardened with sandbags and overhead cover. <p>* 5. The element leader takes additional actions consistent with the tactical situation by increasing, decreasing, or modifying the MOPP level as appropriate.</p>		

TASK PERFORMANCE / EVALUATION SUMMARY BLOCK							
ITERATION	1	2	3	4	5	M	TOTAL
TOTAL TASK STEPS EVALUATED							
TOTAL TASK STEPS "GO"							
TRAINING STATUS "GO"/"NO-GO"							

"*" indicates a leader task step.

SUPPORTING INDIVIDUAL TASKS

Task Number	Task Title
031-503-3008	Implement Mission-Oriented Protective Posture

SUPPORTING COLLECTIVE TASKS: NONE

OPFOR TASKS AND STANDARDS

TASK: Defend a Minefield (5-OPFOR-0023)

CONDITION: The enemy is conducting a minefield sweeping operation. The opposing forces (OPFOR) element has a minefield placed in the enemy's path. The minefield is under constant observation and fire.

STANDARD: The OPFOR element defends a minefield against an enemy element conducting a minefield sweeping operation. 1. Prevents the unit from detecting the obstacle. 2. Disrupts the minefield sweeping operation. 3. Prevents the unit from conducting the minefield sweeping operation, prevents the unit from moving all personnel through the breach or delays the completion of the minefield sweeping operation for more than 45 minutes.

TASK: Disrupt Movement (5-OPFOR-0014)

CONDITION: The enemy is expected to move through the opposing forces (OPFOR) element's area of operations. The OPFOR element has received an operation order (OPORD) or fragmentary order (FRAGO) to disrupt enemy movement. The enemy has the capability to defend with direct fire and antiarmor weapons.

STANDARD: The OPFOR element delays enemy movement. 1. Delays the element. 2. Forces the element to deviate from its route. 3. Prevents the element from reaching its destination. 4. Surprises the element's main body.

TASK: Surrender to the Capturing Unit on the Battlefield (5-OPFOR-0024)

CONDITION: The enemy has captured the opposing forces (OPFOR) element's soldiers, documents, and equipment sensitive to the OPFOR tactical operations.

STANDARD: The OPFOR soldiers retain or destroy documents and equipment. The OPFOR element surrenders documents and equipment of no tactical use to the enemy and attempts to conceal or destroy items of tactical value. The OPFOR element attempts escape and evasion. 1. Prevents the successful capture of documents and equipment. 2. Destroys documents and equipment. 3. Removes identifying markings from equipment. 4. Removes unit-identifying insignia. 5. Provides misleading information. 6. Plans an escape. 7. Delays movement to the nearest collection point. 8. Prevents safeguarding of enemy prisoners of war (EPWs) in order to cause embarrassment to the United States (US).

TASK: Disrupt Defensive Preparations (5-OPFOR-0018)

CONDITION: The opposing forces (OPFOR) element has located the enemy. Priority intelligence requirements (PIR) and other intelligence requirements obtained by OPFOR patrols indicate that the enemy elements are establishing defensive positions. The OPFOR element has automatic and antiarmor weapons and light mortars.

STANDARD: The OPFOR element disrupts and delays the enemy's defensive preparations. 1. Locates and penetrates the enemy's security system. 2. Forces the enemy to delay defensive preparations. 3. Disrupts the enemy's obstacle preparations.

TASK: Defeat Obstacles (5-OPFOR-0009)

CONDITION: The opposing forces (OPFOR) element encounters an obstacle that blocks the avenue of approach as it advances upon the enemy forces.

STANDARD: The OPFOR element bypasses or breaches the enemy obstacle. 1. Detects the obstacle before halting its main body. 2. Defeats the obstacle. a. Bypasses the obstacle without entering the engagement areas. b. Breaches the obstacle within 45 minutes and passes its entire force through the obstacle. 3. Does not incur degradation to the point that the mission must be discontinued.

TASK: Disrupt Assembly Area (AA) Activities (5-OPFOR-0013)

CONDITION: Intelligence reports indicate that platoon- and company-size enemy units are operating in the opposing forces (OPFOR) area of operations. Enemy units can defend from AAs with direct fire, antiarmor weapons, and indirect fire. The enemy has close air support (CAS) and nuclear, biological, and chemical (NBC) capabilities.

STANDARD: The OPFOR element locates and disrupts the enemy's AA activities. 1. Locates the element's AA. 2. Probes the AA with squad- or team-size elements. 3. Inflicts more than 5 percent casualties on the element. 4. Disrupts the element's preparations (prevents or delays beyond the element's allotted time).

TASK: Disrupt a Route Reconnaissance (5-OPFOR-0021)

CONDITION: The enemy is conducting a route reconnaissance. The opposing forces (OPFOR) element is positioned along the enemy's route.

STANDARD: The OPFOR element attempts to disrupt a squad/section conducting a route reconnaissance. 1. Prevents the unit from meeting its specified time schedule. 2. Forces the unit to deviate from its specified route. 3. Prevents the unit from reaching its assigned destination. 4. Surprises the squad/section. 5. Inflicts casualties on the unit.

TASK: Conduct Terrorist and Saboteur Attacks (5-OPFOR-0005)

CONDITION: The opposing forces (OPFOR) element dispatches small teams into the enemy's rear area to disrupt combat service support (CSS) operations.

STANDARD: The enemy sustains disrupted command and control (C2), destroyed equipment and supplies, and light casualties. 1. Locates rear support bases and C2 facilities. 2. Delays and disrupts CSS operations through probes. 3. Infiltrates CSS bases to conduct sabotage and terrorist activities. 4. Inflicts light casualties. 5. Destroys supplies and equipment.

TASK: Disrupt a Net Control Station (NCS) (5-OPFOR-0019)

CONDITION: The enemy has established a NCS. The opposing forces (OPFOR) element has radio and jamming equipment.

STANDARD: The OPFOR element attempts to disrupt an NCS. 1. Attempts to locate the radio frequency that the unit is operating on. 2. Attempts to enter the radio net. 3. Attempts to issue "bogus" orders to a unit on the net. 4. Jams the radio frequency and forces the unit to go to an alternate frequency.

TASK: Disrupt Construction of Vehicle Fighting Positions (5-OPFOR-0020)

CONDITION: The opposing forces (OPFOR) element has located the enemy. The priority intelligence requirements (PIR) and other intelligence obtained by OPFOR patrols indicate the enemy is constructing vehicle fighting positions within its defensive area. The OPFOR element has automatic and antiarmor weapons and light mortars.

STANDARD: The OPFOR element attempts to disrupt the enemy's efforts to establish vehicle fighting positions. 1. Locates the defensive area. 2. Surprises the main body. 3. Penetrates the defensive area with squad-size probes. 4. Inflicts casualties on the unit. 5. Destroys vehicles. 6. Disrupts the unit's preparations (prevents or delays beyond the unit's allotted time).

TASK: Conduct an Aerial Reconnaissance (5-OPFOR-0010)

CONDITION: The opposing forces (OPFOR) headquarters (HQ) element requires intelligence on the locations and identification of enemy elements. An aircraft is dispatched to take photographs and make a visual inspection of the enemy rear area.

STANDARD: The OPFOR element gathers photograph intelligence of the enemy. 1. Photographs the assigned sectors. 2. Makes quick visual checks where the ceiling is low. 3. Locates enemy positions in the area, particularly support and storage bases, and command and control (C2) facilities. 4. Sustains no loss of aircraft. 5. Reports priority intelligence requirements (PIR) and other information requirements to the OPFOR HQ.

TASK: Disrupt an Engineer Reconnaissance (5-OPFOR-0022)

CONDITION: The enemy is conducting an engineer reconnaissance. The opposing forces (OPFOR) element is positioned along the enemy's route.

STANDARD: The OPFOR element disrupts an engineer reconnaissance. 1. Prevents the unit from meeting its specified time schedule. 2. Forces the unit to deviate from its specified route. 3. Prevents the unit from accomplishing its assigned engineer reconnaissance. 4. Surprises the unit conducting the reconnaissance.

TASK: Conduct an Attack (5-OPFOR-0008)

CONDITION: The enemy is conducting tactical operations. The opposing forces (OPFOR) element receives orders to attack the enemy, the area of occupation, or the main supply route (MSR) with smoke.

STANDARD: The OPFOR element disrupts the enemy's movement and smoke operations. 1. Determines the delivery method of the smoke attack. 2. Locates the target. 3. Delivers the smoke attack downwind. 4. Attacks the enemy with smoke, and surge attacks when the enemy responds to the smoke.

TASK: Disrupt Quarters Party Operations (5-OPFOR-0017)

CONDITION: The enemy is conducting quarters party operations. It has established an assembly area (AA) but has not moved in the main body.

STANDARD: The opposing forces (OPFOR) element attempts to disrupt quarters party operations and infiltrate the enemy's AA. 1. Locates the quarters party and the AA. 2. Surprises the main body. 3. Penetrates the AA with squad-size probes. 4. Inflicts personnel casualties and vehicle damage. 5. Disrupts the unit's preparations (prevents or delays beyond the unit's allotted time).

TASK: Disrupt Enemy Movement and Operations Using Tactical Nuclear Weapons (5-OPFOR-0016)

CONDITION: The opposing forces (OPFOR) element has located the enemy. Priority intelligence requirements (PIR) and other intelligence requirements have been obtained by OPFOR patrols. Tactical nuclear weapons are employed against key locations in the rear area.

STANDARD: The OPFOR element disrupts enemy movement and operations. 1. Disrupts or delays the movement of the enemy's equipment and supplies to the forward areas. 2. Destroys enemy equipment and supplies. 3. Inflicts a high rate of nuclear casualties among the enemy forces. 4. Denies the enemy the use of specified areas. 5. Contaminates the enemy's equipment and supplies.

TASK: Disrupt Enemy Movement and Operations Using Persistent and Nonpersistent Chemical Weapons (5-OPFOR-0015)

CONDITION: The opposing forces (OPFOR) element has located the enemy. Priority intelligence requirements (PIR) and other intelligence requirements have been obtained by OPFOR patrols. The OPFOR units deliver chemical agents, by means of conventional artillery weapons or aircraft, along selected supply routes and key bases in the rear area.

STANDARD: The OPFOR element disrupts enemy movement and operations using persistent and nonpersistent chemical weapons. 1. Delivers chemical agents in low and densely wooded areas. 2. Delays the movement of enemy supplies and equipment to the forward areas. 3. Restricts the movement of the enemy units in the rear area. 4. Channels the movement of enemy units into predesignated ambush areas. 5. Contaminates enemy supplies and equipment. 6. Inflicts a high rate of casualties on enemy forces.

TASK: Counter Passage of Lines (5-OPFOR-0012)

CONDITION: Enemy forces are in defensive positions, but they are expected to attempt passage-of-lines operations. The opposing forces (OPFOR) received orders to disrupt enemy passage-of-lines operations.

STANDARD: The OPFOR element delays or prevents enemy passage of lines. 1. Delays the passage. 2. Prevents the company from moving all personnel through the stationary unit. 3. Engages the main body of either the moving or the stationary unit.

TASK: Conduct Air Attacks (5-OPFOR-0002)

CONDITION: The opposing forces (OPFOR) element in the rear area has forwarded the positions of the enemy support sites or the locations of moving elements. The OPFOR aircraft have been dispatched to attack enemy installations or convoys.

STANDARD: The OPFOR element attempts to delay, disrupt, or damage the enemy targets by air. 1. Locates the target (support sites or convoys). 2. Makes attack runs on the designated targets. 3. Inflicts heavy damage to the selected target. 4. Sustains no loss of aircraft. 5. Delays moving the force for more than one hour.

TASK: Conduct a Raid (5-OPFOR-0004)

CONDITION: The opposing forces (OPFOR) element has occupied an objective rally point and has orders to conduct a raid on a combat service support (CSS) base.

STANDARD: The OPFOR element infiltrates the enemy's base and destroys all of the targets. 1. Surprises the enemy forces. 2. Assaults the support base and accomplishes the assigned tasks. 3. Destroys the specified equipment and supplies. 4. Avoids being decisively engaged. 5. Withdraws all personnel from the objective areas within the time prescribed. 6. Obtains all priority intelligence requirements (PIR) from the raid site. 7. Sustains only light casualties from enemy fire.

TASK: Attack (5-OPFOR-0001)

CONDITION: The opposing forces (OPFOR) element has located the enemy. The priority intelligence requirements (PIR) and other intelligence requirements have been obtained by OPFOR patrols. The OPFOR element has automatic and antiarmor weapons and light mortars.

STANDARD: The OPFOR element attempts to seize the terrain, vehicles, or equipment. 1. Develops an attack plan. 2. Surprises the enemy unit's main body. 3. Initiates the attack using a scheme of maneuver that exploits the enemy's flanks, gaps, and weaknesses. 4. Uses covered and concealed routes to approach the enemy forces' flanks, gaps, or weakly held areas. 5. Employs indirect fire to support the attack. 6. Penetrates enemy defenses. 7. Destroys equipment and supplies. 8. Inflicts heavy casualties. 9. Isolates the combat service support (CSS) base by blocking reinforcements. 10. Forces enemy units to displace. 11. Avoids being fixed in one position. 12. Withdraws before the CSS base is reinforced with tactical combat forces.

TASK: Conduct Sniper Operations (5-OPFOR-0006)

CONDITION: The opposing forces (OPFOR) element has assigned snipers (regular or irregular elements) in the enemy's rear area along the main supply route (MSR) and near support sites.

STANDARD: The OPFOR element kills or wounds targets. 1. Sets up a well-concealed location. 2. Engages vehicle drivers or personnel on foot with short bursts of semiautomatic fire. 3. Kills or wounds selected targets. 4. Prevents the position from being discovered by enemy forces. 5. Evacuates the area without being spotted. 6. Reports all specified priority intelligence requirements (PIR) and other intelligence requirements to the OPFOR headquarters (HQ).

TASK: Maintain Contact (5-OPFOR-0003)

CONDITION: The opposing forces (OPFOR) element is engaged with enemy base defense forces. The enemy forces are withdrawing under pressure.

STANDARD: The OPFOR element maintains enemy contact while the enemy withdraws. 1. Engages the enemy forces decisively. 2. Advances the OPFOR as the enemy forces withdraw. 3. Inflicts heavy casualties. 4. Captures the members of the enemy force. 5. Captures documents and equipment. 6. Safeguards captured documents, equipment, and personnel.

TASK: Conduct an Ambush (5-OPFOR-0007)

CONDITION: The enemy is moving in a convoy. The opposing forces (OPFOR) element is positioned along the enemy's route.

STANDARD: The OPFOR element inflicts casualties on the enemy and causes vehicle and equipment damage. 1. Prepares an ambush site before the element arrives. 2. Surprises march element forces. 3. Inflicts heavy casualties within the designated kill zone. 4. Inflicts heavy damage to vehicles and equipment within the designated kill zone. 5. Delays the march element from reaching a specified destination for a specified period of time. 6. Withdraws on order. 7. Sustains no casualties. 8. Reports actions to superiors.

ELEMENTS: Section
 Command Section
 Headquarters Detachment
 S1 Section
 S2 and S3 Section
 S4 Section
 Communication Section

TASK: Respond to a Chemical Attack (03-3-C203.05-T01A)
 (FM 3-4) (FM 3-100) (FM 3-11)
 (FM 3-3) (FM 3-5)

ITERATION: 1M 2M 3M 4M 5M (Circle)

COMMANDER/LEADER ASSESSMENT: T P U (Circle)

CONDITIONS: The unit is deployed in mission-oriented protection posture (MOPP) 2. Intelligence indicates that opposing forces (OPFOR) have initiated chemical warfare. The automatic alarm sounds or the detector paper changes color, causing the unit to react. This task is always performed in MOPP4.

TASK STANDARDS: The soldiers sound the alarm (vocal or nonvocal), immediately assume MOPP 4, and use available shelter to prevent further exposure to contamination. The unit reacts to the chemical alarm within 9 seconds. The time required to perform this task is increased when conducting it in mission-oriented protection posture (MOPP 4).

TASK STEPS AND PERFORMANCE MEASURES	GO	NO-GO
<p>* 1. Element leaders ensure that soldiers react to the sound of the chemical-agent alarm or recognize the indicators for a chemical or biological attack.</p> <ul style="list-style-type: none"> a. Gave the alarm (vocal or nonvocal). b. Ensured that soldiers put on their protective masks within 9 seconds. c. Assumed MOPP 4 as soon as possible. d. Sought additional shelter, if available. e. Administered a nerve-agent antidote (buddy aid) to other soldiers with symptoms of nerve-agent poisoning (if applicable). f. Administered nerve-agent antidotes to selves (if applicable). g. Checked soldiers to ensure that protective measures were followed. <p>2. Soldiers take additional protective measures.</p> <ul style="list-style-type: none"> a. Protected exposed equipment and supplies. b. Monitored the area by testing it with detector kits. c. Used prevention procedures, such as marking contaminated areas. <p>3. Soldiers conduct immediate decontamination.</p> <ul style="list-style-type: none"> a. Conducted skin decontamination. b. Wiped down personal equipment with M291 or M280 decontamination kits. c. Conducted operator's spray-down of equipment. <p>* 4. Element leaders initiate unmasking procedures and report to higher headquarters (HQ).</p> <ul style="list-style-type: none"> a. Ensured that casualties were provided with medical care. b. Reported casualties. c. Submitted a nuclear, biological, and chemical (NBC) 1 report to higher HQ immediately. d. Continued the mission or requested movement to an alternate location. 		

TASK PERFORMANCE / EVALUATION SUMMARY BLOCK							
ITERATION	1M	2M	3M	4M	5M		TOTAL
TOTAL TASK STEPS EVALUATED							
TOTAL TASK STEPS "GO"							
TRAINING STATUS "GO"/"NO-GO"							

"*" indicates a leader task step.

SUPPORTING INDIVIDUAL TASKS

Task Number	Task Title
081-831-1000	Evaluate a Casualty
081-831-1030	Administer Nerve Agent Antidote to Self (Self-Aid)
081-831-1031	Administer First Aid to a Nerve Agent Casualty (Buddy-Aid)

SUPPORTING COLLECTIVE TASKS

Task Number	Task Title
12-1-0403.05-T01A	Report Casualties

OPFOR TASKS AND STANDARDS

TASK: Defend a Minefield (5-OPFOR-0023)

CONDITION: The enemy is conducting a minefield sweeping operation. The opposing forces (OPFOR) element has a minefield placed in the enemy's path. The minefield is under constant observation and fire.

STANDARD: The OPFOR element defends a minefield against an enemy element conducting a minefield sweeping operation. 1. Prevents the unit from detecting the obstacle. 2. Disrupts the minefield sweeping operation. 3. Prevents the unit from conducting the minefield sweeping operation, prevents the unit from moving all personnel through the breach or delays the completion of the minefield sweeping operation for more than 45 minutes.

TASK: Disrupt Movement (5-OPFOR-0014)

CONDITION: The enemy is expected to move through the opposing forces (OPFOR) element's area of operations. The OPFOR element has received an operation order (OPORD) or fragmentary order (FRAGO) to disrupt enemy movement. The enemy has the capability to defend with direct fire and antiarmor weapons.

STANDARD: The OPFOR element delays enemy movement. 1. Delays the element. 2. Forces the element to deviate from its route. 3. Prevents the element from reaching its destination. 4. Surprises the element's main body.

TASK: Disrupt Defensive Preparations (5-OPFOR-0018)

CONDITION: The opposing forces (OPFOR) element has located the enemy. Priority intelligence requirements (PIR) and other intelligence requirements obtained by OPFOR patrols indicate that the enemy elements are establishing defensive positions. The OPFOR element has automatic and antiarmor weapons and light mortars.

STANDARD: The OPFOR element disrupts and delays the enemy's defensive preparations. 1. Locates and penetrates the enemy's security system. 2. Forces the enemy to delay defensive preparations. 3. Disrupts the enemy's obstacle preparations.

TASK: Surrender to the Capturing Unit on the Battlefield (5-OPFOR-0024)

CONDITION: The enemy has captured the opposing forces (OPFOR) element's soldiers, documents, and equipment sensitive to the OPFOR tactical operations.

STANDARD: The OPFOR soldiers retain or destroy documents and equipment. The OPFOR element surrenders documents and equipment of no tactical use to the enemy and attempts to conceal or destroy items of tactical value. The OPFOR element attempts escape and evasion. 1. Prevents the successful capture of documents and equipment. 2. Destroys documents and equipment. 3. Removes identifying markings from equipment. 4. Removes unit-identifying insignia. 5. Provides misleading information. 6. Plans an escape. 7. Delays movement to the nearest collection point. 8. Prevents safeguarding of enemy prisoners of war (EPWs) in order to cause embarrassment to the United States (US).

TASK: Defeat Obstacles (5-OPFOR-0009)

CONDITION: The opposing forces (OPFOR) element encounters an obstacle that blocks the avenue of approach as it advances upon the enemy forces.

STANDARD: The OPFOR element bypasses or breaches the enemy obstacle. 1. Detects the obstacle before halting its main body. 2. Defeats the obstacle. a. Bypasses the obstacle without entering the engagement areas. b. Breaches the obstacle within 45 minutes and passes its entire force through the obstacle. 3. Does not incur degradation to the point that the mission must be discontinued.

TASK: Disrupt Assembly Area (AA) Activities (5-OPFOR-0013)

CONDITION: Intelligence reports indicate that platoon- and company-size enemy units are operating in the opposing forces (OPFOR) area of operations. Enemy units can defend from AAs with direct fire, antiarmor weapons, and indirect fire. The enemy has close air support (CAS) and nuclear, biological, and chemical (NBC) capabilities.

STANDARD: The OPFOR element locates and disrupts the enemy's AA activities. 1. Locates the element's AA. 2. Probes the AA with squad- or team-size elements. 3. Inflicts more than 5 percent casualties on the element. 4. Disrupts the element's preparations (prevents or delays beyond the element's allotted time).

TASK: Disrupt a Route Reconnaissance (5-OPFOR-0021)

CONDITION: The enemy is conducting a route reconnaissance. The opposing forces (OPFOR) element is positioned along the enemy's route.

STANDARD: The OPFOR element attempts to disrupt a squad/section conducting a route reconnaissance. 1. Prevents the unit from meeting its specified time schedule. 2. Forces the unit to deviate from its specified route. 3. Prevents the unit from reaching its assigned destination. 4. Surprises the squad/section. 5. Inflicts casualties on the unit.

TASK: Conduct Terrorist and Saboteur Attacks (5-OPFOR-0005)

CONDITION: The opposing forces (OPFOR) element dispatches small teams into the enemy's rear area to disrupt combat service support (CSS) operations.

STANDARD: The enemy sustains disrupted command and control (C2), destroyed equipment and supplies, and light casualties. 1. Locates rear support bases and C2 facilities. 2. Delays and disrupts CSS operations through probes. 3. Infiltrates CSS bases to conduct sabotage and terrorist activities. 4. Inflicts light casualties. 5. Destroys supplies and equipment.

TASK: Disrupt a Net Control Station (NCS) (5-OPFOR-0019)

CONDITION: The enemy has established a NCS. The opposing forces (OPFOR) element has radio and jamming equipment.

STANDARD: The OPFOR element attempts to disrupt an NCS. 1. Attempts to locate the radio frequency that the unit is operating on. 2. Attempts to enter the radio net. 3. Attempts to issue "bogus" orders to a unit on the net. 4. Jams the radio frequency and forces the unit to go to an alternate frequency.

TASK: Disrupt Construction of Vehicle Fighting Positions (5-OPFOR-0020)

CONDITION: The opposing forces (OPFOR) element has located the enemy. The priority intelligence requirements (PIR) and other intelligence obtained by OPFOR patrols indicate the enemy is constructing vehicle fighting positions within its defensive area. The OPFOR element has automatic and antiarmor weapons and light mortars.

STANDARD: The OPFOR element attempts to disrupt the enemy's efforts to establish vehicle fighting positions. 1. Locates the defensive area. 2. Surprises the main body. 3. Penetrates the defensive area with squad-size probes. 4. Inflicts casualties on the unit. 5. Destroys vehicles. 6. Disrupts the unit's preparations (prevents or delays beyond the unit's allotted time).

TASK: Conduct an Aerial Reconnaissance (5-OPFOR-0010)

CONDITION: The opposing forces (OPFOR) headquarters (HQ) element requires intelligence on the locations and identification of enemy elements. An aircraft is dispatched to take photographs and make a visual inspection of the enemy rear area.

STANDARD: The OPFOR element gathers photograph intelligence of the enemy. 1. Photographs the assigned sectors. 2. Makes quick visual checks where the ceiling is low. 3. Locates enemy positions in the area, particularly support and storage bases, and command and control (C2) facilities. 4. Sustains no loss of aircraft. 5. Reports priority intelligence requirements (PIR) and other information requirements to the OPFOR HQ.

TASK: Disrupt an Engineer Reconnaissance (5-OPFOR-0022)

CONDITION: The enemy is conducting an engineer reconnaissance. The opposing forces (OPFOR) element is positioned along the enemy's route.

STANDARD: The OPFOR element disrupts an engineer reconnaissance. 1. Prevents the unit from meeting its specified time schedule. 2. Forces the unit to deviate from its specified route. 3. Prevents the unit from accomplishing its assigned engineer reconnaissance. 4. Surprises the unit conducting the reconnaissance.

TASK: Conduct an Attack (5-OPFOR-0008)

CONDITION: The enemy is conducting tactical operations. The opposing forces (OPFOR) element receives orders to attack the enemy, the area of occupation, or the main supply route (MSR) with smoke.

STANDARD: The OPFOR element disrupts the enemy's movement and smoke operations. 1. Determines the delivery method of the smoke attack. 2. Locates the target. 3. Delivers the smoke attack downwind. 4. Attacks the enemy with smoke, and surge attacks when the enemy responds to the smoke.

TASK: Disrupt Quartering Party Operations (5-OPFOR-0017)

CONDITION: The enemy is conducting quartering party operations. It has established an assembly area (AA) but has not moved in the main body.

STANDARD: The opposing forces (OPFOR) element attempts to disrupt quartering party operations and infiltrate the enemy's AA. 1. Locates the quartering party and the AA. 2. Surprises the main body. 3. Penetrates the AA with squad-size probes. 4. Inflicts personnel casualties and vehicle damage. 5. Disrupts the unit's preparations (prevents or delays beyond the unit's allotted time).

TASK: Disrupt Enemy Movement and Operations Using Tactical Nuclear Weapons (5-OPFOR-0016)

CONDITION: The opposing forces (OPFOR) element has located the enemy. Priority intelligence requirements (PIR) and other intelligence requirements have been obtained by OPFOR patrols. Tactical nuclear weapons are employed against key locations in the rear area.

STANDARD: The OPFOR element disrupts enemy movement and operations. 1. Disrupts or delays the movement of the enemy's equipment and supplies to the forward areas. 2. Destroys enemy equipment and supplies. 3. Inflicts a high rate of nuclear casualties among the enemy forces. 4. Denies the enemy the use of specified areas. 5. Contaminates the enemy's equipment and supplies.

TASK: Disrupt Enemy Movement and Operations Using Persistent and Nonpersistent Chemical Weapons (5-OPFOR-0015)

CONDITION: The opposing forces (OPFOR) element has located the enemy. Priority intelligence requirements (PIR) and other intelligence requirements have been obtained by OPFOR patrols. The OPFOR units deliver chemical agents, by means of conventional artillery weapons or aircraft, along selected supply routes and key bases in the rear area.

STANDARD: The OPFOR element disrupts enemy movement and operations using persistent and nonpersistent chemical weapons. 1. Delivers chemical agents in low and densely wooded areas. 2. Delays the movement of enemy supplies and equipment to the forward areas. 3. Restricts the movement of the enemy units in the rear area. 4. Channels the movement of enemy units into predesignated ambush areas. 5. Contaminates enemy supplies and equipment. 6. Inflicts a high rate of casualties on enemy forces.

TASK: Counter Passage of Lines (5-OPFOR-0012)

CONDITION: Enemy forces are in defensive positions, but they are expected to attempt passage-of-lines operations. The opposing forces (OPFOR) received orders to disrupt enemy passage-of-lines operations.

STANDARD: The OPFOR element delays or prevents enemy passage of lines. 1. Delays the passage. 2. Prevents the company from moving all personnel through the stationary unit. 3. Engages the main body of either the moving or the stationary unit.

TASK: Conduct Air Attacks (5-OPFOR-0002)

CONDITION: The opposing forces (OPFOR) element in the rear area has forwarded the positions of the enemy support sites or the locations of moving elements. The OPFOR aircraft have been dispatched to attack enemy installations or convoys.

STANDARD: The OPFOR element attempts to delay, disrupt, or damage the enemy targets by air. 1. Locates the target (support sites or convoys). 2. Makes attack runs on the designated targets. 3. Inflicts heavy damage to the selected target. 4. Sustains no loss of aircraft. 5. Delays moving the force for more than one hour.

TASK: Conduct a Raid (5-OPFOR-0004)

CONDITION: The opposing forces (OPFOR) element has occupied an objective rally point and has orders to conduct a raid on a combat service support (CSS) base.

STANDARD: The OPFOR element infiltrates the enemy's base and destroys all of the targets. 1. Surprises the enemy forces. 2. Assaults the support base and accomplishes the assigned tasks. 3. Destroys the specified equipment and supplies. 4. Avoids being decisively engaged. 5. Withdraws all personnel from the objective areas within the time prescribed. 6. Obtains all priority intelligence requirements (PIR) from the raid site. 7. Sustains only light casualties from enemy fire.

TASK: Attack (5-OPFOR-0001)

CONDITION: The opposing forces (OPFOR) element has located the enemy. The priority intelligence requirements (PIR) and other intelligence requirements have been obtained by OPFOR patrols. The OPFOR element has automatic and antiarmor weapons and light mortars.

STANDARD: The OPFOR element attempts to seize the terrain, vehicles, or equipment. 1. Develops an attack plan. 2. Surprises the enemy unit's main body. 3. Initiates the attack using a scheme of maneuver that exploits the enemy's flanks, gaps, and weaknesses. 4. Uses covered and concealed routes to approach the enemy forces' flanks, gaps, or weakly held areas. 5. Employs indirect fire to support the attack. 6. Penetrates enemy defenses. 7. Destroys equipment and supplies. 8. Inflicts heavy casualties. 9. Isolates the combat service support (CSS) base by blocking reinforcements. 10. Forces enemy units to displace. 11. Avoids being fixed in one position. 12. Withdraws before the CSS base is reinforced with tactical combat forces.

TASK: Conduct Sniper Operations (5-OPFOR-0006)

CONDITION: The opposing forces (OPFOR) element has assigned snipers (regular or irregular elements) in the enemy's rear area along the main supply route (MSR) and near support sites.

STANDARD: The OPFOR element kills or wounds targets. 1. Sets up a well-concealed location. 2. Engages vehicle drivers or personnel on foot with short bursts of semiautomatic fire. 3. Kills or wounds selected targets. 4. Prevents the position from being discovered by enemy forces. 5. Evacuates the area without being spotted. 6. Reports all specified priority intelligence requirements (PIR) and other intelligence requirements to the OPFOR headquarters (HQ).

TASK: Maintain Contact (5-OPFOR-0003)

CONDITION: The opposing forces (OPFOR) element is engaged with enemy base defense forces. The enemy forces are withdrawing under pressure.

STANDARD: The OPFOR element maintains enemy contact while the enemy withdraws. 1. Engages the enemy forces decisively. 2. Advances the OPFOR as the enemy forces withdraw. 3. Inflicts heavy casualties. 4. Captures the members of the enemy force. 5. Captures documents and equipment. 6. Safeguards captured documents, equipment, and personnel.

TASK: Conduct an Ambush (5-OPFOR-0007)

CONDITION: The enemy is moving in a convoy. The opposing forces (OPFOR) element is positioned along the enemy's route.

STANDARD: The OPFOR element inflicts casualties on the enemy and causes vehicle and equipment damage. 1. Prepares an ambush site before the element arrives. 2. Surprises march element forces. 3. Inflicts heavy casualties within the designated kill zone. 4. Inflicts heavy damage to vehicles and equipment within the designated kill zone. 5. Delays the march element from reaching a specified destination for a specified period of time. 6. Withdraws on order. 7. Sustains no casualties. 8. Reports actions to superiors.

- ELEMENTS:** Section
 Command Section
 Headquarters Detachment
 S1 Section
 S2 and S3 Section
 S4 Section
 Communication Section

TASK: Cross a Radiologically Contaminated Area (03-3-C208.05-T01A)
 (FM 3-3) (FM 3-100) (FM 3-11)
 (FM 3-4)

ITERATION: 1M 2M 3M 4M 5M (Circle)

COMMANDER/LEADER ASSESSMENT: T P U (Circle)

CONDITIONS: The unit receives orders to cross a radiologically contaminated area. The approximate boundaries of the area are known or marked. This task is always performed in MOPP4.

TASK STANDARDS: The unit crosses the contaminated area by the shortest, fastest route available without incurring radiation casualties or spreading contamination. The time required to perform this task is increased when conducting it in mission-oriented protection posture (MOPP) 4.

TASK STEPS AND PERFORMANCE MEASURES	GO	NO-GO
<p>* 1. Unit leaders prepare for the crossing.</p> <ul style="list-style-type: none"> a. Directed individuals who may have been exposed to radioactive dust particles to cover their noses and mouths with handkerchiefs or clean rags, roll their sleeves down, and wear gloves. b. Received operational exposure guidance (OEG) from the commander (turn back dose rate). c. Ensured that radiation, detection, indication, and computation (RADIAC) equipment operators checked the instruments. <p>2. The unit prepares for the crossing.</p> <ul style="list-style-type: none"> a. Identified extra shielding requirements (for example, used sandbags on the vehicle floor). b. Placed externally stored equipment inside the vehicle or covered it with available material. c. Started continuous monitoring. <p>3. The unit crosses the area.</p> <ul style="list-style-type: none"> a. Avoided stirring up dust. b. Kept out of the dust cloud by increasing the intervals and distances between vehicles. c. Conducted movement as rapidly as possible (tracked vehicles should have been buttoned up). <p>4. The unit performs immediate decontamination of personnel and equipment.</p> <ul style="list-style-type: none"> a. Checked for casualties. b. Reported casualties (if applicable). c. Conducted necessary decontamination. d. Evacuated casualties. e. Continued the mission. 		

TASK PERFORMANCE / EVALUATION SUMMARY BLOCK							
ITERATION	1M	2M	3M	4M	5M		TOTAL
TOTAL TASK STEPS EVALUATED							
TOTAL TASK STEPS "GO"							
TRAINING STATUS "GO"/"NO-GO"							

"*" indicates a leader task step.

SUPPORTING INDIVIDUAL TASKS

Task Number	Task Title
031-503-3006	Supervise Radiation Monitoring
031-503-4003	Control Unit Radiation Exposure

SUPPORTING COLLECTIVE TASKS: NONE

OPFOR TASKS AND STANDARDS

TASK: Disrupt Movement (5-OPFOR-0014)

CONDITION: The enemy is expected to move through the opposing forces (OPFOR) element's area of operations. The OPFOR element has received an operation order (OPORD) or fragmentary order (FRAGO) to disrupt enemy movement. The enemy has the capability to defend with direct fire and antiarmor weapons.

STANDARD: The OPFOR element delays enemy movement. 1. Delays the element. 2. Forces the element to deviate from its route. 3. Prevents the element from reaching its destination. 4. Surprises the element's main body.

TASK: Disrupt Defensive Preparations (5-OPFOR-0018)

CONDITION: The opposing forces (OPFOR) element has located the enemy. Priority intelligence requirements (PIR) and other intelligence requirements obtained by OPFOR patrols indicate that the enemy elements are establishing defensive positions. The OPFOR element has automatic and antiarmor weapons and light mortars.

STANDARD: The OPFOR element disrupts and delays the enemy's defensive preparations. 1. Locates and penetrates the enemy's security system. 2. Forces the enemy to delay defensive preparations. 3. Disrupts the enemy's obstacle preparations.

TASK: Defeat Obstacles (5-OPFOR-0009)

CONDITION: The opposing forces (OPFOR) element encounters an obstacle that blocks the avenue of approach as it advances upon the enemy forces.

STANDARD: The OPFOR element bypasses or breaches the enemy obstacle. 1. Detects the obstacle before halting its main body. 2. Defeats the obstacle. a. Bypasses the obstacle without entering the engagement areas. b. Breaches the obstacle within 45 minutes and passes its entire force through the obstacle. 3. Does not incur degradation to the point that the mission must be discontinued.

TASK: Disrupt a Route Reconnaissance (5-OPFOR-0021)

CONDITION: The enemy is conducting a route reconnaissance. The opposing forces (OPFOR) element is positioned along the enemy's route.

STANDARD: The OPFOR element attempts to disrupt a squad/section conducting a route reconnaissance. 1. Prevents the unit from meeting its specified time schedule. 2. Forces the unit to deviate from its specified route. 3. Prevents the unit from reaching its assigned destination. 4. Surprises the squad/section. 5. Inflicts casualties on the unit.

TASK: Conduct Terrorist and Saboteur Attacks (5-OPFOR-0005)

CONDITION: The opposing forces (OPFOR) element dispatches small teams into the enemy's rear area to disrupt combat service support (CSS) operations.

STANDARD: The enemy sustains disrupted command and control (C2), destroyed equipment and supplies, and light casualties. 1. Locates rear support bases and C2 facilities. 2. Delays and disrupts CSS operations through probes. 3. Infiltrates CSS bases to conduct sabotage and terrorist activities. 4. Inflicts light casualties. 5. Destroys supplies and equipment.

TASK: Disrupt a Net Control Station (NCS) (5-OPFOR-0019)

CONDITION: The enemy has established a NCS. The opposing forces (OPFOR) element has radio and jamming equipment.

STANDARD: The OPFOR element attempts to disrupt an NCS. 1. Attempts to locate the radio frequency that the unit is operating on. 2. Attempts to enter the radio net. 3. Attempts to issue "bogus" orders to a unit on the net. 4. Jams the radio frequency and forces the unit to go to an alternate frequency.

TASK: Disrupt Construction of Vehicle Fighting Positions (5-OPFOR-0020)

CONDITION: The opposing forces (OPFOR) element has located the enemy. The priority intelligence requirements (PIR) and other intelligence obtained by OPFOR patrols indicate the enemy is constructing vehicle fighting positions within its defensive area. The OPFOR element has automatic and antiarmor weapons and light mortars.

STANDARD: The OPFOR element attempts to disrupt the enemy's efforts to establish vehicle fighting positions. 1. Locates the defensive area. 2. Surprises the main body. 3. Penetrates the defensive area with squad-size probes. 4. Inflicts casualties on the unit. 5. Destroys vehicles. 6. Disrupts the unit's preparations (prevents or delays beyond the unit's allotted time).

TASK: Conduct an Aerial Reconnaissance (5-OPFOR-0010)

CONDITION: The opposing forces (OPFOR) headquarters (HQ) element requires intelligence on the locations and identification of enemy elements. An aircraft is dispatched to take photographs and make a visual inspection of the enemy rear area.

STANDARD: The OPFOR element gathers photograph intelligence of the enemy. 1. Photographs the assigned sectors. 2. Makes quick visual checks where the ceiling is low. 3. Locates enemy positions in the area, particularly support and storage bases, and command and control (C2) facilities. 4. Sustains no loss of aircraft. 5. Reports priority intelligence requirements (PIR) and other information requirements to the OPFOR HQ.

TASK: Disrupt an Engineer Reconnaissance (5-OPFOR-0022)

CONDITION: The enemy is conducting an engineer reconnaissance. The opposing forces (OPFOR) element is positioned along the enemy's route.

STANDARD: The OPFOR element disrupts an engineer reconnaissance. 1. Prevents the unit from meeting its specified time schedule. 2. Forces the unit to deviate from its specified route. 3. Prevents the unit from accomplishing its assigned engineer reconnaissance. 4. Surprises the unit conducting the reconnaissance.

TASK: Conduct an Attack (5-OPFOR-0008)

CONDITION: The enemy is conducting tactical operations. The opposing forces (OPFOR) element receives orders to attack the enemy, the area of occupation, or the main supply route (MSR) with smoke.

STANDARD: The OPFOR element disrupts the enemy's movement and smoke operations. 1. Determines the delivery method of the smoke attack. 2. Locates the target. 3. Delivers the smoke attack downwind. 4. Attacks the enemy with smoke, and surge attacks when the enemy responds to the smoke.

TASK: Disrupt Quartering Party Operations (5-OPFOR-0017)

CONDITION: The enemy is conducting quartering party operations. It has established an assembly area (AA) but has not moved in the main body.

STANDARD: The opposing forces (OPFOR) element attempts to disrupt quartering party operations and infiltrate the enemy's AA. 1. Locates the quartering party and the AA. 2. Surprises the main body. 3. Penetrates the AA with squad-size probes. 4. Inflicts personnel casualties and vehicle damage. 5. Disrupts the unit's preparations (prevents or delays beyond the unit's allotted time).

TASK: Disrupt Enemy Movement and Operations Using Tactical Nuclear Weapons (5-OPFOR-0016)

CONDITION: The opposing forces (OPFOR) element has located the enemy. Priority intelligence requirements (PIR) and other intelligence requirements have been obtained by OPFOR patrols. Tactical nuclear weapons are employed against key locations in the rear area.

STANDARD: The OPFOR element disrupts enemy movement and operations. 1. Disrupts or delays the movement of the enemy's equipment and supplies to the forward areas. 2. Destroys enemy equipment and supplies. 3. Inflicts a high rate of nuclear casualties among the enemy forces. 4. Denies the enemy the use of specified areas. 5. Contaminates the enemy's equipment and supplies.

TASK: Disrupt Assembly Area (AA) Activities (5-OPFOR-0013)

CONDITION: Intelligence reports indicate that platoon- and company-size enemy units are operating in the opposing forces (OPFOR) area of operations. Enemy units can defend from AAs with direct fire, antiarmor weapons, and indirect fire. The enemy has close air support (CAS) and nuclear, biological, and chemical (NBC) capabilities.

STANDARD: The OPFOR element locates and disrupts the enemy's AA activities. 1. Locates the element's AA. 2. Probes the AA with squad- or team-size elements. 3. Inflicts more than 5 percent casualties on the element. 4. Disrupts the element's preparations (prevents or delays beyond the element's allotted time).

TASK: Disrupt Enemy Movement and Operations Using Persistent and Nonpersistent Chemical Weapons (5-OPFOR-0015)

CONDITION: The opposing forces (OPFOR) element has located the enemy. Priority intelligence requirements (PIR) and other intelligence requirements have been obtained by OPFOR patrols. The OPFOR units deliver chemical agents, by means of conventional artillery weapons or aircraft, along selected supply routes and key bases in the rear area.

STANDARD: The OPFOR element disrupts enemy movement and operations using persistent and nonpersistent chemical weapons. 1. Delivers chemical agents in low and densely wooded areas. 2. Delays the movement of enemy supplies and equipment to the forward areas. 3. Restricts the movement of the enemy units in the rear area. 4. Channels the movement of enemy units into predesignated ambush areas. 5. Contaminates enemy supplies and equipment. 6. Inflicts a high rate of casualties on enemy forces.

TASK: Counter Passage of Lines (5-OPFOR-0012)

CONDITION: Enemy forces are in defensive positions, but they are expected to attempt passage-of-lines operations. The opposing forces (OPFOR) received orders to disrupt enemy passage-of-lines operations.

STANDARD: The OPFOR element delays or prevents enemy passage of lines. 1. Delays the passage. 2. Prevents the company from moving all personnel through the stationary unit. 3. Engages the main body of either the moving or the stationary unit.

TASK: Conduct Air Attacks (5-OPFOR-0002)

CONDITION: The opposing forces (OPFOR) element in the rear area has forwarded the positions of the enemy support sites or the locations of moving elements. The OPFOR aircraft have been dispatched to attack enemy installations or convoys.

STANDARD: The OPFOR element attempts to delay, disrupt, or damage the enemy targets by air. 1. Locates the target (support sites or convoys). 2. Makes attack runs on the designated targets. 3. Inflicts heavy damage to the selected target. 4. Sustains no loss of aircraft. 5. Delays moving the force for more than one hour.

TASK: Surrender to the Capturing Unit on the Battlefield (5-OPFOR-0024)

CONDITION: The enemy has captured the opposing forces (OPFOR) element's soldiers, documents, and equipment sensitive to the OPFOR tactical operations.

STANDARD: The OPFOR soldiers retain or destroy documents and equipment. The OPFOR element surrenders documents and equipment of no tactical use to the enemy and attempts to conceal or destroy items of tactical value. The OPFOR element attempts escape and evasion. 1. Prevents the successful capture of documents and equipment. 2. Destroys documents and equipment. 3. Removes identifying markings from equipment. 4. Removes unit-identifying insignia. 5. Provides misleading information. 6. Plans an escape. 7. Delays movement to the nearest collection point. 8. Prevents safeguarding of enemy prisoners of war (EPWs) in order to cause embarrassment to the United States (US).

TASK: Conduct a Raid (5-OPFOR-0004)

CONDITION: The opposing forces (OPFOR) element has occupied an objective rally point and has orders to conduct a raid on a combat service support (CSS) base.

STANDARD: The OPFOR element infiltrates the enemy's base and destroys all of the targets. 1. Surprises the enemy forces. 2. Assaults the support base and accomplishes the assigned tasks. 3. Destroys the specified equipment and supplies. 4. Avoids being decisively engaged. 5. Withdraws all personnel from the objective areas within the time prescribed. 6. Obtains all priority intelligence requirements (PIR) from the raid site. 7. Sustains only light casualties from enemy fire.

TASK: Attack (5-OPFOR-0001)

CONDITION: The opposing forces (OPFOR) element has located the enemy. The priority intelligence requirements (PIR) and other intelligence requirements have been obtained by OPFOR patrols. The OPFOR element has automatic and antiarmor weapons and light mortars.

STANDARD: The OPFOR element attempts to seize the terrain, vehicles, or equipment. 1. Develops an attack plan. 2. Surprises the enemy unit's main body. 3. Initiates the attack using a scheme of maneuver that exploits the enemy's flanks, gaps, and weaknesses. 4. Uses covered and concealed routes to approach the enemy forces' flanks, gaps, or weakly held areas. 5. Employs indirect fire to support the attack. 6. Penetrates enemy defenses. 7. Destroys equipment and supplies. 8. Inflicts heavy casualties. 9. Isolates the combat service support (CSS) base by blocking reinforcements. 10. Forces enemy units to displace. 11. Avoids being fixed in one position. 12. Withdraws before the CSS base is reinforced with tactical combat forces.

TASK: Conduct Sniper Operations (5-OPFOR-0006)

CONDITION: The opposing forces (OPFOR) element has assigned snipers (regular or irregular elements) in the enemy's rear area along the main supply route (MSR) and near support sites.

STANDARD: The OPFOR element kills or wounds targets. 1. Sets up a well-concealed location. 2. Engages vehicle drivers or personnel on foot with short bursts of semiautomatic fire. 3. Kills or wounds selected targets. 4. Prevents the position from being discovered by enemy forces. 5. Evacuates the area without being spotted. 6. Reports all specified priority intelligence requirements (PIR) and other intelligence requirements to the OPFOR headquarters (HQ).

TASK: Defend a Minefield (5-OPFOR-0023)

CONDITION: The enemy is conducting a minefield sweeping operation. The opposing forces (OPFOR) element has a minefield placed in the enemy's path. The minefield is under constant observation and fire.

STANDARD: The OPFOR element defends a minefield against an enemy element conducting a minefield sweeping operation. 1. Prevents the unit from detecting the obstacle. 2. Disrupts the minefield sweeping operation. 3. Prevents the unit from conducting the minefield sweeping operation, prevents the unit from moving all personnel through the breach or delays the completion of the minefield sweeping operation for more than 45 minutes.

TASK: Maintain Contact (5-OPFOR-0003)

CONDITION: The opposing forces (OPFOR) element is engaged with enemy base defense forces. The enemy forces are withdrawing under pressure.

STANDARD: The OPFOR element maintains enemy contact while the enemy withdraws. 1. Engages the enemy forces decisively. 2. Advances the OPFOR as the enemy forces withdraw. 3. Inflicts heavy casualties. 4. Captures the members of the enemy force. 5. Captures documents and equipment. 6. Safeguards captured documents, equipment, and personnel.

TASK: Conduct an Ambush (5-OPFOR-0007)

CONDITION: The enemy is moving in a convoy. The opposing forces (OPFOR) element is positioned along the enemy's route.

STANDARD: The OPFOR element inflicts casualties on the enemy and causes vehicle and equipment damage. 1. Prepares an ambush site before the element arrives. 2. Surprises march element forces. 3. Inflicts heavy casualties within the designated kill zone. 4. Inflicts heavy damage to vehicles and equipment within the designated kill zone. 5. Delays the march element from reaching a specified destination for a specified period of time. 6. Withdraws on order. 7. Sustains no casualties. 8. Reports actions to superiors.

ELEMENTS: Section
 Command Section
 Headquarters Detachment
 S1 Section
 S2 and S3 Section
 S4 Section
 Communication Section

TASK: React to Smoke Operations (03-3-C209.05-T01A)
 (FM 3-50)

ITERATION: 1 2 3 4 5 M (Circle)

COMMANDER/LEADER ASSESSMENT: T P U (Circle)

CONDITIONS: The unit encounters friendly or enemy smoke while conducting operations. Some iterations of this task should be performed in MOPP4.

TASK STANDARDS: The unit exploits the threat smoke or employs friendly smoke to conceal its own activities and continues the mission. The time required to prepare is increased when conducting this task in mission-oriented protection posture (MOPP) 4.

TASK STEPS AND PERFORMANCE MEASURES	GO	NO-GO
<ol style="list-style-type: none"> 1. The unit does not allow smoke to impede the performance of the mission. <ol style="list-style-type: none"> a. Performed its mission in the presence of smoke. b. Used threat smoke to conceal its own movements. c. Moved to alternate positions to reduce the effects of the threat's use of smoke. d. Considered using countersmoke to conceal their own activities. 2. The unit employs organic smoke-grenade launchers, smoke pots, and smoke hand grenades. <ol style="list-style-type: none"> a. Coordinated smoke operations with the unit commander or the supported unit. b. Determined the wind direction and speed. c. Determined where to release the smoke and where it would travel. d. Determined the duration of the smoke operations. e. Determined the effects of weather conditions on its smoke plan. f. Ensured that the smoke covered an area larger than the unit's position. g. Requested smoke support from other units (if organic systems would not accomplish the task). 3. The unit uses target acquisition and guidance systems. <ol style="list-style-type: none"> a. Determined what available target acquisition and guidance systems were effective in the smoke. b. Requested and used target acquisition and guidance systems that were effective in the smoke. * 4. The noncommissioned officer in charge (NCOIC) requests a resupply of smoke munitions when required. <ol style="list-style-type: none"> a. Requested smoke grenades and smoke pots. b. Distributed smoke grenades and smoke pots. 		

TASK PERFORMANCE / EVALUATION SUMMARY BLOCK							
ITERATION	1	2	3	4	5	M	TOTAL
TOTAL TASK STEPS EVALUATED							
TOTAL TASK STEPS "GO"							
TRAINING STATUS "GO"/"NO-GO"							

"*" indicates a leader task step.

SUPPORTING INDIVIDUAL TASKS: NONE

SUPPORTING COLLECTIVE TASKS: NONE

OPFOR TASKS AND STANDARDS

TASK: Disrupt Assembly Area (AA) Activities (5-OPFOR-0013)

CONDITION: Intelligence reports indicate that platoon- and company-size enemy units are operating in the opposing forces (OPFOR) area of operations. Enemy units can defend from AAs with direct fire, antiarmor weapons, and indirect fire. The enemy has close air support (CAS) and nuclear, biological, and chemical (NBC) capabilities.

STANDARD: The OPFOR element locates and disrupts the enemy's AA activities. 1. Locates the element's AA. 2. Probes the AA with squad- or team-size elements. 3. Inflicts more than 5 percent casualties on the element. 4. Disrupts the element's preparations (prevents or delays beyond the element's allotted time).

TASK: Disrupt Defensive Preparations (5-OPFOR-0018)

CONDITION: The opposing forces (OPFOR) element has located the enemy. Priority intelligence requirements (PIR) and other intelligence requirements obtained by OPFOR patrols indicate that the enemy elements are establishing defensive positions. The OPFOR element has automatic and antiarmor weapons and light mortars.

STANDARD: The OPFOR element disrupts and delays the enemy's defensive preparations. 1. Locates and penetrates the enemy's security system. 2. Forces the enemy to delay defensive preparations. 3. Disrupts the enemy's obstacle preparations.

TASK: Disrupt Movement (5-OPFOR-0014)

CONDITION: The enemy is expected to move through the opposing forces (OPFOR) element's area of operations. The OPFOR element has received an operation order (OPORD) or fragmentary order (FRAGO) to disrupt enemy movement. The enemy has the capability to defend with direct fire and antiarmor weapons.

STANDARD: The OPFOR element delays enemy movement. 1. Delays the element. 2. Forces the element to deviate from its route. 3. Prevents the element from reaching its destination. 4. Surprises the element's main body.

TASK: Counter Passage of Lines (5-OPFOR-0012)

CONDITION: Enemy forces are in defensive positions, but they are expected to attempt passage-of-lines operations. The opposing forces (OPFOR) received orders to disrupt enemy passage-of-lines operations.

STANDARD: The OPFOR element delays or prevents enemy passage of lines. 1. Delays the passage. 2. Prevents the company from moving all personnel through the stationary unit. 3. Engages the main body of either the moving or the stationary unit.

TASK: Defeat Obstacles (5-OPFOR-0009)

CONDITION: The opposing forces (OPFOR) element encounters an obstacle that blocks the avenue of approach as it advances upon the enemy forces.

STANDARD: The OPFOR element bypasses or breaches the enemy obstacle. 1. Detects the obstacle before halting its main body. 2. Defeats the obstacle. a. Bypasses the obstacle without entering the engagement areas. b. Breaches the obstacle within 45 minutes and passes its entire force through the obstacle. 3. Does not incur degradation to the point that the mission must be discontinued.

TASK: Disrupt a Route Reconnaissance (5-OPFOR-0021)

CONDITION: The enemy is conducting a route reconnaissance. The opposing forces (OPFOR) element is positioned along the enemy's route.

STANDARD: The OPFOR element attempts to disrupt a squad/section conducting a route reconnaissance. 1. Prevents the unit from meeting its specified time schedule. 2. Forces the unit to deviate from its specified route. 3. Prevents the unit from reaching its assigned destination. 4. Surprises the squad/section. 5. Inflicts casualties on the unit.

TASK: Conduct Terrorist and Saboteur Attacks (5-OPFOR-0005)

CONDITION: The opposing forces (OPFOR) element dispatches small teams into the enemy's rear area to disrupt combat service support (CSS) operations.

STANDARD: The enemy sustains disrupted command and control (C2), destroyed equipment and supplies, and light casualties. 1. Locates rear support bases and C2 facilities. 2. Delays and disrupts CSS operations through probes. 3. Infiltrates CSS bases to conduct sabotage and terrorist activities. 4. Inflicts light casualties. 5. Destroys supplies and equipment.

TASK: Disrupt a Net Control Station (NCS) (5-OPFOR-0019)

CONDITION: The enemy has established a NCS. The opposing forces (OPFOR) element has radio and jamming equipment.

STANDARD: The OPFOR element attempts to disrupt an NCS. 1. Attempts to locate the radio frequency that the unit is operating on. 2. Attempts to enter the radio net. 3. Attempts to issue "bogus" orders to a unit on the net. 4. Jams the radio frequency and forces the unit to go to an alternate frequency.

TASK: Disrupt Construction of Vehicle Fighting Positions (5-OPFOR-0020)

CONDITION: The opposing forces (OPFOR) element has located the enemy. The priority intelligence requirements (PIR) and other intelligence obtained by OPFOR patrols indicate the enemy is constructing vehicle fighting positions within its defensive area. The OPFOR element has automatic and antiarmor weapons and light mortars.

STANDARD: The OPFOR element attempts to disrupt the enemy's efforts to establish vehicle fighting positions. 1. Locates the defensive area. 2. Surprises the main body. 3. Penetrates the defensive area with squad-size probes. 4. Inflicts casualties on the unit. 5. Destroys vehicles. 6. Disrupts the unit's preparations (prevents or delays beyond the unit's allotted time).

TASK: Conduct an Aerial Reconnaissance (5-OPFOR-0010)

CONDITION: The opposing forces (OPFOR) headquarters (HQ) element requires intelligence on the locations and identification of enemy elements. An aircraft is dispatched to take photographs and make a visual inspection of the enemy rear area.

STANDARD: The OPFOR element gathers photograph intelligence of the enemy. 1. Photographs the assigned sectors. 2. Makes quick visual checks where the ceiling is low. 3. Locates enemy positions in the area, particularly support and storage bases, and command and control (C2) facilities. 4. Sustains no loss of aircraft. 5. Reports priority intelligence requirements (PIR) and other information requirements to the OPFOR HQ.

TASK: Disrupt an Engineer Reconnaissance (5-OPFOR-0022)

CONDITION: The enemy is conducting an engineer reconnaissance. The opposing forces (OPFOR) element is positioned along the enemy's route.

STANDARD: The OPFOR element disrupts an engineer reconnaissance. 1. Prevents the unit from meeting its specified time schedule. 2. Forces the unit to deviate from its specified route. 3. Prevents the unit from accomplishing its assigned engineer reconnaissance. 4. Surprises the unit conducting the reconnaissance.

TASK: Conduct an Attack (5-OPFOR-0008)

CONDITION: The enemy is conducting tactical operations. The opposing forces (OPFOR) element receives orders to attack the enemy, the area of occupation, or the main supply route (MSR) with smoke.

STANDARD: The OPFOR element disrupts the enemy's movement and smoke operations. 1. Determines the delivery method of the smoke attack. 2. Locates the target. 3. Delivers the smoke attack downwind. 4. Attacks the enemy with smoke, and surge attacks when the enemy responds to the smoke.

TASK: Disrupt Quartering Party Operations (5-OPFOR-0017)

CONDITION: The enemy is conducting quartering party operations. It has established an assembly area (AA) but has not moved in the main body.

STANDARD: The opposing forces (OPFOR) element attempts to disrupt quartering party operations and infiltrate the enemy's AA. 1. Locates the quartering party and the AA. 2. Surprises the main body. 3. Penetrates the AA with squad-size probes. 4. Inflicts personnel casualties and vehicle damage. 5. Disrupts the unit's preparations (prevents or delays beyond the unit's allotted time).

TASK: Disrupt Enemy Movement and Operations Using Tactical Nuclear Weapons (5-OPFOR-0016)

CONDITION: The opposing forces (OPFOR) element has located the enemy. Priority intelligence requirements (PIR) and other intelligence requirements have been obtained by OPFOR patrols. Tactical nuclear weapons are employed against key locations in the rear area.

STANDARD: The OPFOR element disrupts enemy movement and operations. 1. Disrupts or delays the movement of the enemy's equipment and supplies to the forward areas. 2. Destroys enemy equipment and supplies. 3. Inflicts a high rate of nuclear casualties among the enemy forces. 4. Denies the enemy the use of specified areas. 5. Contaminates the enemy's equipment and supplies.

TASK: Disrupt Enemy Movement and Operations Using Persistent and Nonpersistent Chemical Weapons (5-OPFOR-0015)

CONDITION: The opposing forces (OPFOR) element has located the enemy. Priority intelligence requirements (PIR) and other intelligence requirements have been obtained by OPFOR patrols. The OPFOR units deliver chemical agents, by means of conventional artillery weapons or aircraft, along selected supply routes and key bases in the rear area.

STANDARD: The OPFOR element disrupts enemy movement and operations using persistent and nonpersistent chemical weapons. 1. Delivers chemical agents in low and densely wooded areas. 2. Delays the movement of enemy supplies and equipment to the forward areas. 3. Restricts the movement of the enemy units in the rear area. 4. Channels the movement of enemy units into predesignated ambush areas. 5. Contaminates enemy supplies and equipment. 6. Inflicts a high rate of casualties on enemy forces.

TASK: Conduct Air Attacks (5-OPFOR-0002)

CONDITION: The opposing forces (OPFOR) element in the rear area has forwarded the positions of the enemy support sites or the locations of moving elements. The OPFOR aircraft have been dispatched to attack enemy installations or convoys.

STANDARD: The OPFOR element attempts to delay, disrupt, or damage the enemy targets by air. 1. Locates the target (support sites or convoys). 2. Makes attack runs on the designated targets. 3. Inflicts heavy damage to the selected target. 4. Sustains no loss of aircraft. 5. Delays moving the force for more than one hour.

TASK: Surrender to the Capturing Unit on the Battlefield (5-OPFOR-0024)

CONDITION: The enemy has captured the opposing forces (OPFOR) element's soldiers, documents, and equipment sensitive to the OPFOR tactical operations.

STANDARD: The OPFOR soldiers retain or destroy documents and equipment. The OPFOR element surrenders documents and equipment of no tactical use to the enemy and attempts to conceal or destroy items of tactical value. The OPFOR element attempts escape and evasion. 1. Prevents the successful capture of documents and equipment. 2. Destroys documents and equipment. 3. Removes identifying markings from equipment. 4. Removes unit-identifying insignia. 5. Provides misleading information. 6. Plans an escape. 7. Delays movement to the nearest collection point. 8. Prevents safeguarding of enemy prisoners of war (EPWs) in order to cause embarrassment to the United States (US).

TASK: Conduct a Raid (5-OPFOR-0004)

CONDITION: The opposing forces (OPFOR) element has occupied an objective rally point and has orders to conduct a raid on a combat service support (CSS) base.

STANDARD: The OPFOR element infiltrates the enemy's base and destroys all of the targets. 1. Surprises the enemy forces. 2. Assaults the support base and accomplishes the assigned tasks. 3. Destroys the specified equipment and supplies. 4. Avoids being decisively engaged. 5. Withdraws all personnel from the objective areas within the time prescribed. 6. Obtains all priority intelligence requirements (PIR) from the raid site. 7. Sustains only light casualties from enemy fire.

TASK: Attack (5-OPFOR-0001)

CONDITION: The opposing forces (OPFOR) element has located the enemy. The priority intelligence requirements (PIR) and other intelligence requirements have been obtained by OPFOR patrols. The OPFOR element has automatic and antiarmor weapons and light mortars.

STANDARD: The OPFOR element attempts to seize the terrain, vehicles, or equipment. 1. Develops an attack plan. 2. Surprises the enemy unit's main body. 3. Initiates the attack using a scheme of maneuver that exploits the enemy's flanks, gaps, and weaknesses. 4. Uses covered and concealed routes to approach the enemy forces' flanks, gaps, or weakly held areas. 5. Employs indirect fire to support the attack. 6. Penetrates enemy defenses. 7. Destroys equipment and supplies. 8. Inflicts heavy casualties. 9. Isolates the combat service support (CSS) base by blocking reinforcements. 10. Forces enemy units to displace. 11. Avoids being fixed in one position. 12. Withdraws before the CSS base is reinforced with tactical combat forces.

TASK: Conduct Sniper Operations (5-OPFOR-0006)

CONDITION: The opposing forces (OPFOR) element has assigned snipers (regular or irregular elements) in the enemy's rear area along the main supply route (MSR) and near support sites.

STANDARD: The OPFOR element kills or wounds targets. 1. Sets up a well-concealed location. 2. Engages vehicle drivers or personnel on foot with short bursts of semiautomatic fire. 3. Kills or wounds selected targets. 4. Prevents the position from being discovered by enemy forces. 5. Evacuates the area without being spotted. 6. Reports all specified priority intelligence requirements (PIR) and other intelligence requirements to the OPFOR headquarters (HQ).

TASK: Defend a Minefield (5-OPFOR-0023)

CONDITION: The enemy is conducting a minefield sweeping operation. The opposing forces (OPFOR) element has a minefield placed in the enemy's path. The minefield is under constant observation and fire.

STANDARD: The OPFOR element defends a minefield against an enemy element conducting a minefield sweeping operation. 1. Prevents the unit from detecting the obstacle. 2. Disrupts the minefield sweeping operation. 3. Prevents the unit from conducting the minefield sweeping operation, prevents the unit from moving all personnel through the breach or delays the completion of the minefield sweeping operation for more than 45 minutes.

TASK: Maintain Contact (5-OPFOR-0003)

CONDITION: The opposing forces (OPFOR) element is engaged with enemy base defense forces. The enemy forces are withdrawing under pressure.

STANDARD: The OPFOR element maintains enemy contact while the enemy withdraws. 1. Engages the enemy forces decisively. 2. Advances the OPFOR as the enemy forces withdraw. 3. Inflicts heavy casualties. 4. Captures the members of the enemy force. 5. Captures documents and equipment. 6. Safeguards captured documents, equipment, and personnel.

TASK: Conduct an Ambush (5-OPFOR-0007)

CONDITION: The enemy is moving in a convoy. The opposing forces (OPFOR) element is positioned along the enemy's route.

STANDARD: The OPFOR element inflicts casualties on the enemy and causes vehicle and equipment damage. 1. Prepares an ambush site before the element arrives. 2. Surprises march element forces. 3. Inflicts heavy casualties within the designated kill zone. 4. Inflicts heavy damage to vehicles and equipment within the designated kill zone. 5. Delays the march element from reaching a specified destination for a specified period of time. 6. Withdraws on order. 7. Sustains no casualties. 8. Reports actions to superiors.

- ELEMENTS:** Section
 Command Section
 Headquarters Detachment
 S1 Section
 S2 and S3 Section
 S4 Section
 Communication Section

TASK: Respond to the Residual Effects of a Nuclear Attack (03-3-C222.05-T01A)
 (FM 3-4) (FM 3-100) (FM 3-11)
 (FM 3-3)

ITERATION: 1M 2M 3M 4M 5M (Circle)

COMMANDER/LEADER ASSESSMENT: T P U (Circle)

CONDITIONS: The unit is located within a predicted fallout area. The mission does not allow movement from the predicted fallout area. This task is always performed in MOPP4.

TASK STANDARDS: The unit takes actions to minimize exposure to residual radiation. The time required to perform this task is increased when conducting it in mission-oriented protection posture (MOPP) 4.

TASK STEPS AND PERFORMANCE MEASURES	GO	NO-GO
<p>* 1. element leaders prepare the unit for fallout.</p> <ul style="list-style-type: none"> a. Ensured that individuals covered their noses and mouths with handkerchiefs or clean rags, rolled their sleeves down, and wore gloves. b. Covered equipment; munitions; petroleum, oil, and lubricants (POL); and food and water containers or placed them inside shelters or vehicles. c. Used shelters, closed vehicles, or available shielding to protect personnel from fallout. d. Ensured that continuous monitoring was maintained using available nuclear, biological, and chemical (NBC) detection and identification equipment. <p>2. Designated personnel monitor fallout.</p> <ul style="list-style-type: none"> a. Maintained total-dose information using available total-dose instruments. b. Ensured that exposure was minimized while the commander determined if relocation to a clean area was necessary or possible. c. Calculated the optimum time of exit. d. Sent NBC 4 reports to higher headquarters (HQ) using secure means when possible. <p>* 3. The element leader develops a contingency plan.</p> <ul style="list-style-type: none"> a. Used guidance from higher HQ based on the mission and previous radiation exposure. b. Planned for rotation of individuals to minimize exposure. <p>* 4. The element leader submits reports in accordance with unit SOP</p>		

TASK PERFORMANCE / EVALUATION SUMMARY BLOCK							
ITERATION	1M	2M	3M	4M	5M		TOTAL
TOTAL TASK STEPS EVALUATED							
TOTAL TASK STEPS "GO"							
TRAINING STATUS "GO"/"NO-GO"							

"*" indicates a leader task step.

SUPPORTING INDIVIDUAL TASKS

Task Number	Task Title
031-503-3006	Supervise Radiation Monitoring
031-503-4003	Control Unit Radiation Exposure

SUPPORTING COLLECTIVE TASKS: NONE

OPFOR TASKS AND STANDARDS

TASK: Disrupt Defensive Preparations (5-OPFOR-0018)

CONDITION: The opposing forces (OPFOR) element has located the enemy. Priority intelligence requirements (PIR) and other intelligence requirements obtained by OPFOR patrols indicate that the enemy elements are establishing defensive positions. The OPFOR element has automatic and antiarmor weapons and light mortars.

STANDARD: The OPFOR element disrupts and delays the enemy's defensive preparations. 1. Locates and penetrates the enemy's security system. 2. Forces the enemy to delay defensive preparations. 3. Disrupts the enemy's obstacle preparations.

TASK: Disrupt Movement (5-OPFOR-0014)

CONDITION: The enemy is expected to move through the opposing forces (OPFOR) element's area of operations. The OPFOR element has received an operation order (OPORD) or fragmentary order (FRAGO) to disrupt enemy movement. The enemy has the capability to defend with direct fire and antiarmor weapons.

STANDARD: The OPFOR element delays enemy movement. 1. Delays the element. 2. Forces the element to deviate from its route. 3. Prevents the element from reaching its destination. 4. Surprises the element's main body.

TASK: Disrupt Assembly Area (AA) Activities (5-OPFOR-0013)

CONDITION: Intelligence reports indicate that platoon- and company-size enemy units are operating in the opposing forces (OPFOR) area of operations. Enemy units can defend from AAs with direct fire, antiarmor weapons, and indirect fire. The enemy has close air support (CAS) and nuclear, biological, and chemical (NBC) capabilities.

STANDARD: The OPFOR element locates and disrupts the enemy's AA activities. 1. Locates the element's AA. 2. Probes the AA with squad- or team-size elements. 3. Inflicts more than 5 percent casualties on the element. 4. Disrupts the element's preparations (prevents or delays beyond the element's allotted time).

TASK: Defeat Obstacles (5-OPFOR-0009)

CONDITION: The opposing forces (OPFOR) element encounters an obstacle that blocks the avenue of approach as it advances upon the enemy forces.

STANDARD: The OPFOR element bypasses or breaches the enemy obstacle. 1. Detects the obstacle before halting its main body. 2. Defeats the obstacle. a. Bypasses the obstacle without entering the engagement areas. b. Breaches the obstacle within 45 minutes and passes its entire force through the obstacle. 3. Does not incur degradation to the point that the mission must be discontinued.

TASK: Disrupt a Route Reconnaissance (5-OPFOR-0021)

CONDITION: The enemy is conducting a route reconnaissance. The opposing forces (OPFOR) element is positioned along the enemy's route.

STANDARD: The OPFOR element attempts to disrupt a squad/section conducting a route reconnaissance. 1. Prevents the unit from meeting its specified time schedule. 2. Forces the unit to deviate from its specified route. 3. Prevents the unit from reaching its assigned destination. 4. Surprises the squad/section. 5. Inflicts casualties on the unit.

TASK: Conduct Terrorist and Saboteur Attacks (5-OPFOR-0005)

CONDITION: The opposing forces (OPFOR) element dispatches small teams into the enemy's rear area to disrupt combat service support (CSS) operations.

STANDARD: The enemy sustains disrupted command and control (C2), destroyed equipment and supplies, and light casualties. 1. Locates rear support bases and C2 facilities. 2. Delays and disrupts CSS operations through probes. 3. Infiltrates CSS bases to conduct sabotage and terrorist activities. 4. Inflicts light casualties. 5. Destroys supplies and equipment.

TASK: Disrupt a Net Control Station (NCS) (5-OPFOR-0019)

CONDITION: The enemy has established a NCS. The opposing forces (OPFOR) element has radio and jamming equipment.

STANDARD: The OPFOR element attempts to disrupt an NCS. 1. Attempts to locate the radio frequency that the unit is operating on. 2. Attempts to enter the radio net. 3. Attempts to issue "bogus" orders to a unit on the net. 4. Jams the radio frequency and forces the unit to go to an alternate frequency.

TASK: Disrupt Construction of Vehicle Fighting Positions (5-OPFOR-0020)

CONDITION: The opposing forces (OPFOR) element has located the enemy. The priority intelligence requirements (PIR) and other intelligence obtained by OPFOR patrols indicate the enemy is constructing vehicle fighting positions within its defensive area. The OPFOR element has automatic and antiarmor weapons and light mortars.

STANDARD: The OPFOR element attempts to disrupt the enemy's efforts to establish vehicle fighting positions. 1. Locates the defensive area. 2. Surprises the main body. 3. Penetrates the defensive area with squad-size probes. 4. Inflicts casualties on the unit. 5. Destroys vehicles. 6. Disrupts the unit's preparations (prevents or delays beyond the unit's allotted time).

TASK: Conduct an Aerial Reconnaissance (5-OPFOR-0010)

CONDITION: The opposing forces (OPFOR) headquarters (HQ) element requires intelligence on the locations and identification of enemy elements. An aircraft is dispatched to take photographs and make a visual inspection of the enemy rear area.

STANDARD: The OPFOR element gathers photograph intelligence of the enemy. 1. Photographs the assigned sectors. 2. Makes quick visual checks where the ceiling is low. 3. Locates enemy positions in the area, particularly support and storage bases, and command and control (C2) facilities. 4. Sustains no loss of aircraft. 5. Reports priority intelligence requirements (PIR) and other information requirements to the OPFOR HQ.

TASK: Disrupt an Engineer Reconnaissance (5-OPFOR-0022)

CONDITION: The enemy is conducting an engineer reconnaissance. The opposing forces (OPFOR) element is positioned along the enemy's route.

STANDARD: The OPFOR element disrupts an engineer reconnaissance. 1. Prevents the unit from meeting its specified time schedule. 2. Forces the unit to deviate from its specified route. 3. Prevents the unit from accomplishing its assigned engineer reconnaissance. 4. Surprises the unit conducting the reconnaissance.

TASK: Conduct an Attack (5-OPFOR-0008)

CONDITION: The enemy is conducting tactical operations. The opposing forces (OPFOR) element receives orders to attack the enemy, the area of occupation, or the main supply route (MSR) with smoke.

STANDARD: The OPFOR element disrupts the enemy's movement and smoke operations. 1. Determines the delivery method of the smoke attack. 2. Locates the target. 3. Delivers the smoke attack downwind. 4. Attacks the enemy with smoke, and surge attacks when the enemy responds to the smoke.

TASK: Disrupt Quartering Party Operations (5-OPFOR-0017)

CONDITION: The enemy is conducting quartering party operations. It has established an assembly area (AA) but has not moved in the main body.

STANDARD: The opposing forces (OPFOR) element attempts to disrupt quartering party operations and infiltrate the enemy's AA. 1. Locates the quartering party and the AA. 2. Surprises the main body. 3. Penetrates the AA with squad-size probes. 4. Inflicts personnel casualties and vehicle damage. 5. Disrupts the unit's preparations (prevents or delays beyond the unit's allotted time).

TASK: Disrupt Enemy Movement and Operations Using Tactical Nuclear Weapons (5-OPFOR-0016)

CONDITION: The opposing forces (OPFOR) element has located the enemy. Priority intelligence requirements (PIR) and other intelligence requirements have been obtained by OPFOR patrols. Tactical nuclear weapons are employed against key locations in the rear area.

STANDARD: The OPFOR element disrupts enemy movement and operations. 1. Disrupts or delays the movement of the enemy's equipment and supplies to the forward areas. 2. Destroys enemy equipment and supplies. 3. Inflicts a high rate of nuclear casualties among the enemy forces. 4. Denies the enemy the use of specified areas. 5. Contaminates the enemy's equipment and supplies.

TASK: Disrupt Enemy Movement and Operations Using Persistent and Nonpersistent Chemical Weapons (5-OPFOR-0015)

CONDITION: The opposing forces (OPFOR) element has located the enemy. Priority intelligence requirements (PIR) and other intelligence requirements have been obtained by OPFOR patrols. The OPFOR units deliver chemical agents, by means of conventional artillery weapons or aircraft, along selected supply routes and key bases in the rear area.

STANDARD: The OPFOR element disrupts enemy movement and operations using persistent and nonpersistent chemical weapons. 1. Delivers chemical agents in low and densely wooded areas. 2. Delays the movement of enemy supplies and equipment to the forward areas. 3. Restricts the movement of the enemy units in the rear area. 4. Channels the movement of enemy units into predesignated ambush areas. 5. Contaminates enemy supplies and equipment. 6. Inflicts a high rate of casualties on enemy forces.

TASK: Counter Passage of Lines (5-OPFOR-0012)

CONDITION: Enemy forces are in defensive positions, but they are expected to attempt passage-of-lines operations. The opposing forces (OPFOR) received orders to disrupt enemy passage-of-lines operations.

STANDARD: The OPFOR element delays or prevents enemy passage of lines. 1. Delays the passage. 2. Prevents the company from moving all personnel through the stationary unit. 3. Engages the main body of either the moving or the stationary unit.

TASK: Surrender to the Capturing Unit on the Battlefield (5-OPFOR-0024)

CONDITION: The enemy has captured the opposing forces (OPFOR) element's soldiers, documents, and equipment sensitive to the OPFOR tactical operations.

STANDARD: The OPFOR soldiers retain or destroy documents and equipment. The OPFOR element surrenders documents and equipment of no tactical use to the enemy and attempts to conceal or destroy items of tactical value. The OPFOR element attempts escape and evasion. 1. Prevents the successful capture of documents and equipment. 2. Destroys documents and equipment. 3. Removes identifying markings from equipment. 4. Removes unit-identifying insignia. 5. Provides misleading information. 6. Plans an escape. 7. Delays movement to the nearest collection point. 8. Prevents safeguarding of enemy prisoners of war (EPWs) in order to cause embarrassment to the United States (US).

TASK: Conduct Air Attacks (5-OPFOR-0002)

CONDITION: The opposing forces (OPFOR) element in the rear area has forwarded the positions of the enemy support sites or the locations of moving elements. The OPFOR aircraft have been dispatched to attack enemy installations or convoys.

STANDARD: The OPFOR element attempts to delay, disrupt, or damage the enemy targets by air. 1. Locates the target (support sites or convoys). 2. Makes attack runs on the designated targets. 3. Inflicts heavy damage to the selected target. 4. Sustains no loss of aircraft. 5. Delays moving the force for more than one hour.

TASK: Conduct a Raid (5-OPFOR-0004)

CONDITION: The opposing forces (OPFOR) element has occupied an objective rally point and has orders to conduct a raid on a combat service support (CSS) base.

STANDARD: The OPFOR element infiltrates the enemy's base and destroys all of the targets. 1. Surprises the enemy forces. 2. Assaults the support base and accomplishes the assigned tasks. 3. Destroys the specified equipment and supplies. 4. Avoids being decisively engaged. 5. Withdraws all personnel from the objective areas within the time prescribed. 6. Obtains all priority intelligence requirements (PIR) from the raid site. 7. Sustains only light casualties from enemy fire.

TASK: Attack (5-OPFOR-0001)

CONDITION: The opposing forces (OPFOR) element has located the enemy. The priority intelligence requirements (PIR) and other intelligence requirements have been obtained by OPFOR patrols. The OPFOR element has automatic and antiarmor weapons and light mortars.

STANDARD: The OPFOR element attempts to seize the terrain, vehicles, or equipment. 1. Develops an attack plan. 2. Surprises the enemy unit's main body. 3. Initiates the attack using a scheme of maneuver that exploits the enemy's flanks, gaps, and weaknesses. 4. Uses covered and concealed routes to approach the enemy forces' flanks, gaps, or weakly held areas. 5. Employs indirect fire to support the attack. 6. Penetrates enemy defenses. 7. Destroys equipment and supplies. 8. Inflicts heavy casualties. 9. Isolates the combat service support (CSS) base by blocking reinforcements. 10. Forces enemy units to displace. 11. Avoids being fixed in one position. 12. Withdraws before the CSS base is reinforced with tactical combat forces.

TASK: Defend a Minefield (5-OPFOR-0023)

CONDITION: The enemy is conducting a minefield sweeping operation. The opposing forces (OPFOR) element has a minefield placed in the enemy's path. The minefield is under constant observation and fire.

STANDARD: The OPFOR element defends a minefield against an enemy element conducting a minefield sweeping operation. 1. Prevents the unit from detecting the obstacle. 2. Disrupts the minefield sweeping operation. 3. Prevents the unit from conducting the minefield sweeping operation, prevents the unit from moving all personnel through the breach or delays the completion of the minefield sweeping operation for more than 45 minutes.

TASK: Maintain Contact (5-OPFOR-0003)

CONDITION: The opposing forces (OPFOR) element is engaged with enemy base defense forces. The enemy forces are withdrawing under pressure.

STANDARD: The OPFOR element maintains enemy contact while the enemy withdraws. 1. Engages the enemy forces decisively. 2. Advances the OPFOR as the enemy forces withdraw. 3. Inflicts heavy casualties. 4. Captures the members of the enemy force. 5. Captures documents and equipment. 6. Safeguards captured documents, equipment, and personnel.

TASK: Conduct an Ambush (5-OPFOR-0007)

CONDITION: The enemy is moving in a convoy. The opposing forces (OPFOR) element is positioned along the enemy's route.

STANDARD: The OPFOR element inflicts casualties on the enemy and causes vehicle and equipment damage. 1. Prepares an ambush site before the element arrives. 2. Surprises march element forces. 3. Inflicts heavy casualties within the designated kill zone. 4. Inflicts heavy damage to vehicles and equipment within the designated kill zone. 5. Delays the march element from reaching a specified destination for a specified period of time. 6. Withdraws on order. 7. Sustains no casualties. 8. Reports actions to superiors.

- ELEMENTS:** Section
 Command Section
 Headquarters Detachment
 S1 Section
 S2 and S3 Section
 S4 Section
 Communication Section

TASK: Respond to the Initial Effects of a Nuclear Attack (03-3-C223.05-T01A)
 (FM 3-4) (FM 3-100) (FM 3-11)
 (FM 3-3)

ITERATION: 1M 2M 3M 4M 5M (Circle)

COMMANDER/LEADER ASSESSMENT: T P U (Circle)

CONDITIONS: Soldiers observe a brilliant flash of light and/or a mushroom-shaped cloud. This task is always performed in MOPP4.

TASK STANDARDS: The unit takes action to minimize exposure to the initial effects of a nuclear detonation in its area and continues its mission. The time required to perform this task is increased when conducting it in mission-oriented protection posture (MOPP) 4.

TASK STEPS AND PERFORMANCE MEASURES	GO	NO-GO
<p>1. Soldiers take immediate protective actions in response to a nuclear attack.</p> <ul style="list-style-type: none"> a. Without warning, soldiers-- <ul style="list-style-type: none"> (1) Closed their eyes immediately. (2) Dropped to the ground in a prone position, with their head toward the blast, if possible (if in the hatch of an armored vehicle, immediately dropped down inside the vehicle). (3) Kept their heads and their faces down and helmets on. (4) Remained in a prone position until the blast wave passed and all debris stopped falling. b. With warning, soldiers-- <ul style="list-style-type: none"> (1) Identified the best available shelter, such as fighting positions or inside shelters. (2) Moved to the shelter. (3) Took actions to protect themselves from the blast and radiation. (4) Kept clothing loosely fitted and their headgear on at all times. (5) Protected their eyes and minimized exposed skin areas. <p>* 2. Leaders reorganize the unit.</p> <ul style="list-style-type: none"> a. Reestablished the chain of command. b. Reestablished communications. c. Submitted a nuclear, biological, and chemical (NBC) 1 report to the higher headquarters (HQ). d. Treated casualties. e. Reported casualties. f. Evacuated casualties. g. Evaluated facilities for protection from residual radiation. h. Implemented continuous monitoring. i. Submitted a damage assessment to higher HQ. j. Initiated an area damage control plan as required. k. Extinguished all fires. 		

TASK STEPS AND PERFORMANCE MEASURES	GO	NO-GO
* 3. Leaders ensure that weapon systems are operational. 4. Soldiers right overturned vehicles. a. Checked for loss of coolant, fuel, and battery fluids. b. Performed operator's maintenance to restore moderately damaged vehicles to combat use. 5. Soldiers improve cover, if applicable. a. Chose dense covering material. b. Covered in depth. c. Provided strong support. d. Covered as much of the opening as practical.		

TASK PERFORMANCE / EVALUATION SUMMARY BLOCK							
ITERATION	1M	2M	3M	4M	5M		TOTAL
TOTAL TASK STEPS EVALUATED							
TOTAL TASK STEPS "GO"							
TRAINING STATUS "GO"/"NO-GO"							

"*" indicates a leader task step.

SUPPORTING INDIVIDUAL TASKS

Task Number	Task Title
031-503-1018	React to a Nuclear Hazard
031-503-3005	Submit an NBC 1 Report
031-503-3006	Supervise Radiation Monitoring
031-503-4003	Control Unit Radiation Exposure
081-831-1005	Prevent Shock
081-831-1007	Give First Aid for Burns
081-831-1016	Put on a Field or Pressure Dressing
081-831-1017	Put on a Tourniquet
081-831-1025	Apply a Dressing to an Open Abdominal Wound
081-831-1033	Apply a Dressing to an Open Head Wound
081-831-1034	Splint a Suspected Fracture

SUPPORTING COLLECTIVE TASKS: NONE

OPFOR TASKS AND STANDARDS

TASK: Disrupt Defensive Preparations (5-OPFOR-0018)

CONDITION: The opposing forces (OPFOR) element has located the enemy. Priority intelligence requirements (PIR) and other intelligence requirements obtained by OPFOR patrols indicate that the enemy elements are establishing defensive positions. The OPFOR element has automatic and antiarmor weapons and light mortars.

STANDARD: The OPFOR element disrupts and delays the enemy's defensive preparations. 1. Locates and penetrates the enemy's security system. 2. Forces the enemy to delay defensive preparations. 3. Disrupts the enemy's obstacle preparations.

TASK: Disrupt Movement (5-OPFOR-0014)

CONDITION: The enemy is expected to move through the opposing forces (OPFOR) element's area of operations. The OPFOR element has received an operation order (OPORD) or fragmentary order (FRAGO) to disrupt enemy movement. The enemy has the capability to defend with direct fire and antiarmor weapons.

STANDARD: The OPFOR element delays enemy movement. 1. Delays the element. 2. Forces the element to deviate from its route. 3. Prevents the element from reaching its destination. 4. Surprises the element's main body.

TASK: Defeat Obstacles (5-OPFOR-0009)

CONDITION: The opposing forces (OPFOR) element encounters an obstacle that blocks the avenue of approach as it advances upon the enemy forces.

STANDARD: The OPFOR element bypasses or breaches the enemy obstacle. 1. Detects the obstacle before halting its main body. 2. Defeats the obstacle. a. Bypasses the obstacle without entering the engagement areas. b. Breaches the obstacle within 45 minutes and passes its entire force through the obstacle. 3. Does not incur degradation to the point that the mission must be discontinued.

TASK: Disrupt a Route Reconnaissance (5-OPFOR-0021)

CONDITION: The enemy is conducting a route reconnaissance. The opposing forces (OPFOR) element is positioned along the enemy's route.

STANDARD: The OPFOR element attempts to disrupt a squad/section conducting a route reconnaissance. 1. Prevents the unit from meeting its specified time schedule. 2. Forces the unit to deviate from its specified route. 3. Prevents the unit from reaching its assigned destination. 4. Surprises the squad/section. 5. Inflicts casualties on the unit.

TASK: Conduct Terrorist and Saboteur Attacks (5-OPFOR-0005)

CONDITION: The opposing forces (OPFOR) element dispatches small teams into the enemy's rear area to disrupt combat service support (CSS) operations.

STANDARD: The enemy sustains disrupted command and control (C2), destroyed equipment and supplies, and light casualties. 1. Locates rear support bases and C2 facilities. 2. Delays and disrupts CSS operations through probes. 3. Infiltrates CSS bases to conduct sabotage and terrorist activities. 4. Inflicts light casualties. 5. Destroys supplies and equipment.

TASK: Disrupt a Net Control Station (NCS) (5-OPFOR-0019)

CONDITION: The enemy has established a NCS. The opposing forces (OPFOR) element has radio and jamming equipment.

STANDARD: The OPFOR element attempts to disrupt an NCS. 1. Attempts to locate the radio frequency that the unit is operating on. 2. Attempts to enter the radio net. 3. Attempts to issue "bogus" orders to a unit on the net. 4. Jams the radio frequency and forces the unit to go to an alternate frequency.

TASK: Disrupt Construction of Vehicle Fighting Positions (5-OPFOR-0020)

CONDITION: The opposing forces (OPFOR) element has located the enemy. The priority intelligence requirements (PIR) and other intelligence obtained by OPFOR patrols indicate the enemy is constructing vehicle fighting positions within its defensive area. The OPFOR element has automatic and antiarmor weapons and light mortars.

STANDARD: The OPFOR element attempts to disrupt the enemy's efforts to establish vehicle fighting positions. 1. Locates the defensive area. 2. Surprises the main body. 3. Penetrates the defensive area with squad-size probes. 4. Inflicts casualties on the unit. 5. Destroys vehicles. 6. Disrupts the unit's preparations (prevents or delays beyond the unit's allotted time).

TASK: Conduct an Aerial Reconnaissance (5-OPFOR-0010)

CONDITION: The opposing forces (OPFOR) headquarters (HQ) element requires intelligence on the locations and identification of enemy elements. An aircraft is dispatched to take photographs and make a visual inspection of the enemy rear area.

STANDARD: The OPFOR element gathers photograph intelligence of the enemy. 1. Photographs the assigned sectors. 2. Makes quick visual checks where the ceiling is low. 3. Locates enemy positions in the area, particularly support and storage bases, and command and control (C2) facilities. 4. Sustains no loss of aircraft. 5. Reports priority intelligence requirements (PIR) and other information requirements to the OPFOR HQ.

TASK: Disrupt an Engineer Reconnaissance (5-OPFOR-0022)

CONDITION: The enemy is conducting an engineer reconnaissance. The opposing forces (OPFOR) element is positioned along the enemy's route.

STANDARD: The OPFOR element disrupts an engineer reconnaissance. 1. Prevents the unit from meeting its specified time schedule. 2. Forces the unit to deviate from its specified route. 3. Prevents the unit from accomplishing its assigned engineer reconnaissance. 4. Surprises the unit conducting the reconnaissance.

TASK: Conduct an Attack (5-OPFOR-0008)

CONDITION: The enemy is conducting tactical operations. The opposing forces (OPFOR) element receives orders to attack the enemy, the area of occupation, or the main supply route (MSR) with smoke.

STANDARD: The OPFOR element disrupts the enemy's movement and smoke operations. 1. Determines the delivery method of the smoke attack. 2. Locates the target. 3. Delivers the smoke attack downwind. 4. Attacks the enemy with smoke, and surge attacks when the enemy responds to the smoke.

TASK: Disrupt Quartering Party Operations (5-OPFOR-0017)

CONDITION: The enemy is conducting quartering party operations. It has established an assembly area (AA) but has not moved in the main body.

STANDARD: The opposing forces (OPFOR) element attempts to disrupt quartering party operations and infiltrate the enemy's AA. 1. Locates the quartering party and the AA. 2. Surprises the main body. 3. Penetrates the AA with squad-size probes. 4. Inflicts personnel casualties and vehicle damage. 5. Disrupts the unit's preparations (prevents or delays beyond the unit's allotted time).

TASK: Disrupt Enemy Movement and Operations Using Tactical Nuclear Weapons (5-OPFOR-0016)

CONDITION: The opposing forces (OPFOR) element has located the enemy. Priority intelligence requirements (PIR) and other intelligence requirements have been obtained by OPFOR patrols. Tactical nuclear weapons are employed against key locations in the rear area.

STANDARD: The OPFOR element disrupts enemy movement and operations. 1. Disrupts or delays the movement of the enemy's equipment and supplies to the forward areas. 2. Destroys enemy equipment and supplies. 3. Inflicts a high rate of nuclear casualties among the enemy forces. 4. Denies the enemy the use of specified areas. 5. Contaminates the enemy's equipment and supplies.

TASK: Disrupt Assembly Area (AA) Activities (5-OPFOR-0013)

CONDITION: Intelligence reports indicate that platoon- and company-size enemy units are operating in the opposing forces (OPFOR) area of operations. Enemy units can defend from AAs with direct fire, antiarmor weapons, and indirect fire. The enemy has close air support (CAS) and nuclear, biological, and chemical (NBC) capabilities.

STANDARD: The OPFOR element locates and disrupts the enemy's AA activities. 1. Locates the element's AA. 2. Probes the AA with squad- or team-size elements. 3. Inflicts more than 5 percent casualties on the element. 4. Disrupts the element's preparations (prevents or delays beyond the element's allotted time).

TASK: Disrupt Enemy Movement and Operations Using Persistent and Nonpersistent Chemical Weapons (5-OPFOR-0015)

CONDITION: The opposing forces (OPFOR) element has located the enemy. Priority intelligence requirements (PIR) and other intelligence requirements have been obtained by OPFOR patrols. The OPFOR units deliver chemical agents, by means of conventional artillery weapons or aircraft, along selected supply routes and key bases in the rear area.

STANDARD: The OPFOR element disrupts enemy movement and operations using persistent and nonpersistent chemical weapons. 1. Delivers chemical agents in low and densely wooded areas. 2. Delays the movement of enemy supplies and equipment to the forward areas. 3. Restricts the movement of the enemy units in the rear area. 4. Channels the movement of enemy units into predesignated ambush areas. 5. Contaminates enemy supplies and equipment. 6. Inflicts a high rate of casualties on enemy forces.

TASK: Counter Passage of Lines (5-OPFOR-0012)

CONDITION: Enemy forces are in defensive positions, but they are expected to attempt passage-of-lines operations. The opposing forces (OPFOR) received orders to disrupt enemy passage-of-lines operations.

STANDARD: The OPFOR element delays or prevents enemy passage of lines. 1. Delays the passage. 2. Prevents the company from moving all personnel through the stationary unit. 3. Engages the main body of either the moving or the stationary unit.

TASK: Conduct Air Attacks (5-OPFOR-0002)

CONDITION: The opposing forces (OPFOR) element in the rear area has forwarded the positions of the enemy support sites or the locations of moving elements. The OPFOR aircraft have been dispatched to attack enemy installations or convoys.

STANDARD: The OPFOR element attempts to delay, disrupt, or damage the enemy targets by air. 1. Locates the target (support sites or convoys). 2. Makes attack runs on the designated targets. 3. Inflicts heavy damage to the selected target. 4. Sustains no loss of aircraft. 5. Delays moving the force for more than one hour.

TASK: Surrender to the Capturing Unit on the Battlefield (5-OPFOR-0024)

CONDITION: The enemy has captured the opposing forces (OPFOR) element's soldiers, documents, and equipment sensitive to the OPFOR tactical operations.

STANDARD: The OPFOR soldiers retain or destroy documents and equipment. The OPFOR element surrenders documents and equipment of no tactical use to the enemy and attempts to conceal or destroy items of tactical value. The OPFOR element attempts escape and evasion. 1. Prevents the successful capture of documents and equipment. 2. Destroys documents and equipment. 3. Removes identifying markings from equipment. 4. Removes unit-identifying insignia. 5. Provides misleading information. 6. Plans an escape. 7. Delays movement to the nearest collection point. 8. Prevents safeguarding of enemy prisoners of war (EPWs) in order to cause embarrassment to the United States (US).

TASK: Conduct a Raid (5-OPFOR-0004)

CONDITION: The opposing forces (OPFOR) element has occupied an objective rally point and has orders to conduct a raid on a combat service support (CSS) base.

STANDARD: The OPFOR element infiltrates the enemy's base and destroys all of the targets. 1. Surprises the enemy forces. 2. Assaults the support base and accomplishes the assigned tasks. 3. Destroys the specified equipment and supplies. 4. Avoids being decisively engaged. 5. Withdraws all personnel from the objective areas within the time prescribed. 6. Obtains all priority intelligence requirements (PIR) from the raid site. 7. Sustains only light casualties from enemy fire.

TASK: Attack (5-OPFOR-0001)

CONDITION: The opposing forces (OPFOR) element has located the enemy. The priority intelligence requirements (PIR) and other intelligence requirements have been obtained by OPFOR patrols. The OPFOR element has automatic and antiarmor weapons and light mortars.

STANDARD: The OPFOR element attempts to seize the terrain, vehicles, or equipment. 1. Develops an attack plan. 2. Surprises the enemy unit's main body. 3. Initiates the attack using a scheme of maneuver that exploits the enemy's flanks, gaps, and weaknesses. 4. Uses covered and concealed routes to approach the enemy forces' flanks, gaps, or weakly held areas. 5. Employs indirect fire to support the attack. 6. Penetrates enemy defenses. 7. Destroys equipment and supplies. 8. Inflicts heavy casualties. 9. Isolates the combat service support (CSS) base by blocking reinforcements. 10. Forces enemy units to displace. 11. Avoids being fixed in one position. 12. Withdraws before the CSS base is reinforced with tactical combat forces.

TASK: Defend a Minefield (5-OPFOR-0023)

CONDITION: The enemy is conducting a minefield sweeping operation. The opposing forces (OPFOR) element has a minefield placed in the enemy's path. The minefield is under constant observation and fire.

STANDARD: The OPFOR element defends a minefield against an enemy element conducting a minefield sweeping operation. 1. Prevents the unit from detecting the obstacle. 2. Disrupts the minefield sweeping operation. 3. Prevents the unit from conducting the minefield sweeping operation, prevents the unit from moving all personnel through the breach or delays the completion of the minefield sweeping operation for more than 45 minutes.

TASK: Maintain Contact (5-OPFOR-0003)

CONDITION: The opposing forces (OPFOR) element is engaged with enemy base defense forces. The enemy forces are withdrawing under pressure.

STANDARD: The OPFOR element maintains enemy contact while the enemy withdraws. 1. Engages the enemy forces decisively. 2. Advances the OPFOR as the enemy forces withdraw. 3. Inflicts heavy casualties. 4. Captures the members of the enemy force. 5. Captures documents and equipment. 6. Safeguards captured documents, equipment, and personnel.

TASK: Conduct an Ambush (5-OPFOR-0007)

CONDITION: The enemy is moving in a convoy. The opposing forces (OPFOR) element is positioned along the enemy's route.

STANDARD: The OPFOR element inflicts casualties on the enemy and causes vehicle and equipment damage. 1. Prepares an ambush site before the element arrives. 2. Surprises march element forces. 3. Inflicts heavy casualties within the designated kill zone. 4. Inflicts heavy damage to vehicles and equipment within the designated kill zone. 5. Delays the march element from reaching a specified destination for a specified period of time. 6. Withdraws on order. 7. Sustains no casualties. 8. Reports actions to superiors.

- ELEMENTS:** Section
 Command Section
 Headquarters Detachment
 S1 Section
 S2 and S3 Section
 S4 Section
 Communication Section

TASK: Cross a Chemically Contaminated Area (03-3-C226.05-T01A)
 (FM 3-3)

ITERATION: 1M 2M 3M 4M 5M (Circle)

COMMANDER/LEADER ASSESSMENT: T P U (Circle)

CONDITIONS: The unit is en route to a new location on a designated route. The unit cannot move off that route and still complete its assigned mission. The unit discovers contamination on the route and is directed to cross the contaminated area. This task is always performed in MOPP4.

TASK STANDARDS: The unit crosses the contaminated area without suffering chemical-agent casualties. The time required to perform this task is increased when conducting it in mission-oriented protection posture (MOPP) 4.

TASK STEPS AND PERFORMANCE MEASURES	GO	NO-GO
<p>* 1. The element leader selects a route across the contaminated area.</p> <ul style="list-style-type: none"> a. Used a nuclear, biological, and chemical (NBC) 5 (chemical) report and/or reconnaissance reports to select a route. b. Selected a route that minimized exposure consistent with the mission. c. Obtained a route clearance and approval. <p>2. The element prepares to cross the area.</p> <ul style="list-style-type: none"> a. Assumed MOPP 4 for crossing the area. b. Ensured that all drivers, vehicle commanders, and leaders knew the march route or had strip maps. c. Ensured that all vehicles were buttoned up (mounted movement). d. Placed externally stored equipment inside the vehicle or covered it with available material. e. Attached M9 detector paper to soldiers and vehicles to provide warning of contamination. <p>3. The element crosses the area.</p> <ul style="list-style-type: none"> a. Avoided low ground, overhanging branches, and brush to the extent allowed by the tactical situation. b. Conducted dismounted movement, if necessary, as rapidly as possible. c. Crossed the area as quickly and as carefully as possible. <p>4. The element exits the contaminated area.</p> <ul style="list-style-type: none"> a. Checked for casualties. b. Reported casualties, if applicable. c. Conducted necessary decontamination. d. Continued the mission. 		

TASK PERFORMANCE / EVALUATION SUMMARY BLOCK							
ITERATION	1M	2M	3M	4M	5M		TOTAL
TOTAL TASK STEPS EVALUATED							
TOTAL TASK STEPS "GO"							
TRAINING STATUS "GO"/"NO-GO"							

"*" indicates a leader task step.

SUPPORTING INDIVIDUAL TASKS

Task Number	Task Title
031-503-1014	Identify Chemical Agents Using M8 Detector Paper
031-503-2004	Prepare and Submit NBC 4 Reports
031-503-3004	Supervise the Crossing of a Contaminated Area
071-329-1005	Determine a Location on the Ground by Terrain Association
121-030-3534	Report Casualties

SUPPORTING COLLECTIVE TASKS

Task Number	Task Title
12-1-0403.05-T01A	Report Casualties

OPFOR TASKS AND STANDARDS

TASK: Conduct an Ambush (5-OPFOR-0007)

CONDITION: The enemy is moving in a convoy. The opposing forces (OPFOR) element is positioned along the enemy's route.

STANDARD: The OPFOR element inflicts casualties on the enemy and causes vehicle and equipment damage. 1. Prepares an ambush site before the element arrives. 2. Surprises march element forces. 3. Inflicts heavy casualties within the designated kill zone. 4. Inflicts heavy damage to vehicles and equipment within the designated kill zone. 5. Delays the march element from reaching a specified destination for a specified period of time. 6. Withdraws on order. 7. Sustains no casualties. 8. Reports actions to superiors.

TASK: Conduct an Aerial Reconnaissance (5-OPFOR-0010)

CONDITION: The opposing forces (OPFOR) headquarters (HQ) element requires intelligence on the locations and identification of enemy elements. An aircraft is dispatched to take photographs and make a visual inspection of the enemy rear area.

STANDARD: The OPFOR element gathers photograph intelligence of the enemy. 1. Photographs the assigned sectors. 2. Makes quick visual checks where the ceiling is low. 3. Locates enemy positions in the area, particularly support and storage bases, and command and control (C2) facilities. 4. Sustains no loss of aircraft. 5. Reports priority intelligence requirements (PIR) and other information requirements to the OPFOR HQ.

TASK: Conduct Terrorist and Saboteur Attacks (5-OPFOR-0005)

CONDITION: The opposing forces (OPFOR) element dispatches small teams into the enemy's rear area to disrupt combat service support (CSS) operations.

STANDARD: The enemy sustains disrupted command and control (C2), destroyed equipment and supplies, and light casualties. 1. Locates rear support bases and C2 facilities. 2. Delays and disrupts CSS operations through probes. 3. Infiltrates CSS bases to conduct sabotage and terrorist activities. 4. Inflicts light casualties. 5. Destroys supplies and equipment.

TASK: Disrupt Defensive Preparations (5-OPFOR-0018)

CONDITION: The opposing forces (OPFOR) element has located the enemy. Priority intelligence requirements (PIR) and other intelligence requirements obtained by OPFOR patrols indicate that the enemy elements are establishing defensive positions. The OPFOR element has automatic and antiarmor weapons and light mortars.

STANDARD: The OPFOR element disrupts and delays the enemy's defensive preparations. 1. Locates and penetrates the enemy's security system. 2. Forces the enemy to delay defensive preparations. 3. Disrupts the enemy's obstacle preparations.

TASK: Disrupt Movement (5-OPFOR-0014)

CONDITION: The enemy is expected to move through the opposing forces (OPFOR) element's area of operations. The OPFOR element has received an operation order (OPORD) or fragmentary order (FRAGO) to disrupt enemy movement. The enemy has the capability to defend with direct fire and antiarmor weapons.

STANDARD: The OPFOR element delays enemy movement. 1. Delays the element. 2. Forces the element to deviate from its route. 3. Prevents the element from reaching its destination. 4. Surprises the element's main body.

TASK: Defeat Obstacles (5-OPFOR-0009)

CONDITION: The opposing forces (OPFOR) element encounters an obstacle that blocks the avenue of approach as it advances upon the enemy forces.

STANDARD: The OPFOR element bypasses or breaches the enemy obstacle. 1. Detects the obstacle before halting its main body. 2. Defeats the obstacle. a. Bypasses the obstacle without entering the engagement areas. b. Breaches the obstacle within 45 minutes and passes its entire force through the obstacle. 3. Does not incur degradation to the point that the mission must be discontinued.

TASK: Disrupt a Route Reconnaissance (5-OPFOR-0021)

CONDITION: The enemy is conducting a route reconnaissance. The opposing forces (OPFOR) element is positioned along the enemy's route.

STANDARD: The OPFOR element attempts to disrupt a squad/section conducting a route reconnaissance. 1. Prevents the unit from meeting its specified time schedule. 2. Forces the unit to deviate from its specified route. 3. Prevents the unit from reaching its assigned destination. 4. Surprises the squad/section. 5. Inflicts casualties on the unit.

TASK: Disrupt a Net Control Station (NCS) (5-OPFOR-0019)

CONDITION: The enemy has established a NCS. The opposing forces (OPFOR) element has radio and jamming equipment.

STANDARD: The OPFOR element attempts to disrupt an NCS. 1. Attempts to locate the radio frequency that the unit is operating on. 2. Attempts to enter the radio net. 3. Attempts to issue "bogus" orders to a unit on the net. 4. Jams the radio frequency and forces the unit to go to an alternate frequency.

TASK: Disrupt Construction of Vehicle Fighting Positions (5-OPFOR-0020)

CONDITION: The opposing forces (OPFOR) element has located the enemy. The priority intelligence requirements (PIR) and other intelligence obtained by OPFOR patrols indicate the enemy is constructing vehicle fighting positions within its defensive area. The OPFOR element has automatic and antiarmor weapons and light mortars.

STANDARD: The OPFOR element attempts to disrupt the enemy's efforts to establish vehicle fighting positions. 1. Locates the defensive area. 2. Surprises the main body. 3. Penetrates the defensive area with squad-size probes. 4. Inflicts casualties on the unit. 5. Destroys vehicles. 6. Disrupts the unit's preparations (prevents or delays beyond the unit's allotted time).

TASK: Disrupt an Engineer Reconnaissance (5-OPFOR-0022)

CONDITION: The enemy is conducting an engineer reconnaissance. The opposing forces (OPFOR) element is positioned along the enemy's route.

STANDARD: The OPFOR element disrupts an engineer reconnaissance. 1. Prevents the unit from meeting its specified time schedule. 2. Forces the unit to deviate from its specified route. 3. Prevents the unit from accomplishing its assigned engineer reconnaissance. 4. Surprises the unit conducting the reconnaissance.

TASK: Conduct an Attack (5-OPFOR-0008)

CONDITION: The enemy is conducting tactical operations. The opposing forces (OPFOR) element receives orders to attack the enemy, the area of occupation, or the main supply route (MSR) with smoke.

STANDARD: The OPFOR element disrupts the enemy's movement and smoke operations. 1. Determines the delivery method of the smoke attack. 2. Locates the target. 3. Delivers the smoke attack downwind. 4. Attacks the enemy with smoke, and surge attacks when the enemy responds to the smoke.

TASK: Disrupt Quartering Party Operations (5-OPFOR-0017)

CONDITION: The enemy is conducting quartering party operations. It has established an assembly area (AA) but has not moved in the main body.

STANDARD: The opposing forces (OPFOR) element attempts to disrupt quartering party operations and infiltrate the enemy's AA. 1. Locates the quartering party and the AA. 2. Surprises the main body. 3. Penetrates the AA with squad-size probes. 4. Inflicts personnel casualties and vehicle damage. 5. Disrupts the unit's preparations (prevents or delays beyond the unit's allotted time).

TASK: Disrupt Enemy Movement and Operations Using Tactical Nuclear Weapons (5-OPFOR-0016)

CONDITION: The opposing forces (OPFOR) element has located the enemy. Priority intelligence requirements (PIR) and other intelligence requirements have been obtained by OPFOR patrols. Tactical nuclear weapons are employed against key locations in the rear area.

STANDARD: The OPFOR element disrupts enemy movement and operations. 1. Disrupts or delays the movement of the enemy's equipment and supplies to the forward areas. 2. Destroys enemy equipment and supplies. 3. Inflicts a high rate of nuclear casualties among the enemy forces. 4. Denies the enemy the use of specified areas. 5. Contaminates the enemy's equipment and supplies.

TASK: Disrupt Assembly Area (AA) Activities (5-OPFOR-0013)

CONDITION: Intelligence reports indicate that platoon- and company-size enemy units are operating in the opposing forces (OPFOR) area of operations. Enemy units can defend from AAs with direct fire, antiarmor weapons, and indirect fire. The enemy has close air support (CAS) and nuclear, biological, and chemical (NBC) capabilities.

STANDARD: The OPFOR element locates and disrupts the enemy's AA activities. 1. Locates the element's AA. 2. Probes the AA with squad- or team-size elements. 3. Inflicts more than 5 percent casualties on the element. 4. Disrupts the element's preparations (prevents or delays beyond the element's allotted time).

TASK: Disrupt Enemy Movement and Operations Using Persistent and Nonpersistent Chemical Weapons (5-OPFOR-0015)

CONDITION: The opposing forces (OPFOR) element has located the enemy. Priority intelligence requirements (PIR) and other intelligence requirements have been obtained by OPFOR patrols. The OPFOR units deliver chemical agents, by means of conventional artillery weapons or aircraft, along selected supply routes and key bases in the rear area.

STANDARD: The OPFOR element disrupts enemy movement and operations using persistent and nonpersistent chemical weapons. 1. Delivers chemical agents in low and densely wooded areas. 2. Delays the movement of enemy supplies and equipment to the forward areas. 3. Restricts the movement of the enemy units in the rear area. 4. Channels the movement of enemy units into predesignated ambush areas. 5. Contaminates enemy supplies and equipment. 6. Inflicts a high rate of casualties on enemy forces.

TASK: Counter Passage of Lines (5-OPFOR-0012)

CONDITION: Enemy forces are in defensive positions, but they are expected to attempt passage-of-lines operations. The opposing forces (OPFOR) received orders to disrupt enemy passage-of-lines operations.

STANDARD: The OPFOR element delays or prevents enemy passage of lines. 1. Delays the passage. 2. Prevents the company from moving all personnel through the stationary unit. 3. Engages the main body of either the moving or the stationary unit.

TASK: Conduct Air Attacks (5-OPFOR-0002)

CONDITION: The opposing forces (OPFOR) element in the rear area has forwarded the positions of the enemy support sites or the locations of moving elements. The OPFOR aircraft have been dispatched to attack enemy installations or convoys.

STANDARD: The OPFOR element attempts to delay, disrupt, or damage the enemy targets by air. 1. Locates the target (support sites or convoys). 2. Makes attack runs on the designated targets. 3. Inflicts heavy damage to the selected target. 4. Sustains no loss of aircraft. 5. Delays moving the force for more than one hour.

TASK: Surrender to the Capturing Unit on the Battlefield (5-OPFOR-0024)

CONDITION: The enemy has captured the opposing forces (OPFOR) element's soldiers, documents, and equipment sensitive to the OPFOR tactical operations.

STANDARD: The OPFOR soldiers retain or destroy documents and equipment. The OPFOR element surrenders documents and equipment of no tactical use to the enemy and attempts to conceal or destroy items of tactical value. The OPFOR element attempts escape and evasion. 1. Prevents the successful capture of documents and equipment. 2. Destroys documents and equipment. 3. Removes identifying markings from equipment. 4. Removes unit-identifying insignia. 5. Provides misleading information. 6. Plans an escape. 7. Delays movement to the nearest collection point. 8. Prevents safeguarding of enemy prisoners of war (EPWs) in order to cause embarrassment to the United States (US).

TASK: Conduct a Raid (5-OPFOR-0004)

CONDITION: The opposing forces (OPFOR) element has occupied an objective rally point and has orders to conduct a raid on a combat service support (CSS) base.

STANDARD: The OPFOR element infiltrates the enemy's base and destroys all of the targets. 1. Surprises the enemy forces. 2. Assaults the support base and accomplishes the assigned tasks. 3. Destroys the specified equipment and supplies. 4. Avoids being decisively engaged. 5. Withdraws all personnel from the objective areas within the time prescribed. 6. Obtains all priority intelligence requirements (PIR) from the raid site. 7. Sustains only light casualties from enemy fire.

TASK: Attack (5-OPFOR-0001)

CONDITION: The opposing forces (OPFOR) element has located the enemy. The priority intelligence requirements (PIR) and other intelligence requirements have been obtained by OPFOR patrols. The OPFOR element has automatic and antiarmor weapons and light mortars.

STANDARD: The OPFOR element attempts to seize the terrain, vehicles, or equipment. 1. Develops an attack plan. 2. Surprises the enemy unit's main body. 3. Initiates the attack using a scheme of maneuver that exploits the enemy's flanks, gaps, and weaknesses. 4. Uses covered and concealed routes to approach the enemy forces' flanks, gaps, or weakly held areas. 5. Employs indirect fire to support the attack. 6. Penetrates enemy defenses. 7. Destroys equipment and supplies. 8. Inflicts heavy casualties. 9. Isolates the combat service support (CSS) base by blocking reinforcements. 10. Forces enemy units to displace. 11. Avoids being fixed in one position. 12. Withdraws before the CSS base is reinforced with tactical combat forces.

TASK: Defend a Minefield (5-OPFOR-0023)

CONDITION: The enemy is conducting a minefield sweeping operation. The opposing forces (OPFOR) element has a minefield placed in the enemy's path. The minefield is under constant observation and fire.

STANDARD: The OPFOR element defends a minefield against an enemy element conducting a minefield sweeping operation. 1. Prevents the unit from detecting the obstacle. 2. Disrupts the minefield sweeping operation. 3. Prevents the unit from conducting the minefield sweeping operation, prevents the unit from moving all personnel through the breach or delays the completion of the minefield sweeping operation for more than 45 minutes.

TASK: Maintain Contact (5-OPFOR-0003)

CONDITION: The opposing forces (OPFOR) element is engaged with enemy base defense forces. The enemy forces are withdrawing under pressure.

STANDARD: The OPFOR element maintains enemy contact while the enemy withdraws. 1. Engages the enemy forces decisively. 2. Advances the OPFOR as the enemy forces withdraw. 3. Inflicts heavy casualties. 4. Captures the members of the enemy force. 5. Captures documents and equipment. 6. Safeguards captured documents, equipment, and personnel.

- ELEMENTS:** Section
 Command Section
 Headquarters Detachment
 S1 Section
 S2 and S3 Section
 S4 Section
 Communication Section

TASK: Camouflage Vehicles and Equipment (05-2-0301)
 (FM 20-3)

ITERATION: 1 2 3 4 5 M (Circle)

COMMANDER/LEADER ASSESSMENT: T P U (Circle)

CONDITIONS: The unit is tactically deployed. The enemy has air and ground surveillance capability, to include infrared sensors. Camouflage resources are available. Digital units have performed functionality checks, and systems are operational. Some iterations of this task should be performed in MOPP4.

TASK STANDARDS: Vehicles, equipment, and individual fighting positions cannot be detected by ground forces within small-arms range. The element's location or identity cannot be determined through aerial photographs or ground surveillance radar (GSR). Digital units send and receive reports using frequency-modulated (FM) or digital means. The time required to perform this task is increased when conducting it in mission-oriented protection posture (MOPP) 4.

TASK STEPS AND PERFORMANCE MEASURES	GO	NO-GO
<p>* 1. The element leader selects concealed vehicle positions and traffic routes.</p> <ul style="list-style-type: none"> a. Ensured that the vehicle operators used concealed routes whenever possible, following and paralleling hedges, woods, fences, cultivated fields, and other natural terrain features. b. Ensured that the vehicle's track signature continued past the parked location to another logical spot. <p>2. Operators maneuver vehicles along concealed routes.</p> <ul style="list-style-type: none"> a. Used existing tracks. b. Avoided movement near terrain features (such as hilltops and road intersections) that may have been used as a reference point by the enemy's ground or aerial fires. c. Obliterated vehicle tracks where they turned, concealing vehicle positions. <p>3. The element conceals vehicles and equipment.</p> <ul style="list-style-type: none"> a. Positioned vehicles and equipment under natural cover or in shadows. b. Positioned vehicles and equipment so that their shapes blended with the surroundings. c. Used natural materials to distort and combine with the shapes or shadows of vehicles and equipment. d. Blended natural materials with the surrounding area. e. Replaced cut vegetation when it withered or changed color. f. Used nets to create shadows. g. Used camouflage-screening systems to enhance natural materials. h. Kept heat sources (generators, engines, and mess areas) under screening systems, even when using natural concealment. i. Covered shiny objects such as windshields, headlights, cab windows, and wet vehicle bodies. j. Dug in (if in desert or open terrain) when the situation permitted. 		

TASK STEPS AND PERFORMANCE MEASURES	GO	NO-GO
k. Concealed vehicle track signatures in snow-covered terrain. l. Disguised vehicles and equipment to change their appearance or to resemble something of lesser or greater threat to the enemy. * 4. Leaders enforce camouflage discipline. a. Ensured that the element's activities did not change the area's appearance or reveal the presence of military equipment. b. Enforced measures to maintain blackout conditions at night. c. Ensured that measures were taken to eliminate or reduce noise by muffling or masking it with the terrain, defilade positions, or shields. d. Ensured the prompt and complete police of debris or spoil from the area. * 5. Leaders know when opposing forces (OPFOR) surveillance is overhead. a. Received satellite transmission (SATRAN) information from higher headquarters (HQ). b. Disseminated pertinent SATRAN information to subordinates. c. Incorporated SATRAN information into the tactical plan.		

TASK PERFORMANCE / EVALUATION SUMMARY BLOCK							
ITERATION	1	2	3	4	5	M	TOTAL
TOTAL TASK STEPS EVALUATED							
TOTAL TASK STEPS "GO"							
TRAINING STATUS "GO"/"NO-GO"							

"*" indicates a leader task step.

SUPPORTING INDIVIDUAL TASKS

Task Number	Task Title
071-326-5705	Establish an Observation Post
071-328-5301	Inspect Personnel/Equipment
071-331-0815	Practice Noise, Light, and Litter Discipline
071-430-0006	Conduct a Defense by a Platoon

SUPPORTING COLLECTIVE TASKS: NONE

OPFOR TASKS AND STANDARDS

TASK: Conduct Sniper Operations (5-OPFOR-0006)

CONDITION: The opposing forces (OPFOR) element has assigned snipers (regular or irregular elements) in the enemy's rear area along the main supply route (MSR) and near support sites.

STANDARD: The OPFOR element kills or wounds targets. 1. Sets up a well-concealed location. 2. Engages vehicle drivers or personnel on foot with short bursts of semiautomatic fire. 3. Kills or wounds selected targets. 4. Prevents the position from being discovered by enemy forces. 5. Evacuates the area without being spotted. 6. Reports all specified priority intelligence requirements (PIR) and other intelligence requirements to the OPFOR headquarters (HQ).

TASK: Disrupt Defensive Preparations (5-OPFOR-0018)

CONDITION: The opposing forces (OPFOR) element has located the enemy. Priority intelligence requirements (PIR) and other intelligence requirements obtained by OPFOR patrols indicate that the enemy elements are establishing defensive positions. The OPFOR element has automatic and antiarmor weapons and light mortars.

STANDARD: The OPFOR element disrupts and delays the enemy's defensive preparations. 1. Locates and penetrates the enemy's security system. 2. Forces the enemy to delay defensive preparations. 3. Disrupts the enemy's obstacle preparations.

TASK: Disrupt Movement (5-OPFOR-0014)

CONDITION: The enemy is expected to move through the opposing forces (OPFOR) element's area of operations. The OPFOR element has received an operation order (OPORD) or fragmentary order (FRAGO) to disrupt enemy movement. The enemy has the capability to defend with direct fire and antiarmor weapons.

STANDARD: The OPFOR element delays enemy movement. 1. Delays the element. 2. Forces the element to deviate from its route. 3. Prevents the element from reaching its destination. 4. Surprises the element's main body.

TASK: Defeat Obstacles (5-OPFOR-0009)

CONDITION: The opposing forces (OPFOR) element encounters an obstacle that blocks the avenue of approach as it advances upon the enemy forces.

STANDARD: The OPFOR element bypasses or breaches the enemy obstacle. 1. Detects the obstacle before halting its main body. 2. Defeats the obstacle. a. Bypasses the obstacle without entering the engagement areas. b. Breaches the obstacle within 45 minutes and passes its entire force through the obstacle. 3. Does not incur degradation to the point that the mission must be discontinued.

TASK: Conduct an Attack (5-OPFOR-0008)

CONDITION: The enemy is conducting tactical operations. The opposing forces (OPFOR) element receives orders to attack the enemy, the area of occupation, or the main supply route (MSR) with smoke.

STANDARD: The OPFOR element disrupts the enemy's movement and smoke operations. 1. Determines the delivery method of the smoke attack. 2. Locates the target. 3. Delivers the smoke attack downwind. 4. Attacks the enemy with smoke, and surge attacks when the enemy responds to the smoke.

TASK: Disrupt a Route Reconnaissance (5-OPFOR-0021)

CONDITION: The enemy is conducting a route reconnaissance. The opposing forces (OPFOR) element is positioned along the enemy's route.

STANDARD: The OPFOR element attempts to disrupt a squad/section conducting a route reconnaissance. 1. Prevents the unit from meeting its specified time schedule. 2. Forces the unit to deviate from its specified route. 3. Prevents the unit from reaching its assigned destination. 4. Surprises the squad/section. 5. Inflicts casualties on the unit.

TASK: Conduct Terrorist and Saboteur Attacks (5-OPFOR-0005)

CONDITION: The opposing forces (OPFOR) element dispatches small teams into the enemy's rear area to disrupt combat service support (CSS) operations.

STANDARD: The enemy sustains disrupted command and control (C2), destroyed equipment and supplies, and light casualties. 1. Locates rear support bases and C2 facilities. 2. Delays and disrupts CSS operations through probes. 3. Infiltrates CSS bases to conduct sabotage and terrorist activities. 4. Inflicts light casualties. 5. Destroys supplies and equipment.

TASK: Disrupt a Net Control Station (NCS) (5-OPFOR-0019)

CONDITION: The enemy has established a NCS. The opposing forces (OPFOR) element has radio and jamming equipment.

STANDARD: The OPFOR element attempts to disrupt an NCS. 1. Attempts to locate the radio frequency that the unit is operating on. 2. Attempts to enter the radio net. 3. Attempts to issue "bogus" orders to a unit on the net. 4. Jams the radio frequency and forces the unit to go to an alternate frequency.

TASK: Disrupt Construction of Vehicle Fighting Positions (5-OPFOR-0020)

CONDITION: The opposing forces (OPFOR) element has located the enemy. The priority intelligence requirements (PIR) and other intelligence obtained by OPFOR patrols indicate the enemy is constructing vehicle fighting positions within its defensive area. The OPFOR element has automatic and antiarmor weapons and light mortars.

STANDARD: The OPFOR element attempts to disrupt the enemy's efforts to establish vehicle fighting positions. 1. Locates the defensive area. 2. Surprises the main body. 3. Penetrates the defensive area with squad-size probes. 4. Inflicts casualties on the unit. 5. Destroys vehicles. 6. Disrupts the unit's preparations (prevents or delays beyond the unit's allotted time).

TASK: Conduct an Ambush (5-OPFOR-0007)

CONDITION: The enemy is moving in a convoy. The opposing forces (OPFOR) element is positioned along the enemy's route.

STANDARD: The OPFOR element inflicts casualties on the enemy and causes vehicle and equipment damage. 1. Prepares an ambush site before the element arrives. 2. Surprises march element forces. 3. Inflicts heavy casualties within the designated kill zone. 4. Inflicts heavy damage to vehicles and equipment within the designated kill zone. 5. Delays the march element from reaching a specified destination for a specified period of time. 6. Withdraws on order. 7. Sustains no casualties. 8. Reports actions to superiors.

TASK: Conduct an Aerial Reconnaissance (5-OPFOR-0010)

CONDITION: The opposing forces (OPFOR) headquarters (HQ) element requires intelligence on the locations and identification of enemy elements. An aircraft is dispatched to take photographs and make a visual inspection of the enemy rear area.

STANDARD: The OPFOR element gathers photograph intelligence of the enemy. 1. Photographs the assigned sectors. 2. Makes quick visual checks where the ceiling is low. 3. Locates enemy positions in the area, particularly support and storage bases, and command and control (C2) facilities. 4. Sustains no loss of aircraft. 5. Reports priority intelligence requirements (PIR) and other information requirements to the OPFOR HQ.

TASK: Disrupt Quartering Party Operations (5-OPFOR-0017)

CONDITION: The enemy is conducting quartering party operations. It has established an assembly area (AA) but has not moved in the main body.

STANDARD: The opposing forces (OPFOR) element attempts to disrupt quartering party operations and infiltrate the enemy's AA. 1. Locates the quartering party and the AA. 2. Surprises the main body. 3. Penetrates the AA with squad-size probes. 4. Inflicts personnel casualties and vehicle damage. 5. Disrupts the unit's preparations (prevents or delays beyond the unit's allotted time).

TASK: Disrupt Enemy Movement and Operations Using Persistent and Nonpersistent Chemical Weapons (5-OPFOR-0015)

CONDITION: The opposing forces (OPFOR) element has located the enemy. Priority intelligence requirements (PIR) and other intelligence requirements have been obtained by OPFOR patrols. The OPFOR units deliver chemical agents, by means of conventional artillery weapons or aircraft, along selected supply routes and key bases in the rear area.

STANDARD: The OPFOR element disrupts enemy movement and operations using persistent and nonpersistent chemical weapons. 1. Delivers chemical agents in low and densely wooded areas. 2. Delays the movement of enemy supplies and equipment to the forward areas. 3. Restricts the movement of the enemy units in the rear area. 4. Channels the movement of enemy units into predesignated ambush areas. 5. Contaminates enemy supplies and equipment. 6. Inflicts a high rate of casualties on enemy forces.

TASK: Disrupt Enemy Movement and Operations Using Tactical Nuclear Weapons (5-OPFOR-0016)

CONDITION: The opposing forces (OPFOR) element has located the enemy. Priority intelligence requirements (PIR) and other intelligence requirements have been obtained by OPFOR patrols. Tactical nuclear weapons are employed against key locations in the rear area.

STANDARD: The OPFOR element disrupts enemy movement and operations. 1. Disrupts or delays the movement of the enemy's equipment and supplies to the forward areas. 2. Destroys enemy equipment and supplies. 3. Inflicts a high rate of nuclear casualties among the enemy forces. 4. Denies the enemy the use of specified areas. 5. Contaminates the enemy's equipment and supplies.

TASK: Counter Passage of Lines (5-OPFOR-0012)

CONDITION: Enemy forces are in defensive positions, but they are expected to attempt passage-of-lines operations. The opposing forces (OPFOR) received orders to disrupt enemy passage-of-lines operations.

STANDARD: The OPFOR element delays or prevents enemy passage of lines. 1. Delays the passage. 2. Prevents the company from moving all personnel through the stationary unit. 3. Engages the main body of either the moving or the stationary unit.

TASK: Conduct a Raid (5-OPFOR-0004)

CONDITION: The opposing forces (OPFOR) element has occupied an objective rally point and has orders to conduct a raid on a combat service support (CSS) base.

STANDARD: The OPFOR element infiltrates the enemy's base and destroys all of the targets. 1. Surprises the enemy forces. 2. Assaults the support base and accomplishes the assigned tasks. 3. Destroys the specified equipment and supplies. 4. Avoids being decisively engaged. 5. Withdraws all personnel from the objective areas within the time prescribed. 6. Obtains all priority intelligence requirements (PIR) from the raid site. 7. Sustains only light casualties from enemy fire.

TASK: Defend a Minefield (5-OPFOR-0023)

CONDITION: The enemy is conducting a minefield sweeping operation. The opposing forces (OPFOR) element has a minefield placed in the enemy's path. The minefield is under constant observation and fire.

STANDARD: The OPFOR element defends a minefield against an enemy element conducting a minefield sweeping operation. 1. Prevents the unit from detecting the obstacle. 2. Disrupts the minefield sweeping operation. 3. Prevents the unit from conducting the minefield sweeping operation, prevents the unit from moving all personnel through the breach or delays the completion of the minefield sweeping operation for more than 45 minutes.

TASK: Conduct Air Attacks (5-OPFOR-0002)

CONDITION: The opposing forces (OPFOR) element in the rear area has forwarded the positions of the enemy support sites or the locations of moving elements. The OPFOR aircraft have been dispatched to attack enemy installations or convoys.

STANDARD: The OPFOR element attempts to delay, disrupt, or damage the enemy targets by air. 1. Locates the target (support sites or convoys). 2. Makes attack runs on the designated targets. 3. Inflicts heavy damage to the selected target. 4. Sustains no loss of aircraft. 5. Delays moving the force for more than one hour.

TASK: Surrender to the Capturing Unit on the Battlefield (5-OPFOR-0024)

CONDITION: The enemy has captured the opposing forces (OPFOR) element's soldiers, documents, and equipment sensitive to the OPFOR tactical operations.

STANDARD: The OPFOR soldiers retain or destroy documents and equipment. The OPFOR element surrenders documents and equipment of no tactical use to the enemy and attempts to conceal or destroy items of tactical value. The OPFOR element attempts escape and evasion. 1. Prevents the successful capture of documents and equipment. 2. Destroys documents and equipment. 3. Removes identifying markings from equipment. 4. Removes unit-identifying insignia. 5. Provides misleading information. 6. Plans an escape. 7. Delays movement to the nearest collection point. 8. Prevents safeguarding of enemy prisoners of war (EPWs) in order to cause embarrassment to the United States (US).

TASK: Attack (5-OPFOR-0001)

CONDITION: The opposing forces (OPFOR) element has located the enemy. The priority intelligence requirements (PIR) and other intelligence requirements have been obtained by OPFOR patrols. The OPFOR element has automatic and antiarmor weapons and light mortars.

STANDARD: The OPFOR element attempts to seize the terrain, vehicles, or equipment. 1. Develops an attack plan. 2. Surprises the enemy unit's main body. 3. Initiates the attack using a scheme of maneuver that exploits the enemy's flanks, gaps, and weaknesses. 4. Uses covered and concealed routes to approach the enemy forces' flanks, gaps, or weakly held areas. 5. Employs indirect fire to support the attack. 6. Penetrates enemy defenses. 7. Destroys equipment and supplies. 8. Inflicts heavy casualties. 9. Isolates the combat service support (CSS) base by blocking reinforcements. 10. Forces enemy units to displace. 11. Avoids being fixed in one position. 12. Withdraws before the CSS base is reinforced with tactical combat forces.

TASK: Disrupt Assembly Area (AA) Activities (5-OPFOR-0013)

CONDITION: Intelligence reports indicate that platoon- and company-size enemy units are operating in the opposing forces (OPFOR) area of operations. Enemy units can defend from AAs with direct fire, antiarmor weapons, and indirect fire. The enemy has close air support (CAS) and nuclear, biological, and chemical (NBC) capabilities.

STANDARD: The OPFOR element locates and disrupts the enemy's AA activities. 1. Locates the element's AA. 2. Probes the AA with squad- or team-size elements. 3. Inflicts more than 5 percent casualties on the element. 4. Disrupts the element's preparations (prevents or delays beyond the element's allotted time).

TASK: Disrupt an Engineer Reconnaissance (5-OPFOR-0022)

CONDITION: The enemy is conducting an engineer reconnaissance. The opposing forces (OPFOR) element is positioned along the enemy's route.

STANDARD: The OPFOR element disrupts an engineer reconnaissance. 1. Prevents the unit from meeting its specified time schedule. 2. Forces the unit to deviate from its specified route. 3. Prevents the unit from accomplishing its assigned engineer reconnaissance. 4. Surprises the unit conducting the reconnaissance.

TASK: Maintain Contact (5-OPFOR-0003)

CONDITION: The opposing forces (OPFOR) element is engaged with enemy base defense forces. The enemy forces are withdrawing under pressure.

STANDARD: The OPFOR element maintains enemy contact while the enemy withdraws. 1. Engages the enemy forces decisively. 2. Advances the OPFOR as the enemy forces withdraw. 3. Inflicts heavy casualties. 4. Captures the members of the enemy force. 5. Captures documents and equipment. 6. Safeguards captured documents, equipment, and personnel.

- ELEMENTS:** Section
 Command Section
 Headquarters Detachment
 S1 Section
 S2 and S3 Section
 S4 Section
 Communication Section

TASK: Defend a Convoy Against a Ground Attack (05-2-0911)
 (FM 55-30) (FM 21-75) (FM 24-19)
 (FM 24-35) (FM 24-35-1) (FM 71-1)

ITERATION: 1 2 3 4 5 M (Circle)

COMMANDER/LEADER ASSESSMENT: T P U (Circle)

CONDITIONS: The team is performing continuous operations. An enemy squad- to platoon-size force attacks the convoy's main body. The operation order (OPORD) and rules of engagement (ROE) provide guidance for the mission and actions to take upon contact. Some iterations of this task should be performed in MOPP4.

TASK STANDARDS: The convoy protects itself and attacks or disengages from the enemy. The convoy minimizes casualties or damage by taking immediate-action measures. Digital units send and receive orders and reports using frequency-modulated (FM) or digital means to conduct combat operations. The time required to perform this task is increased when conducting it in mission-oriented protection posture (MOPP) 4.

TASK STEPS AND PERFORMANCE MEASURES	GO	NO-GO
<p>* 1. The element leader prepares for combat operations. He-- NOTE: Digital units set stale settings to provide current friendly and enemy unit locations.</p> <ul style="list-style-type: none"> a. Designated and positioned the security elements throughout the convoy (front, rear, and flank). b. Established radio communications with security elements. c. Designated actions upon enemy contact (action front, left, right, or rear; air attack; or indirect fire). d. Assigned each armed vehicle a sector of fire for the movement, and ensured that the convoy had 360-degree coverage while moving. e. Designated en route rally points and the actions to be taken at those points. f. Coordinated with the battalion Operations and Training Officer (US Army) (S3) for indirect fire along the planned route. g. Received an update from the battalion Intelligence Officer (US Army) (S2) on probable enemy actions influencing the convoy route or the mission. <p>NOTE: Digital units receive updated intelligence information through the Force XXI Command Brigade and Below (FBCB2) System or the Maneuver Control System (MCS).</p> <p>2. The element prepares for combat operations. Members--</p> <ul style="list-style-type: none"> a. Loaded vehicles, stowed or tied down all loose equipment, and ensured that there was enough space to bring weapons to bear. <p>NOTE: Air guards are present.</p> <ul style="list-style-type: none"> b. Ensured that weapons were functional and had their basic load of ammunition. c. Rehearsed the procedures for enemy contact before the start point (SP). 		

TASK STEPS AND PERFORMANCE MEASURES	GO	NO-GO
<p>d. Ensured that each vehicle commander knew the route and all standing operating procedures (SOPs).</p> <p>3. The convoy reacts to enemy contact. Members--</p> <ul style="list-style-type: none"> a. Scanned the area for the enemy and returned fire at identified enemy positions. b. Sought available cover. c. Maneuvered vehicles to allow the gunner to engage the enemy and moved all unarmed vehicles to cover. d. Provided suppressive gunnery fire on the enemy. e. Deployed the security teams and reported the situation to the element leader. <p>* 4. The element leader develops the situation. He--</p> <ul style="list-style-type: none"> a. Initiated fire and maneuver. b. Requested indirect-fire support. c. Sought information on the enemy's strength, composition, and disposition. d. Evaluated the direction and volume of the enemy fire, confirmed or suspected enemy positions, and the terrain capacity for the masking forces. <p>* 5. The element leader selects a course of action based on mission, enemy, terrain, troops, time available, and civilian considerations (METT-TC) factors and the developing situation. He--</p> <ul style="list-style-type: none"> a. Maneuvered to attack the enemy's flank. b. Conducted a frontal assault. c. Broke contact and moved away from the enemy position by fire and maneuver. <p>6. The security element engages the enemy (within capabilities).</p> <p>* 7. The element leader reports the tactical situation to higher headquarters (HQ).</p> <p>8. The element reorganizes and resumes its convoy. Members--</p> <ul style="list-style-type: none"> a. Reconstituted the security force. b. Treated and evacuated casualties. c. Reported casualties. d. Redistributed ammunition and equipment. e. Recovered any damaged equipment or destroyed it in place. 		

TASK PERFORMANCE / EVALUATION SUMMARY BLOCK							
ITERATION	1	2	3	4	5	M	TOTAL
TOTAL TASK STEPS EVALUATED							
TOTAL TASK STEPS "GO"							
TRAINING STATUS "GO"/"NO-GO"							

"*" indicates a leader task step.

SUPPORTING INDIVIDUAL TASKS

Task Number	Task Title
052-194-3500	Conduct a Patrol
061-283-1002	Locate a Target by Grid Coordinates

SUPPORTING INDIVIDUAL TASKS

Task Number	Task Title
071-326-5505	Issue an Oral Operation Order
071-326-5605	Control Movement of a Fire Team
071-326-5611	Conduct the Maneuver of a Squad
071-332-5022	Prepare a Battalion Situation Report (SITREP)
081-831-0101	Request Medical Evacuation
091-309-0711	Direct Vehicle and Equipment Recovery Operations
113-573-0002	Conduct Operations Security (OPSEC) Procedures
113-573-8006	Use an Automated Signal Operation Instruction (SOI)
121-030-3534	Report Casualties

SUPPORTING COLLECTIVE TASKS

Task Number	Task Title
07-2-1301.05-T01A	Conduct a Convoy
07-3-1112.05-T01A	React to an Ambush
10-2-0318.05-T01A	Perform Unit Graves Registration (GRREG) Operations

OPFOR TASKS AND STANDARDS

TASK: Surrender to the Capturing Unit on the Battlefield (5-OPFOR-0024)

CONDITION: The enemy has captured the opposing forces (OPFOR) element's soldiers, documents, and equipment sensitive to the OPFOR tactical operations.

STANDARD: The OPFOR soldiers retain or destroy documents and equipment. The OPFOR element surrenders documents and equipment of no tactical use to the enemy and attempts to conceal or destroy items of tactical value. The OPFOR element attempts escape and evasion. 1. Prevents the successful capture of documents and equipment. 2. Destroys documents and equipment. 3. Removes identifying markings from equipment. 4. Removes unit-identifying insignia. 5. Provides misleading information. 6. Plans an escape. 7. Delays movement to the nearest collection point. 8. Prevents safeguarding of enemy prisoners of war (EPWs) in order to cause embarrassment to the United States (US).

TASK: Conduct an Ambush (5-OPFOR-0007)

CONDITION: The enemy is moving in a convoy. The opposing forces (OPFOR) element is positioned along the enemy's route.

STANDARD: The OPFOR element inflicts casualties on the enemy and causes vehicle and equipment damage. 1. Prepares an ambush site before the element arrives. 2. Surprises march element forces. 3. Inflicts heavy casualties within the designated kill zone. 4. Inflicts heavy damage to vehicles and equipment within the designated kill zone. 5. Delays the march element from reaching a specified destination for a specified period of time. 6. Withdraws on order. 7. Sustains no casualties. 8. Reports actions to superiors.

TASK: Disrupt Movement (5-OPFOR-0014)

CONDITION: The enemy is expected to move through the opposing forces (OPFOR) element's area of operations. The OPFOR element has received an operation order (OPORD) or fragmentary order (FRAGO) to disrupt enemy movement. The enemy has the capability to defend with direct fire and antiarmor weapons.

STANDARD: The OPFOR element delays enemy movement. 1. Delays the element. 2. Forces the element to deviate from its route. 3. Prevents the element from reaching its destination. 4. Surprises the element's main body.

TASK: Disrupt a Route Reconnaissance (5-OPFOR-0021)

CONDITION: The enemy is conducting a route reconnaissance. The opposing forces (OPFOR) element is positioned along the enemy's route.

STANDARD: The OPFOR element attempts to disrupt a squad/section conducting a route reconnaissance. 1. Prevents the unit from meeting its specified time schedule. 2. Forces the unit to deviate from its specified route. 3. Prevents the unit from reaching its assigned destination. 4. Surprises the squad/section. 5. Inflicts casualties on the unit.

TASK: Disrupt a Net Control Station (NCS) (5-OPFOR-0019)

CONDITION: The enemy has established a NCS. The opposing forces (OPFOR) element has radio and jamming equipment.

STANDARD: The OPFOR element attempts to disrupt an NCS. 1. Attempts to locate the radio frequency that the unit is operating on. 2. Attempts to enter the radio net. 3. Attempts to issue "bogus" orders to a unit on the net. 4. Jams the radio frequency and forces the unit to go to an alternate frequency.

TASK: Disrupt Construction of Vehicle Fighting Positions (5-OPFOR-0020)

CONDITION: The opposing forces (OPFOR) element has located the enemy. The priority intelligence requirements (PIR) and other intelligence obtained by OPFOR patrols indicate the enemy is constructing vehicle fighting positions within its defensive area. The OPFOR element has automatic and antiarmor weapons and light mortars.

STANDARD: The OPFOR element attempts to disrupt the enemy's efforts to establish vehicle fighting positions. 1. Locates the defensive area. 2. Surprises the main body. 3. Penetrates the defensive area with squad-size probes. 4. Inflicts casualties on the unit. 5. Destroys vehicles. 6. Disrupts the unit's preparations (prevents or delays beyond the unit's allotted time).

TASK: Defeat Obstacles (5-OPFOR-0009)

CONDITION: The opposing forces (OPFOR) element encounters an obstacle that blocks the avenue of approach as it advances upon the enemy forces.

STANDARD: The OPFOR element bypasses or breaches the enemy obstacle. 1. Detects the obstacle before halting its main body. 2. Defeats the obstacle. a. Bypasses the obstacle without entering the engagement areas. b. Breaches the obstacle within 45 minutes and passes its entire force through the obstacle. 3. Does not incur degradation to the point that the mission must be discontinued.

TASK: Conduct an Attack (5-OPFOR-0008)

CONDITION: The enemy is conducting tactical operations. The opposing forces (OPFOR) element receives orders to attack the enemy, the area of occupation, or the main supply route (MSR) with smoke.

STANDARD: The OPFOR element disrupts the enemy's movement and smoke operations. 1. Determines the delivery method of the smoke attack. 2. Locates the target. 3. Delivers the smoke attack downwind. 4. Attacks the enemy with smoke, and surge attacks when the enemy responds to the smoke.

TASK: Conduct an Aerial Reconnaissance (5-OPFOR-0010)

CONDITION: The opposing forces (OPFOR) headquarters (HQ) element requires intelligence on the locations and identification of enemy elements. An aircraft is dispatched to take photographs and make a visual inspection of the enemy rear area.

STANDARD: The OPFOR element gathers photograph intelligence of the enemy. 1. Photographs the assigned sectors. 2. Makes quick visual checks where the ceiling is low. 3. Locates enemy positions in the area, particularly support and storage bases, and command and control (C2) facilities. 4. Sustains no loss of aircraft. 5. Reports priority intelligence requirements (PIR) and other information requirements to the OPFOR HQ.

TASK: Conduct Terrorist and Saboteur Attacks (5-OPFOR-0005)

CONDITION: The opposing forces (OPFOR) element dispatches small teams into the enemy's rear area to disrupt combat service support (CSS) operations.

STANDARD: The enemy sustains disrupted command and control (C2), destroyed equipment and supplies, and light casualties. 1. Locates rear support bases and C2 facilities. 2. Delays and disrupts CSS operations through probes. 3. Infiltrates CSS bases to conduct sabotage and terrorist activities. 4. Inflicts light casualties. 5. Destroys supplies and equipment.

TASK: Disrupt Defensive Preparations (5-OPFOR-0018)

CONDITION: The opposing forces (OPFOR) element has located the enemy. Priority intelligence requirements (PIR) and other intelligence requirements obtained by OPFOR patrols indicate that the enemy elements are establishing defensive positions. The OPFOR element has automatic and antiarmor weapons and light mortars.

STANDARD: The OPFOR element disrupts and delays the enemy's defensive preparations. 1. Locates and penetrates the enemy's security system. 2. Forces the enemy to delay defensive preparations. 3. Disrupts the enemy's obstacle preparations.

TASK: Disrupt Quartering Party Operations (5-OPFOR-0017)

CONDITION: The enemy is conducting quartering party operations. It has established an assembly area (AA) but has not moved in the main body.

STANDARD: The opposing forces (OPFOR) element attempts to disrupt quartering party operations and infiltrate the enemy's AA. 1. Locates the quartering party and the AA. 2. Surprises the main body. 3. Penetrates the AA with squad-size probes. 4. Inflicts personnel casualties and vehicle damage. 5. Disrupts the unit's preparations (prevents or delays beyond the unit's allotted time).

TASK: Disrupt Enemy Movement and Operations Using Tactical Nuclear Weapons (5-OPFOR-0016)

CONDITION: The opposing forces (OPFOR) element has located the enemy. Priority intelligence requirements (PIR) and other intelligence requirements have been obtained by OPFOR patrols. Tactical nuclear weapons are employed against key locations in the rear area.

STANDARD: The OPFOR element disrupts enemy movement and operations. 1. Disrupts or delays the movement of the enemy's equipment and supplies to the forward areas. 2. Destroys enemy equipment and supplies. 3. Inflicts a high rate of nuclear casualties among the enemy forces. 4. Denies the enemy the use of specified areas. 5. Contaminates the enemy's equipment and supplies.

TASK: Disrupt Enemy Movement and Operations Using Persistent and Nonpersistent Chemical Weapons (5-OPFOR-0015)

CONDITION: The opposing forces (OPFOR) element has located the enemy. Priority intelligence requirements (PIR) and other intelligence requirements have been obtained by OPFOR patrols. The OPFOR units deliver chemical agents, by means of conventional artillery weapons or aircraft, along selected supply routes and key bases in the rear area.

STANDARD: The OPFOR element disrupts enemy movement and operations using persistent and nonpersistent chemical weapons. 1. Delivers chemical agents in low and densely wooded areas. 2. Delays the movement of enemy supplies and equipment to the forward areas. 3. Restricts the movement of the enemy units in the rear area. 4. Channels the movement of enemy units into predesignated ambush areas. 5. Contaminates enemy supplies and equipment. 6. Inflicts a high rate of casualties on enemy forces.

TASK: Counter Passage of Lines (5-OPFOR-0012)

CONDITION: Enemy forces are in defensive positions, but they are expected to attempt passage-of-lines operations. The opposing forces (OPFOR) received orders to disrupt enemy passage-of-lines operations.

STANDARD: The OPFOR element delays or prevents enemy passage of lines. 1. Delays the passage. 2. Prevents the company from moving all personnel through the stationary unit. 3. Engages the main body of either the moving or the stationary unit.

TASK: Defend a Minefield (5-OPFOR-0023)

CONDITION: The enemy is conducting a minefield sweeping operation. The opposing forces (OPFOR) element has a minefield placed in the enemy's path. The minefield is under constant observation and fire.

STANDARD: The OPFOR element defends a minefield against an enemy element conducting a minefield sweeping operation. 1. Prevents the unit from detecting the obstacle. 2. Disrupts the minefield sweeping operation. 3. Prevents the unit from conducting the minefield sweeping operation, prevents the unit from moving all personnel through the breach or delays the completion of the minefield sweeping operation for more than 45 minutes.

TASK: Conduct Sniper Operations (5-OPFOR-0006)

CONDITION: The opposing forces (OPFOR) element has assigned snipers (regular or irregular elements) in the enemy's rear area along the main supply route (MSR) and near support sites.

STANDARD: The OPFOR element kills or wounds targets. 1. Sets up a well-concealed location. 2. Engages vehicle drivers or personnel on foot with short bursts of semiautomatic fire. 3. Kills or wounds selected targets. 4. Prevents the position from being discovered by enemy forces. 5. Evacuates the area without being spotted. 6. Reports all specified priority intelligence requirements (PIR) and other intelligence requirements to the OPFOR headquarters (HQ).

TASK: Conduct Air Attacks (5-OPFOR-0002)

CONDITION: The opposing forces (OPFOR) element in the rear area has forwarded the positions of the enemy support sites or the locations of moving elements. The OPFOR aircraft have been dispatched to attack enemy installations or convoys.

STANDARD: The OPFOR element attempts to delay, disrupt, or damage the enemy targets by air. 1. Locates the target (support sites or convoys). 2. Makes attack runs on the designated targets. 3. Inflicts heavy damage to the selected target. 4. Sustains no loss of aircraft. 5. Delays moving the force for more than one hour.

TASK: Conduct a Raid (5-OPFOR-0004)

CONDITION: The opposing forces (OPFOR) element has occupied an objective rally point and has orders to conduct a raid on a combat service support (CSS) base.

STANDARD: The OPFOR element infiltrates the enemy's base and destroys all of the targets. 1. Surprises the enemy forces. 2. Assaults the support base and accomplishes the assigned tasks. 3. Destroys the specified equipment and supplies. 4. Avoids being decisively engaged. 5. Withdraws all personnel from the objective areas within the time prescribed. 6. Obtains all priority intelligence requirements (PIR) from the raid site. 7. Sustains only light casualties from enemy fire.

TASK: Attack (5-OPFOR-0001)

CONDITION: The opposing forces (OPFOR) element has located the enemy. The priority intelligence requirements (PIR) and other intelligence requirements have been obtained by OPFOR patrols. The OPFOR element has automatic and antiarmor weapons and light mortars.

STANDARD: The OPFOR element attempts to seize the terrain, vehicles, or equipment. 1. Develops an attack plan. 2. Surprises the enemy unit's main body. 3. Initiates the attack using a scheme of maneuver that exploits the enemy's flanks, gaps, and weaknesses. 4. Uses covered and concealed routes to approach the enemy forces' flanks, gaps, or weakly held areas. 5. Employs indirect fire to support the attack. 6. Penetrates enemy defenses. 7. Destroys equipment and supplies. 8. Inflicts heavy casualties. 9. Isolates the combat service support (CSS) base by blocking reinforcements. 10. Forces enemy units to displace. 11. Avoids being fixed in one position. 12. Withdraws before the CSS base is reinforced with tactical combat forces.

TASK: Disrupt Assembly Area (AA) Activities (5-OPFOR-0013)

CONDITION: Intelligence reports indicate that platoon- and company-size enemy units are operating in the opposing forces (OPFOR) area of operations. Enemy units can defend from AAs with direct fire, antiarmor weapons, and indirect fire. The enemy has close air support (CAS) and nuclear, biological, and chemical (NBC) capabilities.

STANDARD: The OPFOR element locates and disrupts the enemy's AA activities. 1. Locates the element's AA. 2. Probes the AA with squad- or team-size elements. 3. Inflicts more than 5 percent casualties on the element. 4. Disrupts the element's preparations (prevents or delays beyond the element's allotted time).

TASK: Disrupt an Engineer Reconnaissance (5-OPFOR-0022)

CONDITION: The enemy is conducting an engineer reconnaissance. The opposing forces (OPFOR) element is positioned along the enemy's route.

STANDARD: The OPFOR element disrupts an engineer reconnaissance. 1. Prevents the unit from meeting its specified time schedule. 2. Forces the unit to deviate from its specified route. 3. Prevents the unit from accomplishing its assigned engineer reconnaissance. 4. Surprises the unit conducting the reconnaissance.

TASK: Maintain Contact (5-OPFOR-0003)

CONDITION: The opposing forces (OPFOR) element is engaged with enemy base defense forces. The enemy forces are withdrawing under pressure.

STANDARD: The OPFOR element maintains enemy contact while the enemy withdraws. 1. Engages the enemy forces decisively. 2. Advances the OPFOR as the enemy forces withdraw. 3. Inflicts heavy casualties. 4. Captures the members of the enemy force. 5. Captures documents and equipment. 6. Safeguards captured documents, equipment, and personnel.

ELEMENTS: Command Section
 Headquarters Detachment
 S1 Section
 S2 and S3 Section
 S4 Section

TASK: Conduct an Extraction From a Minefield (05-3-0113)
 (FM 20-32) (FM 5-250) (FM 5-34)

ITERATION: 1 2 3 4 5 M (Circle)

COMMANDER/LEADER ASSESSMENT: T P U (Circle)

CONDITIONS: The element is supporting a construction mission in a tactical environment. Remotely delivered mines impact on or around the element. Personnel have fragmentation armor and ballistic glasses (if available). Each vehicle is equipped with 30 meters of line and light grapnels. Digital units have performed functionality checks, and systems are operational. Some iterations of this task should be performed in MOPP4.

TASK STANDARDS: The element extracts all vehicles and personnel from the minefield. Digital units send and receive orders and reports and update the common operational picture (COP) using frequency-modulated (FM) or digital means. The time required to perform this task is increased when conducting it in mission-oriented protection posture (MOPP) 4.

TASK STEPS AND PERFORMANCE MEASURES	GO	NO-GO
<p>1. The individual who first discovers a mine initiates the alarm according to the unit's standing operating procedure (SOP). NOTE: Digital units send alert messaging and populate the Army Battle Command System (ABCS) with the location and/or send reports using FM or digital means according to the unit's tactical standing operating procedure (TACSOP).</p> <p>2. Command post (CP) personnel receive the alarm and alert units.</p> <p>a. Notified all elements. If the element was--</p> <p>(1) Mounted, it accelerated and moved out of the area. When tactically feasible, the element moved in a column along a hard-surfaced road, watching for mines along the route.</p> <p>(2) Dismounted, it moved rapidly out of the area along the best-cleared route, watching for mines and trip wires.</p> <p>(3) Dismounted and deployed in a bivouac or assembly area (AA), it departed immediately along a hard-surfaced road (if practical), watching for mines along the route. The element abandoned all equipment and vehicles that came in contact with mines.</p> <p>(4) Unable to depart immediately, it remained in covered or protected positions until the minefield was deployed. The element carefully cleared mines from positions through detonation and departed as soon as it was feasible, following a hard-surfaced road (if practical) and watching for mines along the route. The element abandoned all equipment and vehicles that came in contact with mines.</p> <p>b. Informed higher headquarters (HQ) and adjacent units of the situation and included a description of the mines and the extent to which they were employed.</p> <p>c. Requested counterbattery fire (if the mines were artillery-delivered).</p> <p>* 3. Vehicle commanders check the immediate area and element personnel remove any mines and trip wires from vehicles. Element personnel--</p>		

TASK STEPS AND PERFORMANCE MEASURES	GO	NO-GO
<p>a. Dismounted and inspected the vehicles for mines and trip wires.</p> <p>b. Removed trip wires from soft-skinned vehicles using a grapnel or a similar device.</p> <p>NOTE: When using a grapnel to remove trip wires, throw the grapnel away from the covered position. Sound a warning to others in the area before throwing the grapnel.</p> <p>c. Left any vehicles touching or blocked in by antitank (AT) mines until the rest of the unit was out of the minefield.</p> <p>* 4. Element leaders identify unmovable vehicles and designate one or more lanes as exit lanes to allow remaining personnel and vehicles to leave the minefield, normally along previously used access routes.</p> <p>5. Element personnel mark designated lanes and destroy or remove mines within them.</p> <p>a. Used visual means to locate mines and marked the vehicle lanes. The lanes were at least 5 meters wide. The lanes were marked according to the tactical situation and threat; however, marked areas also allowed personnel to reenter the minefield and recover equipment or vehicles.</p> <p>b. Destroyed or removed all mines in the lanes (using a grapnel hook or other means) as directed by the company commander. Detonated only unmovable mines, reducing the likelihood of fragmentation injuries and equipment damage.</p> <p>* 6. Vehicle commanders direct the personnel ground-guiding vehicles out of the minefield, ensuring that--</p> <p>a. Individual elements moved only when directed to do so by the chain of command.</p> <p>b. Any equipment not in contact with a mine or a trip wire was placed onto vehicles.</p> <p>c. Individual crews ground-guided vehicles to a designated lane or allowed them to exit the minefield on their own.</p> <p>7. Company personnel remove any equipment or vehicles remaining after the initial extraction from the minefield.</p> <p>a. Reentered the minefield using the same exit routes.</p> <p>b. Detonated the minimum number of mines necessary to remove vehicles or equipment from the minefield.</p> <p>c. Avoided contact with mines and took all possible precautions to ensure that they were not jarred.</p> <p>d. Placed sandbags near mines to minimize vehicle and equipment damage.</p> <p>e. Removed mines from the equipment using a line or other remote means, and ensured that all personnel remained at a safe distance.</p> <p>f. Placed explosive charges to minimize vehicle damage when detonating mines on the ground.</p> <p>8. If the position cannot be evacuated, element personnel clear sufficient mines to allow mission accomplishment.</p> <p>a. Cleared the communication lanes between positions.</p> <p>b. Marked the communication lanes between positions.</p> <p>c. Placed sandbags around mines to prevent injury and damage to the equipment from the detonation.</p>		

TASK PERFORMANCE / EVALUATION SUMMARY BLOCK							
ITERATION	1	2	3	4	5	M	TOTAL
TOTAL TASK STEPS EVALUATED							
TOTAL TASK STEPS "GO"							
TRAINING STATUS "GO"/"NO-GO"							

"*" indicates a leader task step.

SUPPORTING INDIVIDUAL TASKS

Task Number	Task Title
052-192-2150	Setup an M93 Hornet (Wide-Area Munition [WAM]), Preoperation
052-192-2151	Operate an M71 Remote Control Unit (for the Hornet)
052-192-2152	Emplace an M93 Hornet (Wide-Area Munition [WAM]) for Remote Operations
052-192-3201	Direct the Emplacement of an M93 Hornet (Wide-Area Munition [WAM]) for Area Distribution
052-192-3202	Direct the Emplacement of an M93 Hornet (Wide-Area Munition [WAM]) in a Gauntlet
052-192-3203	Direct the Employment of an M93 Hornet (Wide-Area Munition [WAM]) with a Conventional Minefield
052-192-4201	Supervise the Placement of an M93 Hornet (Wide-Area Munition [WAM]) Field
052-193-2030	Clear Misfires

SUPPORTING COLLECTIVE TASKS

Task Number	Task Title
05-2-1218	Conduct Report Procedures

OPFOR TASKS AND STANDARDS

TASK: Attack (5-OPFOR-0001)

CONDITION: The opposing forces (OPFOR) element has located the enemy. The priority intelligence requirements (PIR) and other intelligence requirements have been obtained by OPFOR patrols. The OPFOR element has automatic and antiarmor weapons and light mortars.

STANDARD: The OPFOR element attempts to seize the terrain, vehicles, or equipment. 1. Develops an attack plan. 2. Surprises the enemy unit's main body. 3. Initiates the attack using a scheme of maneuver that exploits the enemy's flanks, gaps, and weaknesses. 4. Uses covered and concealed routes to approach the enemy forces' flanks, gaps, or weakly held areas. 5. Employs indirect fire to support the attack. 6. Penetrates enemy defenses. 7. Destroys equipment and supplies. 8. Inflicts heavy casualties. 9. Isolates the combat service support (CSS) base by blocking reinforcements. 10. Forces enemy units to displace. 11. Avoids being fixed in one position. 12. Withdraws before the CSS base is reinforced with tactical combat forces.

TASK: Surrender to the Capturing Unit on the Battlefield (5-OPFOR-0024)

CONDITION: The enemy has captured the opposing forces (OPFOR) element's soldiers, documents, and equipment sensitive to the OPFOR tactical operations.

STANDARD: The OPFOR soldiers retain or destroy documents and equipment. The OPFOR element surrenders documents and equipment of no tactical use to the enemy and attempts to conceal or destroy items of tactical value. The OPFOR element attempts escape and evasion. 1. Prevents the successful capture of documents and equipment. 2. Destroys documents and equipment. 3. Removes identifying markings from equipment. 4. Removes unit-identifying insignia. 5. Provides misleading information. 6. Plans an escape. 7. Delays movement to the nearest collection point. 8. Prevents safeguarding of enemy prisoners of war (EPWs) in order to cause embarrassment to the United States (US).

TASK: Conduct Sniper Operations (5-OPFOR-0006)

CONDITION: The opposing forces (OPFOR) element has assigned snipers (regular or irregular elements) in the enemy's rear area along the main supply route (MSR) and near support sites.

STANDARD: The OPFOR element kills or wounds targets. 1. Sets up a well-concealed location. 2. Engages vehicle drivers or personnel on foot with short bursts of semiautomatic fire. 3. Kills or wounds selected targets. 4. Prevents the position from being discovered by enemy forces. 5. Evacuates the area without being spotted. 6. Reports all specified priority intelligence requirements (PIR) and other intelligence requirements to the OPFOR headquarters (HQ).

TASK: Conduct a Raid (5-OPFOR-0004)

CONDITION: The opposing forces (OPFOR) element has occupied an objective rally point and has orders to conduct a raid on a combat service support (CSS) base.

STANDARD: The OPFOR element infiltrates the enemy's base and destroys all of the targets. 1. Surprises the enemy forces. 2. Assaults the support base and accomplishes the assigned tasks. 3. Destroys the specified equipment and supplies. 4. Avoids being decisively engaged. 5. Withdraws all personnel from the objective areas within the time prescribed. 6. Obtains all priority intelligence requirements (PIR) from the raid site. 7. Sustains only light casualties from enemy fire.

TASK: Conduct an Attack (5-OPFOR-0008)

CONDITION: The enemy is conducting tactical operations. The opposing forces (OPFOR) element receives orders to attack the enemy, the area of occupation, or the main supply route (MSR) with smoke.

STANDARD: The OPFOR element disrupts the enemy's movement and smoke operations. 1. Determines the delivery method of the smoke attack. 2. Locates the target. 3. Delivers the smoke attack downwind. 4. Attacks the enemy with smoke, and surge attacks when the enemy responds to the smoke.

TASK: Disrupt a Net Control Station (NCS) (5-OPFOR-0019)

CONDITION: The enemy has established a NCS. The opposing forces (OPFOR) element has radio and jamming equipment.

STANDARD: The OPFOR element attempts to disrupt an NCS. 1. Attempts to locate the radio frequency that the unit is operating on. 2. Attempts to enter the radio net. 3. Attempts to issue "bogus" orders to a unit on the net. 4. Jams the radio frequency and forces the unit to go to an alternate frequency.

TASK: Disrupt Construction of Vehicle Fighting Positions (5-OPFOR-0020)

CONDITION: The opposing forces (OPFOR) element has located the enemy. The priority intelligence requirements (PIR) and other intelligence obtained by OPFOR patrols indicate the enemy is constructing vehicle fighting positions within its defensive area. The OPFOR element has automatic and antiarmor weapons and light mortars.

STANDARD: The OPFOR element attempts to disrupt the enemy's efforts to establish vehicle fighting positions. 1. Locates the defensive area. 2. Surprises the main body. 3. Penetrates the defensive area with squad-size probes. 4. Inflicts casualties on the unit. 5. Destroys vehicles. 6. Disrupts the unit's preparations (prevents or delays beyond the unit's allotted time).

TASK: Defeat Obstacles (5-OPFOR-0009)

CONDITION: The opposing forces (OPFOR) element encounters an obstacle that blocks the avenue of approach as it advances upon the enemy forces.

STANDARD: The OPFOR element bypasses or breaches the enemy obstacle. 1. Detects the obstacle before halting its main body. 2. Defeats the obstacle. a. Bypasses the obstacle without entering the engagement areas. b. Breaches the obstacle within 45 minutes and passes its entire force through the obstacle. 3. Does not incur degradation to the point that the mission must be discontinued.

TASK: Disrupt an Engineer Reconnaissance (5-OPFOR-0022)

CONDITION: The enemy is conducting an engineer reconnaissance. The opposing forces (OPFOR) element is positioned along the enemy's route.

STANDARD: The OPFOR element disrupts an engineer reconnaissance. 1. Prevents the unit from meeting its specified time schedule. 2. Forces the unit to deviate from its specified route. 3. Prevents the unit from accomplishing its assigned engineer reconnaissance. 4. Surprises the unit conducting the reconnaissance.

TASK: Conduct an Aerial Reconnaissance (5-OPFOR-0010)

CONDITION: The opposing forces (OPFOR) headquarters (HQ) element requires intelligence on the locations and identification of enemy elements. An aircraft is dispatched to take photographs and make a visual inspection of the enemy rear area.

STANDARD: The OPFOR element gathers photograph intelligence of the enemy. 1. Photographs the assigned sectors. 2. Makes quick visual checks where the ceiling is low. 3. Locates enemy positions in the area, particularly support and storage bases, and command and control (C2) facilities. 4. Sustains no loss of aircraft. 5. Reports priority intelligence requirements (PIR) and other information requirements to the OPFOR HQ.

TASK: Conduct Terrorist and Saboteur Attacks (5-OPFOR-0005)

CONDITION: The opposing forces (OPFOR) element dispatches small teams into the enemy's rear area to disrupt combat service support (CSS) operations.

STANDARD: The enemy sustains disrupted command and control (C2), destroyed equipment and supplies, and light casualties. 1. Locates rear support bases and C2 facilities. 2. Delays and disrupts CSS operations through probes. 3. Infiltrates CSS bases to conduct sabotage and terrorist activities. 4. Inflicts light casualties. 5. Destroys supplies and equipment.

TASK: Disrupt Defensive Preparations (5-OPFOR-0018)

CONDITION: The opposing forces (OPFOR) element has located the enemy. Priority intelligence requirements (PIR) and other intelligence requirements obtained by OPFOR patrols indicate that the enemy elements are establishing defensive positions. The OPFOR element has automatic and antiarmor weapons and light mortars.

STANDARD: The OPFOR element disrupts and delays the enemy's defensive preparations. 1. Locates and penetrates the enemy's security system. 2. Forces the enemy to delay defensive preparations. 3. Disrupts the enemy's obstacle preparations.

TASK: Disrupt Quartering Party Operations (5-OPFOR-0017)

CONDITION: The enemy is conducting quartering party operations. It has established an assembly area (AA) but has not moved in the main body.

STANDARD: The opposing forces (OPFOR) element attempts to disrupt quartering party operations and infiltrate the enemy's AA. 1. Locates the quartering party and the AA. 2. Surprises the main body. 3. Penetrates the AA with squad-size probes. 4. Inflicts personnel casualties and vehicle damage. 5. Disrupts the unit's preparations (prevents or delays beyond the unit's allotted time).

TASK: Disrupt Enemy Movement and Operations Using Tactical Nuclear Weapons (5-OPFOR-0016)

CONDITION: The opposing forces (OPFOR) element has located the enemy. Priority intelligence requirements (PIR) and other intelligence requirements have been obtained by OPFOR patrols. Tactical nuclear weapons are employed against key locations in the rear area.

STANDARD: The OPFOR element disrupts enemy movement and operations. 1. Disrupts or delays the movement of the enemy's equipment and supplies to the forward areas. 2. Destroys enemy equipment and supplies. 3. Inflicts a high rate of nuclear casualties among the enemy forces. 4. Denies the enemy the use of specified areas. 5. Contaminates the enemy's equipment and supplies.

TASK: Disrupt Enemy Movement and Operations Using Persistent and Nonpersistent Chemical Weapons (5-OPFOR-0015)

CONDITION: The opposing forces (OPFOR) element has located the enemy. Priority intelligence requirements (PIR) and other intelligence requirements have been obtained by OPFOR patrols. The OPFOR units deliver chemical agents, by means of conventional artillery weapons or aircraft, along selected supply routes and key bases in the rear area.

STANDARD: The OPFOR element disrupts enemy movement and operations using persistent and nonpersistent chemical weapons. 1. Delivers chemical agents in low and densely wooded areas. 2. Delays the movement of enemy supplies and equipment to the forward areas. 3. Restricts the movement of the enemy units in the rear area. 4. Channels the movement of enemy units into predesignated ambush areas. 5. Contaminates enemy supplies and equipment. 6. Inflicts a high rate of casualties on enemy forces.

TASK: Counter Passage of Lines (5-OPFOR-0012)

CONDITION: Enemy forces are in defensive positions, but they are expected to attempt passage-of-lines operations. The opposing forces (OPFOR) received orders to disrupt enemy passage-of-lines operations.

STANDARD: The OPFOR element delays or prevents enemy passage of lines. 1. Delays the passage. 2. Prevents the company from moving all personnel through the stationary unit. 3. Engages the main body of either the moving or the stationary unit.

TASK: Disrupt Movement (5-OPFOR-0014)

CONDITION: The enemy is expected to move through the opposing forces (OPFOR) element's area of operations. The OPFOR element has received an operation order (OPORD) or fragmentary order (FRAGO) to disrupt enemy movement. The enemy has the capability to defend with direct fire and antiarmor weapons.

STANDARD: The OPFOR element delays enemy movement. 1. Delays the element. 2. Forces the element to deviate from its route. 3. Prevents the element from reaching its destination. 4. Surprises the element's main body.

TASK: Conduct Air Attacks (5-OPFOR-0002)

CONDITION: The opposing forces (OPFOR) element in the rear area has forwarded the positions of the enemy support sites or the locations of moving elements. The OPFOR aircraft have been dispatched to attack enemy installations or convoys.

STANDARD: The OPFOR element attempts to delay, disrupt, or damage the enemy targets by air. 1. Locates the target (support sites or convoys). 2. Makes attack runs on the designated targets. 3. Inflicts heavy damage to the selected target. 4. Sustains no loss of aircraft. 5. Delays moving the force for more than one hour.

TASK: Defend a Minefield (5-OPFOR-0023)

CONDITION: The enemy is conducting a minefield sweeping operation. The opposing forces (OPFOR) element has a minefield placed in the enemy's path. The minefield is under constant observation and fire.

STANDARD: The OPFOR element defends a minefield against an enemy element conducting a minefield sweeping operation. 1. Prevents the unit from detecting the obstacle. 2. Disrupts the minefield sweeping operation. 3. Prevents the unit from conducting the minefield sweeping operation, prevents the unit from moving all personnel through the breach or delays the completion of the minefield sweeping operation for more than 45 minutes.

TASK: Disrupt Assembly Area (AA) Activities (5-OPFOR-0013)

CONDITION: Intelligence reports indicate that platoon- and company-size enemy units are operating in the opposing forces (OPFOR) area of operations. Enemy units can defend from AAs with direct fire, antiarmor weapons, and indirect fire. The enemy has close air support (CAS) and nuclear, biological, and chemical (NBC) capabilities.

STANDARD: The OPFOR element locates and disrupts the enemy's AA activities. 1. Locates the element's AA. 2. Probes the AA with squad- or team-size elements. 3. Inflicts more than 5 percent casualties on the element. 4. Disrupts the element's preparations (prevents or delays beyond the element's allotted time).

TASK: Conduct an Ambush (5-OPFOR-0007)

CONDITION: The enemy is moving in a convoy. The opposing forces (OPFOR) element is positioned along the enemy's route.

STANDARD: The OPFOR element inflicts casualties on the enemy and causes vehicle and equipment damage. 1. Prepares an ambush site before the element arrives. 2. Surprises march element forces. 3. Inflicts heavy casualties within the designated kill zone. 4. Inflicts heavy damage to vehicles and equipment within the designated kill zone. 5. Delays the march element from reaching a specified destination for a specified period of time. 6. Withdraws on order. 7. Sustains no casualties. 8. Reports actions to superiors.

TASK: Maintain Contact (5-OPFOR-0003)

CONDITION: The opposing forces (OPFOR) element is engaged with enemy base defense forces. The enemy forces are withdrawing under pressure.

STANDARD: The OPFOR element maintains enemy contact while the enemy withdraws. 1. Engages the enemy forces decisively. 2. Advances the OPFOR as the enemy forces withdraw. 3. Inflicts heavy casualties. 4. Captures the members of the enemy force. 5. Captures documents and equipment. 6. Safeguards captured documents, equipment, and personnel.

TASK: Disrupt a Route Reconnaissance (5-OPFOR-0021)

CONDITION: The enemy is conducting a route reconnaissance. The opposing forces (OPFOR) element is positioned along the enemy's route.

STANDARD: The OPFOR element attempts to disrupt a squad/section conducting a route reconnaissance. 1. Prevents the unit from meeting its specified time schedule. 2. Forces the unit to deviate from its specified route. 3. Prevents the unit from reaching its assigned destination. 4. Surprises the squad/section. 5. Inflicts casualties on the unit.

ELEMENTS: Command Section
 Headquarters Detachment
 S4 Section

TASK: Disable Critical Equipment and Material (05-3-0210)
 (FM 5-250) (TM 750-244-2) (TM 750-244-3)
 (TM 750-244-6) (TM 750-244-7)

ITERATION: 1 2 3 4 5 M (Circle)
COMMANDER/LEADER ASSESSMENT: T P U (Circle)

CONDITIONS: An enemy assault penetrates the element's position. The element leader is ordered to evacuate the position and disable items that the platoon cannot haul or move. Digital units have performed functionality checks, and systems are operational. Some iterations of this task should be performed in MOPP4.

TASK STANDARDS: The element evacuates the position and disables all critical items that cannot be hauled or moved. Digital units send and receive reports via frequency-modulated (FM) or digital means. The time required to perform this task is increased when conducting it in mission-oriented protection posture (MOPP) 4.

TASK STEPS AND PERFORMANCE MEASURES	GO	NO-GO
<ul style="list-style-type: none"> * 1. The element leader prioritizes the equipment to be disabled. <ul style="list-style-type: none"> a. Used information in the unit's standing operating procedure (SOP). b. Identified critical equipment as communication (radios and keying material), transportation assets (tracked and wheeled vehicles and construction equipment), barrier material (mines, wire, and explosives), and weapons systems. c. Prioritized the disabling of the equipment based on its value to the enemy. * 2. The element leader determines the method for disabling tracked and wheeled vehicles, including the construction equipment, and directs unit members. <ul style="list-style-type: none"> a. Smashed vital elements, such as the gearbox, the starter, the battery, the engine block, the transmission, the instrument panel, and the communications equipment. b. Drained the hydraulic system and cut the hoses. c. Used explosives to disable transportation assets, such as tracked or wheeled vehicles and trailers. d. Used a bayonet or another cutting tool to slash all tires. e. Drained the oil and ran the engine until it seized. * 3. The element leader determines the method for disabling the communications equipment and directs the unit members. <ul style="list-style-type: none"> a. Smashed vital elements using an ax, a pick, a sledgehammer, or any heavy implement. Smashed all dials, knobs, and gauges and demolished all antennas. b. Used explosives to disable the communications equipment. * 4. The element leader determines the amount of barrier material (mines, wire, and explosives) to use and destroys the remaining items with explosives. * 5. The element leader determines the method for disabling an organic bridge with demolitions. <ul style="list-style-type: none"> a. Considered whether to use partial or complete destruction. 		

TASK STEPS AND PERFORMANCE MEASURES	GO	NO-GO
b. Considered the quantity and type of explosive. c. Considered whether to use an electric or nonelectric firing system. d. Considered what the appropriate time would be to disable or demolish the bridge. e. Considered the method of coordination to use with adjacent forces. 6. The element members disable critical equipment during the evacuation according to the platoon leader's plan. * 7. The element leader submits status reports to the company according to the unit's SOP.		

TASK PERFORMANCE / EVALUATION SUMMARY BLOCK							
ITERATION	1	2	3	4	5	M	TOTAL
TOTAL TASK STEPS EVALUATED							
TOTAL TASK STEPS "GO"							
TRAINING STATUS "GO"/"NO-GO"							

"*" indicates a leader task step.

SUPPORTING INDIVIDUAL TASKS

Task Number	Task Title
052-193-2014	Determine the Safe Distance When Firing Explosives
052-193-2016	Place Steel-Cutting Charges
052-193-2030	Clear Misfires
052-193-3023	Calculate Steel-Cutting Charges
052-193-3054	Prepare a Demolition Reconnaissance Report
052-193-4040	Supervise Engineer Demolition Missions

SUPPORTING COLLECTIVE TASKS

Task Number	Task Title
05-2-1218	Conduct Report Procedures

OPFOR TASKS AND STANDARDS

TASK: Conduct Air Attacks (5-OPFOR-0002)

CONDITION: The opposing forces (OPFOR) element in the rear area has forwarded the positions of the enemy support sites or the locations of moving elements. The OPFOR aircraft have been dispatched to attack enemy installations or convoys.

STANDARD: The OPFOR element attempts to delay, disrupt, or damage the enemy targets by air. 1. Locates the target (support sites or convoys). 2. Makes attack runs on the designated targets. 3. Inflicts heavy damage to the selected target. 4. Sustains no loss of aircraft. 5. Delays moving the force for more than one hour.

TASK: Conduct Sniper Operations (5-OPFOR-0006)

CONDITION: The opposing forces (OPFOR) element has assigned snipers (regular or irregular elements) in the enemy's rear area along the main supply route (MSR) and near support sites.

STANDARD: The OPFOR element kills or wounds targets. 1. Sets up a well-concealed location. 2. Engages vehicle drivers or personnel on foot with short bursts of semiautomatic fire. 3. Kills or wounds selected targets. 4. Prevents the position from being discovered by enemy forces. 5. Evacuates the area without being spotted. 6. Reports all specified priority intelligence requirements (PIR) and other intelligence requirements to the OPFOR headquarters (HQ).

TASK: Conduct an Attack (5-OPFOR-0008)

CONDITION: The enemy is conducting tactical operations. The opposing forces (OPFOR) element receives orders to attack the enemy, the area of occupation, or the main supply route (MSR) with smoke.

STANDARD: The OPFOR element disrupts the enemy's movement and smoke operations. 1. Determines the delivery method of the smoke attack. 2. Locates the target. 3. Delivers the smoke attack downwind. 4. Attacks the enemy with smoke, and surge attacks when the enemy responds to the smoke.

TASK: Disrupt a Net Control Station (NCS) (5-OPFOR-0019)

CONDITION: The enemy has established a NCS. The opposing forces (OPFOR) element has radio and jamming equipment.

STANDARD: The OPFOR element attempts to disrupt an NCS. 1. Attempts to locate the radio frequency that the unit is operating on. 2. Attempts to enter the radio net. 3. Attempts to issue "bogus" orders to a unit on the net. 4. Jams the radio frequency and forces the unit to go to an alternate frequency.

TASK: Disrupt Construction of Vehicle Fighting Positions (5-OPFOR-0020)

CONDITION: The opposing forces (OPFOR) element has located the enemy. The priority intelligence requirements (PIR) and other intelligence obtained by OPFOR patrols indicate the enemy is constructing vehicle fighting positions within its defensive area. The OPFOR element has automatic and antiarmor weapons and light mortars.

STANDARD: The OPFOR element attempts to disrupt the enemy's efforts to establish vehicle fighting positions. 1. Locates the defensive area. 2. Surprises the main body. 3. Penetrates the defensive area with squad-size probes. 4. Inflicts casualties on the unit. 5. Destroys vehicles. 6. Disrupts the unit's preparations (prevents or delays beyond the unit's allotted time).

TASK: Defeat Obstacles (5-OPFOR-0009)

CONDITION: The opposing forces (OPFOR) element encounters an obstacle that blocks the avenue of approach as it advances upon the enemy forces.

STANDARD: The OPFOR element bypasses or breaches the enemy obstacle. 1. Detects the obstacle before halting its main body. 2. Defeats the obstacle. a. Bypasses the obstacle without entering the engagement areas. b. Breaches the obstacle within 45 minutes and passes its entire force through the obstacle. 3. Does not incur degradation to the point that the mission must be discontinued.

TASK: Disrupt an Engineer Reconnaissance (5-OPFOR-0022)

CONDITION: The enemy is conducting an engineer reconnaissance. The opposing forces (OPFOR) element is positioned along the enemy's route.

STANDARD: The OPFOR element disrupts an engineer reconnaissance. 1. Prevents the unit from meeting its specified time schedule. 2. Forces the unit to deviate from its specified route. 3. Prevents the unit from accomplishing its assigned engineer reconnaissance. 4. Surprises the unit conducting the reconnaissance.

TASK: Conduct an Ambush (5-OPFOR-0007)

CONDITION: The enemy is moving in a convoy. The opposing forces (OPFOR) element is positioned along the enemy's route.

STANDARD: The OPFOR element inflicts casualties on the enemy and causes vehicle and equipment damage. 1. Prepares an ambush site before the element arrives. 2. Surprises march element forces. 3. Inflicts heavy casualties within the designated kill zone. 4. Inflicts heavy damage to vehicles and equipment within the designated kill zone. 5. Delays the march element from reaching a specified destination for a specified period of time. 6. Withdraws on order. 7. Sustains no casualties. 8. Reports actions to superiors.

TASK: Conduct an Aerial Reconnaissance (5-OPFOR-0010)

CONDITION: The opposing forces (OPFOR) headquarters (HQ) element requires intelligence on the locations and identification of enemy elements. An aircraft is dispatched to take photographs and make a visual inspection of the enemy rear area.

STANDARD: The OPFOR element gathers photograph intelligence of the enemy. 1. Photographs the assigned sectors. 2. Makes quick visual checks where the ceiling is low. 3. Locates enemy positions in the area, particularly support and storage bases, and command and control (C2) facilities. 4. Sustains no loss of aircraft. 5. Reports priority intelligence requirements (PIR) and other information requirements to the OPFOR HQ.

TASK: Conduct Terrorist and Saboteur Attacks (5-OPFOR-0005)

CONDITION: The opposing forces (OPFOR) element dispatches small teams into the enemy's rear area to disrupt combat service support (CSS) operations.

STANDARD: The enemy sustains disrupted command and control (C2), destroyed equipment and supplies, and light casualties. 1. Locates rear support bases and C2 facilities. 2. Delays and disrupts CSS operations through probes. 3. Infiltrates CSS bases to conduct sabotage and terrorist activities. 4. Inflicts light casualties. 5. Destroys supplies and equipment.

TASK: Disrupt a Route Reconnaissance (5-OPFOR-0021)

CONDITION: The enemy is conducting a route reconnaissance. The opposing forces (OPFOR) element is positioned along the enemy's route.

STANDARD: The OPFOR element attempts to disrupt a squad/section conducting a route reconnaissance. 1. Prevents the unit from meeting its specified time schedule. 2. Forces the unit to deviate from its specified route. 3. Prevents the unit from reaching its assigned destination. 4. Surprises the squad/section. 5. Inflicts casualties on the unit.

TASK: Surrender to the Capturing Unit on the Battlefield (5-OPFOR-0024)

CONDITION: The enemy has captured the opposing forces (OPFOR) element's soldiers, documents, and equipment sensitive to the OPFOR tactical operations.

STANDARD: The OPFOR soldiers retain or destroy documents and equipment. The OPFOR element surrenders documents and equipment of no tactical use to the enemy and attempts to conceal or destroy items of tactical value. The OPFOR element attempts escape and evasion. 1. Prevents the successful capture of documents and equipment. 2. Destroys documents and equipment. 3. Removes identifying markings from equipment. 4. Removes unit-identifying insignia. 5. Provides misleading information. 6. Plans an escape. 7. Delays movement to the nearest collection point. 8. Prevents safeguarding of enemy prisoners of war (EPWs) in order to cause embarrassment to the United States (US).

TASK: Conduct a Raid (5-OPFOR-0004)

CONDITION: The opposing forces (OPFOR) element has occupied an objective rally point and has orders to conduct a raid on a combat service support (CSS) base.

STANDARD: The OPFOR element infiltrates the enemy's base and destroys all of the targets. 1. Surprises the enemy forces. 2. Assaults the support base and accomplishes the assigned tasks. 3. Destroys the specified equipment and supplies. 4. Avoids being decisively engaged. 5. Withdraws all personnel from the objective areas within the time prescribed. 6. Obtains all priority intelligence requirements (PIR) from the raid site. 7. Sustains only light casualties from enemy fire.

TASK: Disrupt Defensive Preparations (5-OPFOR-0018)

CONDITION: The opposing forces (OPFOR) element has located the enemy. Priority intelligence requirements (PIR) and other intelligence requirements obtained by OPFOR patrols indicate that the enemy elements are establishing defensive positions. The OPFOR element has automatic and antiarmor weapons and light mortars.

STANDARD: The OPFOR element disrupts and delays the enemy's defensive preparations. 1. Locates and penetrates the enemy's security system. 2. Forces the enemy to delay defensive preparations. 3. Disrupts the enemy's obstacle preparations.

TASK: Disrupt Quarters Party Operations (5-OPFOR-0017)

CONDITION: The enemy is conducting quarters party operations. It has established an assembly area (AA) but has not moved in the main body.

STANDARD: The opposing forces (OPFOR) element attempts to disrupt quarters party operations and infiltrate the enemy's AA. 1. Locates the quarters party and the AA. 2. Surprises the main body. 3. Penetrates the AA with squad-size probes. 4. Inflicts personnel casualties and vehicle damage. 5. Disrupts the unit's preparations (prevents or delays beyond the unit's allotted time).

TASK: Disrupt Enemy Movement and Operations Using Tactical Nuclear Weapons (5-OPFOR-0016)

CONDITION: The opposing forces (OPFOR) element has located the enemy. Priority intelligence requirements (PIR) and other intelligence requirements have been obtained by OPFOR patrols. Tactical nuclear weapons are employed against key locations in the rear area.

STANDARD: The OPFOR element disrupts enemy movement and operations. 1. Disrupts or delays the movement of the enemy's equipment and supplies to the forward areas. 2. Destroys enemy equipment and supplies. 3. Inflicts a high rate of nuclear casualties among the enemy forces. 4. Denies the enemy the use of specified areas. 5. Contaminates the enemy's equipment and supplies.

TASK: Disrupt Enemy Movement and Operations Using Persistent and Nonpersistent Chemical Weapons (5-OPFOR-0015)

CONDITION: The opposing forces (OPFOR) element has located the enemy. Priority intelligence requirements (PIR) and other intelligence requirements have been obtained by OPFOR patrols. The OPFOR units deliver chemical agents, by means of conventional artillery weapons or aircraft, along selected supply routes and key bases in the rear area.

STANDARD: The OPFOR element disrupts enemy movement and operations using persistent and nonpersistent chemical weapons. 1. Delivers chemical agents in low and densely wooded areas. 2. Delays the movement of enemy supplies and equipment to the forward areas. 3. Restricts the movement of the enemy units in the rear area. 4. Channels the movement of enemy units into predesignated ambush areas. 5. Contaminates enemy supplies and equipment. 6. Inflicts a high rate of casualties on enemy forces.

TASK: Counter Passage of Lines (5-OPFOR-0012)

CONDITION: Enemy forces are in defensive positions, but they are expected to attempt passage-of-lines operations. The opposing forces (OPFOR) received orders to disrupt enemy passage-of-lines operations.

STANDARD: The OPFOR element delays or prevents enemy passage of lines. 1. Delays the passage. 2. Prevents the company from moving all personnel through the stationary unit. 3. Engages the main body of either the moving or the stationary unit.

TASK: Disrupt Movement (5-OPFOR-0014)

CONDITION: The enemy is expected to move through the opposing forces (OPFOR) element's area of operations. The OPFOR element has received an operation order (OPORD) or fragmentary order (FRAGO) to disrupt enemy movement. The enemy has the capability to defend with direct fire and antiarmor weapons.

STANDARD: The OPFOR element delays enemy movement. 1. Delays the element. 2. Forces the element to deviate from its route. 3. Prevents the element from reaching its destination. 4. Surprises the element's main body.

TASK: Defend a Minefield (5-OPFOR-0023)

CONDITION: The enemy is conducting a minefield sweeping operation. The opposing forces (OPFOR) element has a minefield placed in the enemy's path. The minefield is under constant observation and fire.

STANDARD: The OPFOR element defends a minefield against an enemy element conducting a minefield sweeping operation. 1. Prevents the unit from detecting the obstacle. 2. Disrupts the minefield sweeping operation. 3. Prevents the unit from conducting the minefield sweeping operation, prevents the unit from moving all personnel through the breach or delays the completion of the minefield sweeping operation for more than 45 minutes.

TASK: Attack (5-OPFOR-0001)

CONDITION: The opposing forces (OPFOR) element has located the enemy. The priority intelligence requirements (PIR) and other intelligence requirements have been obtained by OPFOR patrols. The OPFOR element has automatic and antiarmor weapons and light mortars.

STANDARD: The OPFOR element attempts to seize the terrain, vehicles, or equipment. 1. Develops an attack plan. 2. Surprises the enemy unit's main body. 3. Initiates the attack using a scheme of maneuver that exploits the enemy's flanks, gaps, and weaknesses. 4. Uses covered and concealed routes to approach the enemy forces' flanks, gaps, or weakly held areas. 5. Employs indirect fire to support the attack. 6. Penetrates enemy defenses. 7. Destroys equipment and supplies. 8. Inflicts heavy casualties. 9. Isolates the combat service support (CSS) base by blocking reinforcements. 10. Forces enemy units to displace. 11. Avoids being fixed in one position. 12. Withdraws before the CSS base is reinforced with tactical combat forces.

TASK: Disrupt Assembly Area (AA) Activities (5-OPFOR-0013)

CONDITION: Intelligence reports indicate that platoon- and company-size enemy units are operating in the opposing forces (OPFOR) area of operations. Enemy units can defend from AAs with direct fire, antiarmor weapons, and indirect fire. The enemy has close air support (CAS) and nuclear, biological, and chemical (NBC) capabilities.

STANDARD: The OPFOR element locates and disrupts the enemy's AA activities. 1. Locates the element's AA. 2. Probes the AA with squad- or team-size elements. 3. Inflicts more than 5 percent casualties on the element. 4. Disrupts the element's preparations (prevents or delays beyond the element's allotted time).

TASK: Maintain Contact (5-OPFOR-0003)

CONDITION: The opposing forces (OPFOR) element is engaged with enemy base defense forces. The enemy forces are withdrawing under pressure.

STANDARD: The OPFOR element maintains enemy contact while the enemy withdraws. 1. Engages the enemy forces decisively. 2. Advances the OPFOR as the enemy forces withdraw. 3. Inflicts heavy casualties. 4. Captures the members of the enemy force. 5. Captures documents and equipment. 6. Safeguards captured documents, equipment, and personnel.

ELEMENTS: Section
 Command Section
 Headquarters Detachment
 S1 Section
 S2 and S3 Section
 S4 Section
 Communication Section

TASK: React to Unexploded Ordnance (UXO) (09-2-0337.05-T01A)
 (FM 21-16)

ITERATION: 1 2 3 4 5 M (Circle)

COMMANDER/LEADER ASSESSMENT: T P U (Circle)

CONDITIONS: During combat operations, the unit encounters a UXO hazard. Some iterations of this task should be performed in MOPP4.

TASK STANDARDS: The element reacts to the UXO hazard while continuing the mission, without loss of personnel or equipment. The time required to perform this task is increased when conducting it in mission-oriented protection posture (MOPP) 4.

TASK STEPS AND PERFORMANCE MEASURES	GO	NO-GO
<ol style="list-style-type: none"> 1. The element recognizes the UXO hazard. <ol style="list-style-type: none"> a. Identified the UXO by type. b. Identified the UXO by subgroup. c. Observed all safety precautions. * 2. The element leader takes immediate action for the UXO hazard. <ol style="list-style-type: none"> a. Evacuated the area as appropriate. b. Determined the appropriate action. <ol style="list-style-type: none"> (1) Avoided the UXO hazard. (2) Instituted protective measures. * 3. The element leader designates the element to mark the area. <ol style="list-style-type: none"> a. Chose leaders to mark the area. b. Briefed leaders on the area to be marked. * 4. The element marks the UXO hazard. <ol style="list-style-type: none"> a. Marked all the logical approach routes. b. Ensured that the UXO was visible from all markers. * 5. The element reports the UXO hazard. <ol style="list-style-type: none"> a. Initiated the UXO spot report. b. Determined the priority based on the current situation. c. Forwarded the report to the next higher headquarters (HQ) by the fastest means available. 		

TASK PERFORMANCE / EVALUATION SUMMARY BLOCK							
ITERATION	1	2	3	4	5	M	TOTAL
TOTAL TASK STEPS EVALUATED							
TOTAL TASK STEPS "GO"							
TRAINING STATUS "GO"/"NO-GO"							

"*" indicates a leader task step.

SUPPORTING INDIVIDUAL TASKS

Task Number	Task Title
093-403-5010	Recognize Military Explosive Ordnance by Type
093-403-5020	Take Immediate Action Based on Confirmation of an Explosive Hazard
093-403-5030	Report Explosive Hazard

SUPPORTING COLLECTIVE TASKS

Task Number	Task Title
05-2-1218	Conduct Report Procedures

OPFOR TASKS AND STANDARDS

TASK: Disrupt a Route Reconnaissance (5-OPFOR-0021)

CONDITION: The enemy is conducting a route reconnaissance. The opposing forces (OPFOR) element is positioned along the enemy's route.

STANDARD: The OPFOR element attempts to disrupt a squad/section conducting a route reconnaissance. 1. Prevents the unit from meeting its specified time schedule. 2. Forces the unit to deviate from its specified route. 3. Prevents the unit from reaching its assigned destination. 4. Surprises the squad/section. 5. Inflicts casualties on the unit.

TASK: Conduct an Aerial Reconnaissance (5-OPFOR-0010)

CONDITION: The opposing forces (OPFOR) headquarters (HQ) element requires intelligence on the locations and identification of enemy elements. An aircraft is dispatched to take photographs and make a visual inspection of the enemy rear area.

STANDARD: The OPFOR element gathers photograph intelligence of the enemy. 1. Photographs the assigned sectors. 2. Makes quick visual checks where the ceiling is low. 3. Locates enemy positions in the area, particularly support and storage bases, and command and control (C2) facilities. 4. Sustains no loss of aircraft. 5. Reports priority intelligence requirements (PIR) and other information requirements to the OPFOR HQ.

TASK: Conduct a Raid (5-OPFOR-0004)

CONDITION: The opposing forces (OPFOR) element has occupied an objective rally point and has orders to conduct a raid on a combat service support (CSS) base.

STANDARD: The OPFOR element infiltrates the enemy's base and destroys all of the targets. 1. Surprises the enemy forces. 2. Assaults the support base and accomplishes the assigned tasks. 3. Destroys the specified equipment and supplies. 4. Avoids being decisively engaged. 5. Withdraws all personnel from the objective areas within the time prescribed. 6. Obtains all priority intelligence requirements (PIR) from the raid site. 7. Sustains only light casualties from enemy fire.

TASK: Defeat Obstacles (5-OPFOR-0009)

CONDITION: The opposing forces (OPFOR) element encounters an obstacle that blocks the avenue of approach as it advances upon the enemy forces.

STANDARD: The OPFOR element bypasses or breaches the enemy obstacle. 1. Detects the obstacle before halting its main body. 2. Defeats the obstacle. a. Bypasses the obstacle without entering the engagement areas. b. Breaches the obstacle within 45 minutes and passes its entire force through the obstacle. 3. Does not incur degradation to the point that the mission must be discontinued.

TASK: Conduct an Attack (5-OPFOR-0008)

CONDITION: The enemy is conducting tactical operations. The opposing forces (OPFOR) element receives orders to attack the enemy, the area of occupation, or the main supply route (MSR) with smoke.

STANDARD: The OPFOR element disrupts the enemy's movement and smoke operations. 1. Determines the delivery method of the smoke attack. 2. Locates the target. 3. Delivers the smoke attack downwind. 4. Attacks the enemy with smoke, and surge attacks when the enemy responds to the smoke.

TASK: Disrupt Construction of Vehicle Fighting Positions (5-OPFOR-0020)

CONDITION: The opposing forces (OPFOR) element has located the enemy. The priority intelligence requirements (PIR) and other intelligence obtained by OPFOR patrols indicate the enemy is constructing vehicle fighting positions within its defensive area. The OPFOR element has automatic and antiarmor weapons and light mortars.

STANDARD: The OPFOR element attempts to disrupt the enemy's efforts to establish vehicle fighting positions. 1. Locates the defensive area. 2. Surprises the main body. 3. Penetrates the defensive area with squad-size probes. 4. Inflicts casualties on the unit. 5. Destroys vehicles. 6. Disrupts the unit's preparations (prevents or delays beyond the unit's allotted time).

TASK: Disrupt an Engineer Reconnaissance (5-OPFOR-0022)

CONDITION: The enemy is conducting an engineer reconnaissance. The opposing forces (OPFOR) element is positioned along the enemy's route.

STANDARD: The OPFOR element disrupts an engineer reconnaissance. 1. Prevents the unit from meeting its specified time schedule. 2. Forces the unit to deviate from its specified route. 3. Prevents the unit from accomplishing its assigned engineer reconnaissance. 4. Surprises the unit conducting the reconnaissance.

TASK: Conduct Terrorist and Saboteur Attacks (5-OPFOR-0005)

CONDITION: The opposing forces (OPFOR) element dispatches small teams into the enemy's rear area to disrupt combat service support (CSS) operations.

STANDARD: The enemy sustains disrupted command and control (C2), destroyed equipment and supplies, and light casualties. 1. Locates rear support bases and C2 facilities. 2. Delays and disrupts CSS operations through probes. 3. Infiltrates CSS bases to conduct sabotage and terrorist activities. 4. Inflicts light casualties. 5. Destroys supplies and equipment.

TASK: Defend a Minefield (5-OPFOR-0023)

CONDITION: The enemy is conducting a minefield sweeping operation. The opposing forces (OPFOR) element has a minefield placed in the enemy's path. The minefield is under constant observation and fire.

STANDARD: The OPFOR element defends a minefield against an enemy element conducting a minefield sweeping operation. 1. Prevents the unit from detecting the obstacle. 2. Disrupts the minefield sweeping operation. 3. Prevents the unit from conducting the minefield sweeping operation, prevents the unit from moving all personnel through the breach or delays the completion of the minefield sweeping operation for more than 45 minutes.

TASK: Conduct an Ambush (5-OPFOR-0007)

CONDITION: The enemy is moving in a convoy. The opposing forces (OPFOR) element is positioned along the enemy's route.

STANDARD: The OPFOR element inflicts casualties on the enemy and causes vehicle and equipment damage. 1. Prepares an ambush site before the element arrives. 2. Surprises march element forces. 3. Inflicts heavy casualties within the designated kill zone. 4. Inflicts heavy damage to vehicles and equipment within the designated kill zone. 5. Delays the march element from reaching a specified destination for a specified period of time. 6. Withdraws on order. 7. Sustains no casualties. 8. Reports actions to superiors.

TASK: Maintain Contact (5-OPFOR-0003)

CONDITION: The opposing forces (OPFOR) element is engaged with enemy base defense forces. The enemy forces are withdrawing under pressure.

STANDARD: The OPFOR element maintains enemy contact while the enemy withdraws. 1. Engages the enemy forces decisively. 2. Advances the OPFOR as the enemy forces withdraw. 3. Inflicts heavy casualties. 4. Captures the members of the enemy force. 5. Captures documents and equipment. 6. Safeguards captured documents, equipment, and personnel.

TASK: Disrupt a Net Control Station (NCS) (5-OPFOR-0019)

CONDITION: The enemy has established a NCS. The opposing forces (OPFOR) element has radio and jamming equipment.

STANDARD: The OPFOR element attempts to disrupt an NCS. 1. Attempts to locate the radio frequency that the unit is operating on. 2. Attempts to enter the radio net. 3. Attempts to issue "bogus" orders to a unit on the net. 4. Jams the radio frequency and forces the unit to go to an alternate frequency.

TASK: Disrupt Defensive Preparations (5-OPFOR-0018)

CONDITION: The opposing forces (OPFOR) element has located the enemy. Priority intelligence requirements (PIR) and other intelligence requirements obtained by OPFOR patrols indicate that the enemy elements are establishing defensive positions. The OPFOR element has automatic and antiarmor weapons and light mortars.

STANDARD: The OPFOR element disrupts and delays the enemy's defensive preparations. 1. Locates and penetrates the enemy's security system. 2. Forces the enemy to delay defensive preparations. 3. Disrupts the enemy's obstacle preparations.

TASK: Disrupt Enemy Movement and Operations Using Tactical Nuclear Weapons (5-OPFOR-0016)

CONDITION: The opposing forces (OPFOR) element has located the enemy. Priority intelligence requirements (PIR) and other intelligence requirements have been obtained by OPFOR patrols. Tactical nuclear weapons are employed against key locations in the rear area.

STANDARD: The OPFOR element disrupts enemy movement and operations. 1. Disrupts or delays the movement of the enemy's equipment and supplies to the forward areas. 2. Destroys enemy equipment and supplies. 3. Inflicts a high rate of nuclear casualties among the enemy forces. 4. Denies the enemy the use of specified areas. 5. Contaminates the enemy's equipment and supplies.

TASK: Disrupt Quarters Party Operations (5-OPFOR-0017)

CONDITION: The enemy is conducting quarters party operations. It has established an assembly area (AA) but has not moved in the main body.

STANDARD: The opposing forces (OPFOR) element attempts to disrupt quarters party operations and infiltrate the enemy's AA. 1. Locates the quarters party and the AA. 2. Surprises the main body. 3. Penetrates the AA with squad-size probes. 4. Inflicts personnel casualties and vehicle damage. 5. Disrupts the unit's preparations (prevents or delays beyond the unit's allotted time).

TASK: Disrupt Enemy Movement and Operations Using Persistent and Nonpersistent Chemical Weapons (5-OPFOR-0015)

CONDITION: The opposing forces (OPFOR) element has located the enemy. Priority intelligence requirements (PIR) and other intelligence requirements have been obtained by OPFOR patrols. The OPFOR units deliver chemical agents, by means of conventional artillery weapons or aircraft, along selected supply routes and key bases in the rear area.

STANDARD: The OPFOR element disrupts enemy movement and operations using persistent and nonpersistent chemical weapons. 1. Delivers chemical agents in low and densely wooded areas. 2. Delays the movement of enemy supplies and equipment to the forward areas. 3. Restricts the movement of the enemy units in the rear area. 4. Channels the movement of enemy units into predesignated ambush areas. 5. Contaminates enemy supplies and equipment. 6. Inflicts a high rate of casualties on enemy forces.

TASK: Disrupt Movement (5-OPFOR-0014)

CONDITION: The enemy is expected to move through the opposing forces (OPFOR) element's area of operations. The OPFOR element has received an operation order (OPORD) or fragmentary order (FRAGO) to disrupt enemy movement. The enemy has the capability to defend with direct fire and antiarmor weapons.

STANDARD: The OPFOR element delays enemy movement. 1. Delays the element. 2. Forces the element to deviate from its route. 3. Prevents the element from reaching its destination. 4. Surprises the element's main body.

TASK: Counter Passage of Lines (5-OPFOR-0012)

CONDITION: Enemy forces are in defensive positions, but they are expected to attempt passage-of-lines operations. The opposing forces (OPFOR) received orders to disrupt enemy passage-of-lines operations.

STANDARD: The OPFOR element delays or prevents enemy passage of lines. 1. Delays the passage. 2. Prevents the company from moving all personnel through the stationary unit. 3. Engages the main body of either the moving or the stationary unit.

TASK: Disrupt Assembly Area (AA) Activities (5-OPFOR-0013)

CONDITION: Intelligence reports indicate that platoon- and company-size enemy units are operating in the opposing forces (OPFOR) area of operations. Enemy units can defend from AAs with direct fire, antiarmor weapons, and indirect fire. The enemy has close air support (CAS) and nuclear, biological, and chemical (NBC) capabilities.

STANDARD: The OPFOR element locates and disrupts the enemy's AA activities. 1. Locates the element's AA. 2. Probes the AA with squad- or team-size elements. 3. Inflicts more than 5 percent casualties on the element. 4. Disrupts the element's preparations (prevents or delays beyond the element's allotted time).

TASK: Attack (5-OPFOR-0001)

CONDITION: The opposing forces (OPFOR) element has located the enemy. The priority intelligence requirements (PIR) and other intelligence requirements have been obtained by OPFOR patrols. The OPFOR element has automatic and antiarmor weapons and light mortars.

STANDARD: The OPFOR element attempts to seize the terrain, vehicles, or equipment. 1. Develops an attack plan. 2. Surprises the enemy unit's main body. 3. Initiates the attack using a scheme of maneuver that exploits the enemy's flanks, gaps, and weaknesses. 4. Uses covered and concealed routes to approach the enemy forces' flanks, gaps, or weakly held areas. 5. Employs indirect fire to support the attack. 6. Penetrates enemy defenses. 7. Destroys equipment and supplies. 8. Inflicts heavy casualties. 9. Isolates the combat service support (CSS) base by blocking reinforcements. 10. Forces enemy units to displace. 11. Avoids being fixed in one position. 12. Withdraws before the CSS base is reinforced with tactical combat forces.

TASK: Surrender to the Capturing Unit on the Battlefield (5-OPFOR-0024)

CONDITION: The enemy has captured the opposing forces (OPFOR) element's soldiers, documents, and equipment sensitive to the OPFOR tactical operations.

STANDARD: The OPFOR soldiers retain or destroy documents and equipment. The OPFOR element surrenders documents and equipment of no tactical use to the enemy and attempts to conceal or destroy items of tactical value. The OPFOR element attempts escape and evasion. 1. Prevents the successful capture of documents and equipment. 2. Destroys documents and equipment. 3. Removes identifying markings from equipment. 4. Removes unit-identifying insignia. 5. Provides misleading information. 6. Plans an escape. 7. Delays movement to the nearest collection point. 8. Prevents safeguarding of enemy prisoners of war (EPWs) in order to cause embarrassment to the United States (US).

TASK: Conduct Air Attacks (5-OPFOR-0002)

CONDITION: The opposing forces (OPFOR) element in the rear area has forwarded the positions of the enemy support sites or the locations of moving elements. The OPFOR aircraft have been dispatched to attack enemy installations or convoys.

STANDARD: The OPFOR element attempts to delay, disrupt, or damage the enemy targets by air. 1. Locates the target (support sites or convoys). 2. Makes attack runs on the designated targets. 3. Inflicts heavy damage to the selected target. 4. Sustains no loss of aircraft. 5. Delays moving the force for more than one hour.

TASK: Conduct Sniper Operations (5-OPFOR-0006)

CONDITION: The opposing forces (OPFOR) element has assigned snipers (regular or irregular elements) in the enemy's rear area along the main supply route (MSR) and near support sites.

STANDARD: The OPFOR element kills or wounds targets. 1. Sets up a well-concealed location. 2. Engages vehicle drivers or personnel on foot with short bursts of semiautomatic fire. 3. Kills or wounds selected targets. 4. Prevents the position from being discovered by enemy forces. 5. Evacuates the area without being spotted. 6. Reports all specified priority intelligence requirements (PIR) and other intelligence requirements to the OPFOR headquarters (HQ).

ELEMENTS: Section
 Command Section
 Headquarters Detachment
 S1 Section
 S2 and S3 Section
 S4 Section
 Communication Section

TASK: Employ Physical Security Measures (19-3-2204.05-T01A)
 (FM 3-19.30) (FM 3-19.4)

ITERATION: 1 2 3 4 5 (Circle)

COMMANDER/LEADER ASSESSMENT: T P U (Circle)

CONDITIONS: An opposing forces (OPFOR) squad-size patrol attempts reconnaissance or intrusion into the command post (CP) perimeter. This task should not be trained in MOPP4.

TASK STANDARDS: The element maintains 24-hour security in its assigned sector and is not surprised by the OPFOR.

TASK STEPS AND PERFORMANCE MEASURES	GO	NO-GO
* 1. The element leader prepares a physical security plan. <ul style="list-style-type: none"> a. Controlled the entry of vehicles into the CP. b. Developed procedures for selecting and manning perimeter positions. c. Developed procedures for detecting and reporting OPFOR intrusion or observation of the CP perimeter. d. Controlled access to the element's defensive areas. e. Established communications links between observation posts (OPs) and the reaction force. f. Developed procedures for initial response to ground attacks. 2. The element operates a guard force. <ul style="list-style-type: none"> a. Established communications with the guard commander. b. Stopped unauthorized entry into restricted areas. c. Conducted random exterior patrols to find and neutralize OPFOR intruders before they breached the CP perimeter. 3. The element reacts to an OPFOR ground attack. <ul style="list-style-type: none"> a. Assumed preplanned positions. b. Denied intrusion into the CP perimeter. 		

TASK PERFORMANCE / EVALUATION SUMMARY BLOCK							
ITERATION	1	2	3	4	5		TOTAL
TOTAL TASK STEPS EVALUATED							
TOTAL TASK STEPS "GO"							
TRAINING STATUS "GO"/"NO-GO"							

"*" indicates a leader task step.

SUPPORTING INDIVIDUAL TASKS: NONE

SUPPORTING COLLECTIVE TASKS: NONE

OPFOR TASKS AND STANDARDS

TASK: Disrupt a Route Reconnaissance (5-OPFOR-0021)

CONDITION: The enemy is conducting a route reconnaissance. The opposing forces (OPFOR) element is positioned along the enemy's route.

STANDARD: The OPFOR element attempts to disrupt a squad/section conducting a route reconnaissance. 1. Prevents the unit from meeting its specified time schedule. 2. Forces the unit to deviate from its specified route. 3. Prevents the unit from reaching its assigned destination. 4. Surprises the squad/section. 5. Inflicts casualties on the unit.

TASK: Conduct an Attack (5-OPFOR-0008)

CONDITION: The enemy is conducting tactical operations. The opposing forces (OPFOR) element receives orders to attack the enemy, the area of occupation, or the main supply route (MSR) with smoke.

STANDARD: The OPFOR element disrupts the enemy's movement and smoke operations. 1. Determines the delivery method of the smoke attack. 2. Locates the target. 3. Delivers the smoke attack downwind. 4. Attacks the enemy with smoke, and surge attacks when the enemy responds to the smoke.

TASK: Conduct a Raid (5-OPFOR-0004)

CONDITION: The opposing forces (OPFOR) element has occupied an objective rally point and has orders to conduct a raid on a combat service support (CSS) base.

STANDARD: The OPFOR element infiltrates the enemy's base and destroys all of the targets. 1. Surprises the enemy forces. 2. Assaults the support base and accomplishes the assigned tasks. 3. Destroys the specified equipment and supplies. 4. Avoids being decisively engaged. 5. Withdraws all personnel from the objective areas within the time prescribed. 6. Obtains all priority intelligence requirements (PIR) from the raid site. 7. Sustains only light casualties from enemy fire.

TASK: Conduct an Aerial Reconnaissance (5-OPFOR-0010)

CONDITION: The opposing forces (OPFOR) headquarters (HQ) element requires intelligence on the locations and identification of enemy elements. An aircraft is dispatched to take photographs and make a visual inspection of the enemy rear area.

STANDARD: The OPFOR element gathers photograph intelligence of the enemy. 1. Photographs the assigned sectors. 2. Makes quick visual checks where the ceiling is low. 3. Locates enemy positions in the area, particularly support and storage bases, and command and control (C2) facilities. 4. Sustains no loss of aircraft. 5. Reports priority intelligence requirements (PIR) and other information requirements to the OPFOR HQ.

TASK: Defeat Obstacles (5-OPFOR-0009)

CONDITION: The opposing forces (OPFOR) element encounters an obstacle that blocks the avenue of approach as it advances upon the enemy forces.

STANDARD: The OPFOR element bypasses or breaches the enemy obstacle. 1. Detects the obstacle before halting its main body. 2. Defeats the obstacle. a. Bypasses the obstacle without entering the engagement areas. b. Breaches the obstacle within 45 minutes and passes its entire force through the obstacle. 3. Does not incur degradation to the point that the mission must be discontinued.

TASK: Disrupt Construction of Vehicle Fighting Positions (5-OPFOR-0020)

CONDITION: The opposing forces (OPFOR) element has located the enemy. The priority intelligence requirements (PIR) and other intelligence obtained by OPFOR patrols indicate the enemy is constructing vehicle fighting positions within its defensive area. The OPFOR element has automatic and antiarmor weapons and light mortars.

STANDARD: The OPFOR element attempts to disrupt the enemy's efforts to establish vehicle fighting positions. 1. Locates the defensive area. 2. Surprises the main body. 3. Penetrates the defensive area with squad-size probes. 4. Inflicts casualties on the unit. 5. Destroys vehicles. 6. Disrupts the unit's preparations (prevents or delays beyond the unit's allotted time).

TASK: Disrupt an Engineer Reconnaissance (5-OPFOR-0022)

CONDITION: The enemy is conducting an engineer reconnaissance. The opposing forces (OPFOR) element is positioned along the enemy's route.

STANDARD: The OPFOR element disrupts an engineer reconnaissance. 1. Prevents the unit from meeting its specified time schedule. 2. Forces the unit to deviate from its specified route. 3. Prevents the unit from accomplishing its assigned engineer reconnaissance. 4. Surprises the unit conducting the reconnaissance.

TASK: Defend a Minefield (5-OPFOR-0023)

CONDITION: The enemy is conducting a minefield sweeping operation. The opposing forces (OPFOR) element has a minefield placed in the enemy's path. The minefield is under constant observation and fire.

STANDARD: The OPFOR element defends a minefield against an enemy element conducting a minefield sweeping operation. 1. Prevents the unit from detecting the obstacle. 2. Disrupts the minefield sweeping operation. 3. Prevents the unit from conducting the minefield sweeping operation, prevents the unit from moving all personnel through the breach or delays the completion of the minefield sweeping operation for more than 45 minutes.

TASK: Conduct Terrorist and Saboteur Attacks (5-OPFOR-0005)

CONDITION: The opposing forces (OPFOR) element dispatches small teams into the enemy's rear area to disrupt combat service support (CSS) operations.

STANDARD: The enemy sustains disrupted command and control (C2), destroyed equipment and supplies, and light casualties. 1. Locates rear support bases and C2 facilities. 2. Delays and disrupts CSS operations through probes. 3. Infiltrates CSS bases to conduct sabotage and terrorist activities. 4. Inflicts light casualties. 5. Destroys supplies and equipment.

TASK: Conduct Sniper Operations (5-OPFOR-0006)

CONDITION: The opposing forces (OPFOR) element has assigned snipers (regular or irregular elements) in the enemy's rear area along the main supply route (MSR) and near support sites.

STANDARD: The OPFOR element kills or wounds targets. 1. Sets up a well-concealed location. 2. Engages vehicle drivers or personnel on foot with short bursts of semiautomatic fire. 3. Kills or wounds selected targets. 4. Prevents the position from being discovered by enemy forces. 5. Evacuates the area without being spotted. 6. Reports all specified priority intelligence requirements (PIR) and other intelligence requirements to the OPFOR headquarters (HQ).

TASK: Maintain Contact (5-OPFOR-0003)

CONDITION: The opposing forces (OPFOR) element is engaged with enemy base defense forces. The enemy forces are withdrawing under pressure.

STANDARD: The OPFOR element maintains enemy contact while the enemy withdraws. 1. Engages the enemy forces decisively. 2. Advances the OPFOR as the enemy forces withdraw. 3. Inflicts heavy casualties. 4. Captures the members of the enemy force. 5. Captures documents and equipment. 6. Safeguards captured documents, equipment, and personnel.

TASK: Conduct an Ambush (5-OPFOR-0007)

CONDITION: The enemy is moving in a convoy. The opposing forces (OPFOR) element is positioned along the enemy's route.

STANDARD: The OPFOR element inflicts casualties on the enemy and causes vehicle and equipment damage. 1. Prepares an ambush site before the element arrives. 2. Surprises march element forces. 3. Inflicts heavy casualties within the designated kill zone. 4. Inflicts heavy damage to vehicles and equipment within the designated kill zone. 5. Delays the march element from reaching a specified destination for a specified period of time. 6. Withdraws on order. 7. Sustains no casualties. 8. Reports actions to superiors.

TASK: Surrender to the Capturing Unit on the Battlefield (5-OPFOR-0024)

CONDITION: The enemy has captured the opposing forces (OPFOR) element's soldiers, documents, and equipment sensitive to the OPFOR tactical operations.

STANDARD: The OPFOR soldiers retain or destroy documents and equipment. The OPFOR element surrenders documents and equipment of no tactical use to the enemy and attempts to conceal or destroy items of tactical value. The OPFOR element attempts escape and evasion. 1. Prevents the successful capture of documents and equipment. 2. Destroys documents and equipment. 3. Removes identifying markings from equipment. 4. Removes unit-identifying insignia. 5. Provides misleading information. 6. Plans an escape. 7. Delays movement to the nearest collection point. 8. Prevents safeguarding of enemy prisoners of war (EPWs) in order to cause embarrassment to the United States (US).

TASK: Disrupt a Net Control Station (NCS) (5-OPFOR-0019)

CONDITION: The enemy has established a NCS. The opposing forces (OPFOR) element has radio and jamming equipment.

STANDARD: The OPFOR element attempts to disrupt an NCS. 1. Attempts to locate the radio frequency that the unit is operating on. 2. Attempts to enter the radio net. 3. Attempts to issue "bogus" orders to a unit on the net. 4. Jams the radio frequency and forces the unit to go to an alternate frequency.

TASK: Disrupt Defensive Preparations (5-OPFOR-0018)

CONDITION: The opposing forces (OPFOR) element has located the enemy. Priority intelligence requirements (PIR) and other intelligence requirements obtained by OPFOR patrols indicate that the enemy elements are establishing defensive positions. The OPFOR element has automatic and antiarmor weapons and light mortars.

STANDARD: The OPFOR element disrupts and delays the enemy's defensive preparations. 1. Locates and penetrates the enemy's security system. 2. Forces the enemy to delay defensive preparations. 3. Disrupts the enemy's obstacle preparations.

TASK: Disrupt Enemy Movement and Operations Using Tactical Nuclear Weapons (5-OPFOR-0016)

CONDITION: The opposing forces (OPFOR) element has located the enemy. Priority intelligence requirements (PIR) and other intelligence requirements have been obtained by OPFOR patrols. Tactical nuclear weapons are employed against key locations in the rear area.

STANDARD: The OPFOR element disrupts enemy movement and operations. 1. Disrupts or delays the movement of the enemy's equipment and supplies to the forward areas. 2. Destroys enemy equipment and supplies. 3. Inflicts a high rate of nuclear casualties among the enemy forces. 4. Denies the enemy the use of specified areas. 5. Contaminates the enemy's equipment and supplies.

TASK: Disrupt Quartering Party Operations (5-OPFOR-0017)

CONDITION: The enemy is conducting quartering party operations. It has established an assembly area (AA) but has not moved in the main body.

STANDARD: The opposing forces (OPFOR) element attempts to disrupt quartering party operations and infiltrate the enemy's AA. 1. Locates the quartering party and the AA. 2. Surprises the main body. 3. Penetrates the AA with squad-size probes. 4. Inflicts personnel casualties and vehicle damage. 5. Disrupts the unit's preparations (prevents or delays beyond the unit's allotted time).

TASK: Disrupt Enemy Movement and Operations Using Persistent and Nonpersistent Chemical Weapons (5-OPFOR-0015)

CONDITION: The opposing forces (OPFOR) element has located the enemy. Priority intelligence requirements (PIR) and other intelligence requirements have been obtained by OPFOR patrols. The OPFOR units deliver chemical agents, by means of conventional artillery weapons or aircraft, along selected supply routes and key bases in the rear area.

STANDARD: The OPFOR element disrupts enemy movement and operations using persistent and nonpersistent chemical weapons. 1. Delivers chemical agents in low and densely wooded areas. 2. Delays the movement of enemy supplies and equipment to the forward areas. 3. Restricts the movement of the enemy units in the rear area. 4. Channels the movement of enemy units into predesignated ambush areas. 5. Contaminates enemy supplies and equipment. 6. Inflicts a high rate of casualties on enemy forces.

TASK: Disrupt Movement (5-OPFOR-0014)

CONDITION: The enemy is expected to move through the opposing forces (OPFOR) element's area of operations. The OPFOR element has received an operation order (OPORD) or fragmentary order (FRAGO) to disrupt enemy movement. The enemy has the capability to defend with direct fire and antiarmor weapons.

STANDARD: The OPFOR element delays enemy movement. 1. Delays the element. 2. Forces the element to deviate from its route. 3. Prevents the element from reaching its destination. 4. Surprises the element's main body.

TASK: Counter Passage of Lines (5-OPFOR-0012)

CONDITION: Enemy forces are in defensive positions, but they are expected to attempt passage-of-lines operations. The opposing forces (OPFOR) received orders to disrupt enemy passage-of-lines operations.

STANDARD: The OPFOR element delays or prevents enemy passage of lines. 1. Delays the passage. 2. Prevents the company from moving all personnel through the stationary unit. 3. Engages the main body of either the moving or the stationary unit.

TASK: Disrupt Assembly Area (AA) Activities (5-OPFOR-0013)

CONDITION: Intelligence reports indicate that platoon- and company-size enemy units are operating in the opposing forces (OPFOR) area of operations. Enemy units can defend from AAs with direct fire, antiarmor weapons, and indirect fire. The enemy has close air support (CAS) and nuclear, biological, and chemical (NBC) capabilities.

STANDARD: The OPFOR element locates and disrupts the enemy's AA activities. 1. Locates the element's AA. 2. Probes the AA with squad- or team-size elements. 3. Inflicts more than 5 percent casualties on the element. 4. Disrupts the element's preparations (prevents or delays beyond the element's allotted time).

TASK: Attack (5-OPFOR-0001)

CONDITION: The opposing forces (OPFOR) element has located the enemy. The priority intelligence requirements (PIR) and other intelligence requirements have been obtained by OPFOR patrols. The OPFOR element has automatic and antiarmor weapons and light mortars.

STANDARD: The OPFOR element attempts to seize the terrain, vehicles, or equipment. 1. Develops an attack plan. 2. Surprises the enemy unit's main body. 3. Initiates the attack using a scheme of maneuver that exploits the enemy's flanks, gaps, and weaknesses. 4. Uses covered and concealed routes to approach the enemy forces' flanks, gaps, or weakly held areas. 5. Employs indirect fire to support the attack. 6. Penetrates enemy defenses. 7. Destroys equipment and supplies. 8. Inflicts heavy casualties. 9. Isolates the combat service support (CSS) base by blocking reinforcements. 10. Forces enemy units to displace. 11. Avoids being fixed in one position. 12. Withdraws before the CSS base is reinforced with tactical combat forces.

TASK: Conduct Air Attacks (5-OPFOR-0002)

CONDITION: The opposing forces (OPFOR) element in the rear area has forwarded the positions of the enemy support sites or the locations of moving elements. The OPFOR aircraft have been dispatched to attack enemy installations or convoys.

STANDARD: The OPFOR element attempts to delay, disrupt, or damage the enemy targets by air. 1. Locates the target (support sites or convoys). 2. Makes attack runs on the designated targets. 3. Inflicts heavy damage to the selected target. 4. Sustains no loss of aircraft. 5. Delays moving the force for more than one hour.

- ELEMENTS:** Section
 Command Section
 Headquarters Detachment
 S1 Section
 S2 and S3 Section
 S4 Section
 Communication Section

TASK: Use Passive Air Defense Measures (44-1-C220.05-T01A)
 (FM 44-100) (FM 44-64) (FM 44-8)
 (FM 44-80)

ITERATION: 1 2 3 4 5 M (Circle)

COMMANDER/LEADER ASSESSMENT: T P U (Circle)

CONDITIONS: The element is in a tactical position. Hostile aerial platforms (rotary-wing, fixed-wing, and unmanned aerial vehicles [UAVs]) have been operating in the general area. The element's weapon control status (WCS) is WEAPONS HOLD. Some iterations of this task should be performed in MOPP4.

TASK STANDARDS: The opposing forces (OPFOR) element's aerial platforms (rotary-wing, fixed-wing, and UAVs) do not detect the unit. The time required to perform this task is increased when conducting it in mission-oriented protection posture (MOPP) 4 or blackout conditions.

TASK STEPS AND PERFORMANCE MEASURES	GO	NO-GO
<p>* 1. The element leader uses passive air defense measures in a tactical position.</p> <ul style="list-style-type: none"> a. Used all available resources (camouflage, cover, concealment, and dispersion) to hide personnel and equipment to limit vulnerability. <p>NOTE: Air situational awareness (SA) is achieved by the unit's monitoring the simplified handheld terminal units (SHTUs).</p> <ul style="list-style-type: none"> b. Covered or shaded any shiny items, particularly windshields and optics. c. Established and rehearsed the air attack alarms. d. Dispersed vehicles, tents, and supplies to reduce vulnerability to an air attack. e. Constructed field fortifications with organic equipment as necessary to protect personnel and vulnerable mission-essential equipment. f. Manned observation posts (OPs), daytime or nighttime, to provide warning of approaching aerial platforms (rotary-wing, fixed-wing, and UAVs). g. Established a listening watch on the air defense early-warning net, if the equipment was available and operational. <p>* 2. The element leader uses passive air defense measures in a convoy.</p> <ul style="list-style-type: none"> a. Ensured that all personnel received the convoy commander's briefing. b. Camouflaged vehicles and equipment before moving out. c. Selected a column interval based on instructions, the mission, and the terrain. d. Placed crew-served weapons throughout the convoy to cover the avenues of approach (front, rear, and flank). e. Assigned soldiers to air guard duties with specific search sectors covering 360 degrees. f. Identified threat aerial platforms (rotary-wing, fixed-wing, and UAVs) visually. g. Reported all aircraft actions to the higher headquarters (HQ). h. Established and rehearsed the air attack alarms. 		

TASK STEPS AND PERFORMANCE MEASURES	GO	NO-GO
3. Element personnel use passive air defense measures when occupying or displacing a position. <ul style="list-style-type: none"> a. Maintained the vehicle interval specified in the movement order. b. Staggered vehicles to avoid linear patterns. c. Assigned air guards to the sectors of search that covered 360 degrees, and maintained the coverage until the convoy completed the movement. d. Identified threat aerial platforms (rotary-wing, fixed-wing, and UAVs) visually. e. Reported all aircraft actions to the higher HQ. f. Established the vehicle order of precedence. 		

TASK PERFORMANCE / EVALUATION SUMMARY BLOCK							
ITERATION	1	2	3	4	5	M	TOTAL
TOTAL TASK STEPS EVALUATED							
TOTAL TASK STEPS "GO"							
TRAINING STATUS "GO"/"NO-GO"							

"*" indicates a leader task step.

SUPPORTING INDIVIDUAL TASKS: NONE

SUPPORTING COLLECTIVE TASKS: NONE

OPFOR TASKS AND STANDARDS

TASK: Surrender to the Capturing Unit on the Battlefield (5-OPFOR-0024)

CONDITION: The enemy has captured the opposing forces (OPFOR) element's soldiers, documents, and equipment sensitive to the OPFOR tactical operations.

STANDARD: The OPFOR soldiers retain or destroy documents and equipment. The OPFOR element surrenders documents and equipment of no tactical use to the enemy and attempts to conceal or destroy items of tactical value. The OPFOR element attempts escape and evasion. 1. Prevents the successful capture of documents and equipment. 2. Destroys documents and equipment. 3. Removes identifying markings from equipment. 4. Removes unit-identifying insignia. 5. Provides misleading information. 6. Plans an escape. 7. Delays movement to the nearest collection point. 8. Prevents safeguarding of enemy prisoners of war (EPWs) in order to cause embarrassment to the United States (US).

TASK: Disrupt a Route Reconnaissance (5-OPFOR-0021)

CONDITION: The enemy is conducting a route reconnaissance. The opposing forces (OPFOR) element is positioned along the enemy's route.

STANDARD: The OPFOR element attempts to disrupt a squad/section conducting a route reconnaissance. 1. Prevents the unit from meeting its specified time schedule. 2. Forces the unit to deviate from its specified route. 3. Prevents the unit from reaching its assigned destination. 4. Surprises the squad/section. 5. Inflicts casualties on the unit.

TASK: Conduct an Attack (5-OPFOR-0008)

CONDITION: The enemy is conducting tactical operations. The opposing forces (OPFOR) element receives orders to attack the enemy, the area of occupation, or the main supply route (MSR) with smoke.

STANDARD: The OPFOR element disrupts the enemy's movement and smoke operations. 1. Determines the delivery method of the smoke attack. 2. Locates the target. 3. Delivers the smoke attack downwind. 4. Attacks the enemy with smoke, and surge attacks when the enemy responds to the smoke.

TASK: Conduct a Raid (5-OPFOR-0004)

CONDITION: The opposing forces (OPFOR) element has occupied an objective rally point and has orders to conduct a raid on a combat service support (CSS) base.

STANDARD: The OPFOR element infiltrates the enemy's base and destroys all of the targets. 1. Surprises the enemy forces. 2. Assaults the support base and accomplishes the assigned tasks. 3. Destroys the specified equipment and supplies. 4. Avoids being decisively engaged. 5. Withdraws all personnel from the objective areas within the time prescribed. 6. Obtains all priority intelligence requirements (PIR) from the raid site. 7. Sustains only light casualties from enemy fire.

TASK: Conduct an Aerial Reconnaissance (5-OPFOR-0010)

CONDITION: The opposing forces (OPFOR) headquarters (HQ) element requires intelligence on the locations and identification of enemy elements. An aircraft is dispatched to take photographs and make a visual inspection of the enemy rear area.

STANDARD: The OPFOR element gathers photograph intelligence of the enemy. 1. Photographs the assigned sectors. 2. Makes quick visual checks where the ceiling is low. 3. Locates enemy positions in the area, particularly support and storage bases, and command and control (C2) facilities. 4. Sustains no loss of aircraft. 5. Reports priority intelligence requirements (PIR) and other information requirements to the OPFOR HQ.

TASK: Defeat Obstacles (5-OPFOR-0009)

CONDITION: The opposing forces (OPFOR) element encounters an obstacle that blocks the avenue of approach as it advances upon the enemy forces.

STANDARD: The OPFOR element bypasses or breaches the enemy obstacle. 1. Detects the obstacle before halting its main body. 2. Defeats the obstacle. a. Bypasses the obstacle without entering the engagement areas. b. Breaches the obstacle within 45 minutes and passes its entire force through the obstacle. 3. Does not incur degradation to the point that the mission must be discontinued.

TASK: Disrupt Construction of Vehicle Fighting Positions (5-OPFOR-0020)

CONDITION: The opposing forces (OPFOR) element has located the enemy. The priority intelligence requirements (PIR) and other intelligence obtained by OPFOR patrols indicate the enemy is constructing vehicle fighting positions within its defensive area. The OPFOR element has automatic and antiarmor weapons and light mortars.

STANDARD: The OPFOR element attempts to disrupt the enemy's efforts to establish vehicle fighting positions. 1. Locates the defensive area. 2. Surprises the main body. 3. Penetrates the defensive area with squad-size probes. 4. Inflicts casualties on the unit. 5. Destroys vehicles. 6. Disrupts the unit's preparations (prevents or delays beyond the unit's allotted time).

TASK: Disrupt an Engineer Reconnaissance (5-OPFOR-0022)

CONDITION: The enemy is conducting an engineer reconnaissance. The opposing forces (OPFOR) element is positioned along the enemy's route.

STANDARD: The OPFOR element disrupts an engineer reconnaissance. 1. Prevents the unit from meeting its specified time schedule. 2. Forces the unit to deviate from its specified route. 3. Prevents the unit from accomplishing its assigned engineer reconnaissance. 4. Surprises the unit conducting the reconnaissance.

TASK: Defend a Minefield (5-OPFOR-0023)

CONDITION: The enemy is conducting a minefield sweeping operation. The opposing forces (OPFOR) element has a minefield placed in the enemy's path. The minefield is under constant observation and fire.

STANDARD: The OPFOR element defends a minefield against an enemy element conducting a minefield sweeping operation. 1. Prevents the unit from detecting the obstacle. 2. Disrupts the minefield sweeping operation. 3. Prevents the unit from conducting the minefield sweeping operation, prevents the unit from moving all personnel through the breach or delays the completion of the minefield sweeping operation for more than 45 minutes.

TASK: Conduct Terrorist and Saboteur Attacks (5-OPFOR-0005)

CONDITION: The opposing forces (OPFOR) element dispatches small teams into the enemy's rear area to disrupt combat service support (CSS) operations.

STANDARD: The enemy sustains disrupted command and control (C2), destroyed equipment and supplies, and light casualties. 1. Locates rear support bases and C2 facilities. 2. Delays and disrupts CSS operations through probes. 3. Infiltrates CSS bases to conduct sabotage and terrorist activities. 4. Inflicts light casualties. 5. Destroys supplies and equipment.

TASK: Conduct Sniper Operations (5-OPFOR-0006)

CONDITION: The opposing forces (OPFOR) element has assigned snipers (regular or irregular elements) in the enemy's rear area along the main supply route (MSR) and near support sites.

STANDARD: The OPFOR element kills or wounds targets. 1. Sets up a well-concealed location. 2. Engages vehicle drivers or personnel on foot with short bursts of semiautomatic fire. 3. Kills or wounds selected targets. 4. Prevents the position from being discovered by enemy forces. 5. Evacuates the area without being spotted. 6. Reports all specified priority intelligence requirements (PIR) and other intelligence requirements to the OPFOR headquarters (HQ).

TASK: Maintain Contact (5-OPFOR-0003)

CONDITION: The opposing forces (OPFOR) element is engaged with enemy base defense forces. The enemy forces are withdrawing under pressure.

STANDARD: The OPFOR element maintains enemy contact while the enemy withdraws. 1. Engages the enemy forces decisively. 2. Advances the OPFOR as the enemy forces withdraw. 3. Inflicts heavy casualties. 4. Captures the members of the enemy force. 5. Captures documents and equipment. 6. Safeguards captured documents, equipment, and personnel.

TASK: Conduct an Ambush (5-OPFOR-0007)

CONDITION: The enemy is moving in a convoy. The opposing forces (OPFOR) element is positioned along the enemy's route.

STANDARD: The OPFOR element inflicts casualties on the enemy and causes vehicle and equipment damage. 1. Prepares an ambush site before the element arrives. 2. Surprises march element forces. 3. Inflicts heavy casualties within the designated kill zone. 4. Inflicts heavy damage to vehicles and equipment within the designated kill zone. 5. Delays the march element from reaching a specified destination for a specified period of time. 6. Withdraws on order. 7. Sustains no casualties. 8. Reports actions to superiors.

TASK: Disrupt a Net Control Station (NCS) (5-OPFOR-0019)

CONDITION: The enemy has established a NCS. The opposing forces (OPFOR) element has radio and jamming equipment.

STANDARD: The OPFOR element attempts to disrupt an NCS. 1. Attempts to locate the radio frequency that the unit is operating on. 2. Attempts to enter the radio net. 3. Attempts to issue "bogus" orders to a unit on the net. 4. Jams the radio frequency and forces the unit to go to an alternate frequency.

TASK: Disrupt Defensive Preparations (5-OPFOR-0018)

CONDITION: The opposing forces (OPFOR) element has located the enemy. Priority intelligence requirements (PIR) and other intelligence requirements obtained by OPFOR patrols indicate that the enemy elements are establishing defensive positions. The OPFOR element has automatic and antiarmor weapons and light mortars.

STANDARD: The OPFOR element disrupts and delays the enemy's defensive preparations. 1. Locates and penetrates the enemy's security system. 2. Forces the enemy to delay defensive preparations. 3. Disrupts the enemy's obstacle preparations.

TASK: Disrupt Enemy Movement and Operations Using Tactical Nuclear Weapons (5-OPFOR-0016)

CONDITION: The opposing forces (OPFOR) element has located the enemy. Priority intelligence requirements (PIR) and other intelligence requirements have been obtained by OPFOR patrols. Tactical nuclear weapons are employed against key locations in the rear area.

STANDARD: The OPFOR element disrupts enemy movement and operations. 1. Disrupts or delays the movement of the enemy's equipment and supplies to the forward areas. 2. Destroys enemy equipment and supplies. 3. Inflicts a high rate of nuclear casualties among the enemy forces. 4. Denies the enemy the use of specified areas. 5. Contaminates the enemy's equipment and supplies.

TASK: Disrupt Quartering Party Operations (5-OPFOR-0017)

CONDITION: The enemy is conducting quartering party operations. It has established an assembly area (AA) but has not moved in the main body.

STANDARD: The opposing forces (OPFOR) element attempts to disrupt quartering party operations and infiltrate the enemy's AA. 1. Locates the quartering party and the AA. 2. Surprises the main body. 3. Penetrates the AA with squad-size probes. 4. Inflicts personnel casualties and vehicle damage. 5. Disrupts the unit's preparations (prevents or delays beyond the unit's allotted time).

TASK: Disrupt Enemy Movement and Operations Using Persistent and Nonpersistent Chemical Weapons (5-OPFOR-0015)

CONDITION: The opposing forces (OPFOR) element has located the enemy. Priority intelligence requirements (PIR) and other intelligence requirements have been obtained by OPFOR patrols. The OPFOR units deliver chemical agents, by means of conventional artillery weapons or aircraft, along selected supply routes and key bases in the rear area.

STANDARD: The OPFOR element disrupts enemy movement and operations using persistent and nonpersistent chemical weapons. 1. Delivers chemical agents in low and densely wooded areas. 2. Delays the movement of enemy supplies and equipment to the forward areas. 3. Restricts the movement of the enemy units in the rear area. 4. Channels the movement of enemy units into predesignated ambush areas. 5. Contaminates enemy supplies and equipment. 6. Inflicts a high rate of casualties on enemy forces.

TASK: Disrupt Movement (5-OPFOR-0014)

CONDITION: The enemy is expected to move through the opposing forces (OPFOR) element's area of operations. The OPFOR element has received an operation order (OPORD) or fragmentary order (FRAGO) to disrupt enemy movement. The enemy has the capability to defend with direct fire and antiarmor weapons.

STANDARD: The OPFOR element delays enemy movement. 1. Delays the element. 2. Forces the element to deviate from its route. 3. Prevents the element from reaching its destination. 4. Surprises the element's main body.

TASK: Counter Passage of Lines (5-OPFOR-0012)

CONDITION: Enemy forces are in defensive positions, but they are expected to attempt passage-of-lines operations. The opposing forces (OPFOR) received orders to disrupt enemy passage-of-lines operations.

STANDARD: The OPFOR element delays or prevents enemy passage of lines. 1. Delays the passage. 2. Prevents the company from moving all personnel through the stationary unit. 3. Engages the main body of either the moving or the stationary unit.

TASK: Disrupt Assembly Area (AA) Activities (5-OPFOR-0013)

CONDITION: Intelligence reports indicate that platoon- and company-size enemy units are operating in the opposing forces (OPFOR) area of operations. Enemy units can defend from AAs with direct fire, antiarmor weapons, and indirect fire. The enemy has close air support (CAS) and nuclear, biological, and chemical (NBC) capabilities.

STANDARD: The OPFOR element locates and disrupts the enemy's AA activities. 1. Locates the element's AA. 2. Probes the AA with squad- or team-size elements. 3. Inflicts more than 5 percent casualties on the element. 4. Disrupts the element's preparations (prevents or delays beyond the element's allotted time).

TASK: Attack (5-OPFOR-0001)

CONDITION: The opposing forces (OPFOR) element has located the enemy. The priority intelligence requirements (PIR) and other intelligence requirements have been obtained by OPFOR patrols. The OPFOR element has automatic and antiarmor weapons and light mortars.

STANDARD: The OPFOR element attempts to seize the terrain, vehicles, or equipment. 1. Develops an attack plan. 2. Surprises the enemy unit's main body. 3. Initiates the attack using a scheme of maneuver that exploits the enemy's flanks, gaps, and weaknesses. 4. Uses covered and concealed routes to approach the enemy forces' flanks, gaps, or weakly held areas. 5. Employs indirect fire to support the attack. 6. Penetrates enemy defenses. 7. Destroys equipment and supplies. 8. Inflicts heavy casualties. 9. Isolates the combat service support (CSS) base by blocking reinforcements. 10. Forces enemy units to displace. 11. Avoids being fixed in one position. 12. Withdraws before the CSS base is reinforced with tactical combat forces.

TASK: Conduct Air Attacks (5-OPFOR-0002)

CONDITION: The opposing forces (OPFOR) element in the rear area has forwarded the positions of the enemy support sites or the locations of moving elements. The OPFOR aircraft have been dispatched to attack enemy installations or convoys.

STANDARD: The OPFOR element attempts to delay, disrupt, or damage the enemy targets by air. 1. Locates the target (support sites or convoys). 2. Makes attack runs on the designated targets. 3. Inflicts heavy damage to the selected target. 4. Sustains no loss of aircraft. 5. Delays moving the force for more than one hour.

ELEMENTS: Section
S2 and S3 Section

TASK: Prepare Construction Estimates (05-1-0716)
(FM 5-412)

ITERATION: 1 2 3 4 5 M (Circle)

COMMANDER/LEADER ASSESSMENT: T P U (Circle)

CONDITIONS: The battalion receives a construction mission from higher headquarters (HQ). A mission statement, construction drawings, and specifications are included. Some iterations of this task should be performed in MOPP4.

TASK STANDARDS: The completed construction estimate includes a bill of materials (BOM), equipment and personnel requirements, and a logic network diagram. The time required to perform this task is increased when conducting it in mission-oriented protection posture (MOPP) 4.

TASK STEPS AND PERFORMANCE MEASURES	GO	NO-GO
<p>* 1. The unit prepares a project activity list and a construction sequencing network.</p> <p>* 2. The unit prepares material estimates.</p> <ul style="list-style-type: none"> a. Planned project activities (work items) in detail. b. Used the construction drawings and specifications to compute quantities of materials, including a waste factor for each activity. c. Made material estimates on estimating work sheets. <p>* 3. The unit prepares equipment and personnel estimates.</p> <ul style="list-style-type: none"> a. Considered all available resources and construction methods. b. Determined work rates for activities in order of priority, experience, record, and references. c. Determined the personnel effect of each activity. d. Determined the equipment effort for each activity. e. Prepared a consolidated, itemized list of required equipment and personnel. f. Made equipment and personnel estimates on estimating work sheets. <p>* 4. The unit prepares the critical path method (CPM).</p> <ul style="list-style-type: none"> a. Determined the time duration based on equipment and personnel estimates. b. Determined the duration of the project from the CPM. c. Highlighted the critical path. d. Crashed the critical path if the calculated project completion was longer than the required project completion date. <p>NOTE: If the critical path cannot be crashed to meet the project completion date, the unit must request an extended project duration.</p> <p>5. The Operations and Training Officer (US Army) (S3) section presents the BOM, equipment and personnel requirements, and the CPM to higher HQ.</p>		

TASK PERFORMANCE / EVALUATION SUMMARY BLOCK							
ITERATION	1	2	3	4	5	M	TOTAL
TOTAL TASK STEPS EVALUATED							
TOTAL TASK STEPS "GO"							
TRAINING STATUS "GO"/"NO-GO"							

"*" indicates a leader task step.

SUPPORTING INDIVIDUAL TASKS

Task Number	Task Title
052-227-3302	Direct Armored Combat Earthmover (ACE) Dozer/Scraper Operations
052-256-4141	Determine Events in a Construction Project
052-256-4143	Schedule Work in a Construction Project
052-256-4144	Execute a Quality Control Plan

SUPPORTING COLLECTIVE TASKS: NONE

OPFOR TASKS AND STANDARDS

TASK: Defeat Obstacles (5-OPFOR-0009)

CONDITION: The opposing forces (OPFOR) element encounters an obstacle that blocks the avenue of approach as it advances upon the enemy forces.

STANDARD: The OPFOR element bypasses or breaches the enemy obstacle. 1. Detects the obstacle before halting its main body. 2. Defeats the obstacle. a. Bypasses the obstacle without entering the engagement areas. b. Breaches the obstacle within 45 minutes and passes its entire force through the obstacle. 3. Does not incur degradation to the point that the mission must be discontinued.

TASK: Disrupt a Route Reconnaissance (5-OPFOR-0021)

CONDITION: The enemy is conducting a route reconnaissance. The opposing forces (OPFOR) element is positioned along the enemy's route.

STANDARD: The OPFOR element attempts to disrupt a squad/section conducting a route reconnaissance. 1. Prevents the unit from meeting its specified time schedule. 2. Forces the unit to deviate from its specified route. 3. Prevents the unit from reaching its assigned destination. 4. Surprises the squad/section. 5. Inflicts casualties on the unit.

TASK: Conduct Terrorist and Saboteur Attacks (5-OPFOR-0005)

CONDITION: The opposing forces (OPFOR) element dispatches small teams into the enemy's rear area to disrupt combat service support (CSS) operations.

STANDARD: The enemy sustains disrupted command and control (C2), destroyed equipment and supplies, and light casualties. 1. Locates rear support bases and C2 facilities. 2. Delays and disrupts CSS operations through probes. 3. Infiltrates CSS bases to conduct sabotage and terrorist activities. 4. Inflicts light casualties. 5. Destroys supplies and equipment.

TASK: Disrupt a Net Control Station (NCS) (5-OPFOR-0019)

CONDITION: The enemy has established a NCS. The opposing forces (OPFOR) element has radio and jamming equipment.

STANDARD: The OPFOR element attempts to disrupt an NCS. 1. Attempts to locate the radio frequency that the unit is operating on. 2. Attempts to enter the radio net. 3. Attempts to issue "bogus" orders to a unit on the net. 4. Jams the radio frequency and forces the unit to go to an alternate frequency.

TASK: Disrupt Construction of Vehicle Fighting Positions (5-OPFOR-0020)

CONDITION: The opposing forces (OPFOR) element has located the enemy. The priority intelligence requirements (PIR) and other intelligence obtained by OPFOR patrols indicate the enemy is constructing vehicle fighting positions within its defensive area. The OPFOR element has automatic and antiarmor weapons and light mortars.

STANDARD: The OPFOR element attempts to disrupt the enemy's efforts to establish vehicle fighting positions. 1. Locates the defensive area. 2. Surprises the main body. 3. Penetrates the defensive area with squad-size probes. 4. Inflicts casualties on the unit. 5. Destroys vehicles. 6. Disrupts the unit's preparations (prevents or delays beyond the unit's allotted time).

TASK: Conduct an Aerial Reconnaissance (5-OPFOR-0010)

CONDITION: The opposing forces (OPFOR) headquarters (HQ) element requires intelligence on the locations and identification of enemy elements. An aircraft is dispatched to take photographs and make a visual inspection of the enemy rear area.

STANDARD: The OPFOR element gathers photograph intelligence of the enemy. 1. Photographs the assigned sectors. 2. Makes quick visual checks where the ceiling is low. 3. Locates enemy positions in the area, particularly support and storage bases, and command and control (C2) facilities. 4. Sustains no loss of aircraft. 5. Reports priority intelligence requirements (PIR) and other information requirements to the OPFOR HQ.

TASK: Disrupt Defensive Preparations (5-OPFOR-0018)

CONDITION: The opposing forces (OPFOR) element has located the enemy. Priority intelligence requirements (PIR) and other intelligence requirements obtained by OPFOR patrols indicate that the enemy elements are establishing defensive positions. The OPFOR element has automatic and antiarmor weapons and light mortars.

STANDARD: The OPFOR element disrupts and delays the enemy's defensive preparations. 1. Locates and penetrates the enemy's security system. 2. Forces the enemy to delay defensive preparations. 3. Disrupts the enemy's obstacle preparations.

TASK: Disrupt Quartering Party Operations (5-OPFOR-0017)

CONDITION: The enemy is conducting quartering party operations. It has established an assembly area (AA) but has not moved in the main body.

STANDARD: The opposing forces (OPFOR) element attempts to disrupt quartering party operations and infiltrate the enemy's AA. 1. Locates the quartering party and the AA. 2. Surprises the main body. 3. Penetrates the AA with squad-size probes. 4. Inflicts personnel casualties and vehicle damage. 5. Disrupts the unit's preparations (prevents or delays beyond the unit's allotted time).

TASK: Disrupt Movement (5-OPFOR-0014)

CONDITION: The enemy is expected to move through the opposing forces (OPFOR) element's area of operations. The OPFOR element has received an operation order (OPORD) or fragmentary order (FRAGO) to disrupt enemy movement. The enemy has the capability to defend with direct fire and antiarmor weapons.

STANDARD: The OPFOR element delays enemy movement. 1. Delays the element. 2. Forces the element to deviate from its route. 3. Prevents the element from reaching its destination. 4. Surprises the element's main body.

TASK: Disrupt Enemy Movement and Operations Using Tactical Nuclear Weapons (5-OPFOR-0016)

CONDITION: The opposing forces (OPFOR) element has located the enemy. Priority intelligence requirements (PIR) and other intelligence requirements have been obtained by OPFOR patrols. Tactical nuclear weapons are employed against key locations in the rear area.

STANDARD: The OPFOR element disrupts enemy movement and operations. 1. Disrupts or delays the movement of the enemy's equipment and supplies to the forward areas. 2. Destroys enemy equipment and supplies. 3. Inflicts a high rate of nuclear casualties among the enemy forces. 4. Denies the enemy the use of specified areas. 5. Contaminates the enemy's equipment and supplies.

TASK: Disrupt Assembly Area (AA) Activities (5-OPFOR-0013)

CONDITION: Intelligence reports indicate that platoon- and company-size enemy units are operating in the opposing forces (OPFOR) area of operations. Enemy units can defend from AAs with direct fire, antiarmor weapons, and indirect fire. The enemy has close air support (CAS) and nuclear, biological, and chemical (NBC) capabilities.

STANDARD: The OPFOR element locates and disrupts the enemy's AA activities. 1. Locates the element's AA. 2. Probes the AA with squad- or team-size elements. 3. Inflicts more than 5 percent casualties on the element. 4. Disrupts the element's preparations (prevents or delays beyond the element's allotted time).

TASK: Disrupt Enemy Movement and Operations Using Persistent and Nonpersistent Chemical Weapons (5-OPFOR-0015)

CONDITION: The opposing forces (OPFOR) element has located the enemy. Priority intelligence requirements (PIR) and other intelligence requirements have been obtained by OPFOR patrols. The OPFOR units deliver chemical agents, by means of conventional artillery weapons or aircraft, along selected supply routes and key bases in the rear area.

STANDARD: The OPFOR element disrupts enemy movement and operations using persistent and nonpersistent chemical weapons. 1. Delivers chemical agents in low and densely wooded areas. 2. Delays the movement of enemy supplies and equipment to the forward areas. 3. Restricts the movement of the enemy units in the rear area. 4. Channels the movement of enemy units into predesignated ambush areas. 5. Contaminates enemy supplies and equipment. 6. Inflicts a high rate of casualties on enemy forces.

TASK: Counter Passage of Lines (5-OPFOR-0012)

CONDITION: Enemy forces are in defensive positions, but they are expected to attempt passage-of-lines operations. The opposing forces (OPFOR) received orders to disrupt enemy passage-of-lines operations.

STANDARD: The OPFOR element delays or prevents enemy passage of lines. 1. Delays the passage. 2. Prevents the company from moving all personnel through the stationary unit. 3. Engages the main body of either the moving or the stationary unit.

TASK: Conduct Air Attacks (5-OPFOR-0002)

CONDITION: The opposing forces (OPFOR) element in the rear area has forwarded the positions of the enemy support sites or the locations of moving elements. The OPFOR aircraft have been dispatched to attack enemy installations or convoys.

STANDARD: The OPFOR element attempts to delay, disrupt, or damage the enemy targets by air. 1. Locates the target (support sites or convoys). 2. Makes attack runs on the designated targets. 3. Inflicts heavy damage to the selected target. 4. Sustains no loss of aircraft. 5. Delays moving the force for more than one hour.

TASK: Surrender to the Capturing Unit on the Battlefield (5-OPFOR-0024)

CONDITION: The enemy has captured the opposing forces (OPFOR) element's soldiers, documents, and equipment sensitive to the OPFOR tactical operations.

STANDARD: The OPFOR soldiers retain or destroy documents and equipment. The OPFOR element surrenders documents and equipment of no tactical use to the enemy and attempts to conceal or destroy items of tactical value. The OPFOR element attempts escape and evasion. 1. Prevents the successful capture of documents and equipment. 2. Destroys documents and equipment. 3. Removes identifying markings from equipment. 4. Removes unit-identifying insignia. 5. Provides misleading information. 6. Plans an escape. 7. Delays movement to the nearest collection point. 8. Prevents safeguarding of enemy prisoners of war (EPWs) in order to cause embarrassment to the United States (US).

TASK: Attack (5-OPFOR-0001)

CONDITION: The opposing forces (OPFOR) element has located the enemy. The priority intelligence requirements (PIR) and other intelligence requirements have been obtained by OPFOR patrols. The OPFOR element has automatic and antiarmor weapons and light mortars.

STANDARD: The OPFOR element attempts to seize the terrain, vehicles, or equipment. 1. Develops an attack plan. 2. Surprises the enemy unit's main body. 3. Initiates the attack using a scheme of maneuver that exploits the enemy's flanks, gaps, and weaknesses. 4. Uses covered and concealed routes to approach the enemy forces' flanks, gaps, or weakly held areas. 5. Employs indirect fire to support the attack. 6. Penetrates enemy defenses. 7. Destroys equipment and supplies. 8. Inflicts heavy casualties. 9. Isolates the combat service support (CSS) base by blocking reinforcements. 10. Forces enemy units to displace. 11. Avoids being fixed in one position. 12. Withdraws before the CSS base is reinforced with tactical combat forces.

TASK: Conduct a Raid (5-OPFOR-0004)

CONDITION: The opposing forces (OPFOR) element has occupied an objective rally point and has orders to conduct a raid on a combat service support (CSS) base.

STANDARD: The OPFOR element infiltrates the enemy's base and destroys all of the targets. 1. Surprises the enemy forces. 2. Assaults the support base and accomplishes the assigned tasks. 3. Destroys the specified equipment and supplies. 4. Avoids being decisively engaged. 5. Withdraws all personnel from the objective areas within the time prescribed. 6. Obtains all priority intelligence requirements (PIR) from the raid site. 7. Sustains only light casualties from enemy fire.

TASK: Conduct Sniper Operations (5-OPFOR-0006)

CONDITION: The opposing forces (OPFOR) element has assigned snipers (regular or irregular elements) in the enemy's rear area along the main supply route (MSR) and near support sites.

STANDARD: The OPFOR element kills or wounds targets. 1. Sets up a well-concealed location. 2. Engages vehicle drivers or personnel on foot with short bursts of semiautomatic fire. 3. Kills or wounds selected targets. 4. Prevents the position from being discovered by enemy forces. 5. Evacuates the area without being spotted. 6. Reports all specified priority intelligence requirements (PIR) and other intelligence requirements to the OPFOR headquarters (HQ).

TASK: Defend a Minefield (5-OPFOR-0023)

CONDITION: The enemy is conducting a minefield sweeping operation. The opposing forces (OPFOR) element has a minefield placed in the enemy's path. The minefield is under constant observation and fire.

STANDARD: The OPFOR element defends a minefield against an enemy element conducting a minefield sweeping operation. 1. Prevents the unit from detecting the obstacle. 2. Disrupts the minefield sweeping operation. 3. Prevents the unit from conducting the minefield sweeping operation, prevents the unit from moving all personnel through the breach or delays the completion of the minefield sweeping operation for more than 45 minutes.

TASK: Maintain Contact (5-OPFOR-0003)

CONDITION: The opposing forces (OPFOR) element is engaged with enemy base defense forces. The enemy forces are withdrawing under pressure.

STANDARD: The OPFOR element maintains enemy contact while the enemy withdraws. 1. Engages the enemy forces decisively. 2. Advances the OPFOR as the enemy forces withdraw. 3. Inflicts heavy casualties. 4. Captures the members of the enemy force. 5. Captures documents and equipment. 6. Safeguards captured documents, equipment, and personnel.

TASK: Disrupt an Engineer Reconnaissance (5-OPFOR-0022)

CONDITION: The enemy is conducting an engineer reconnaissance. The opposing forces (OPFOR) element is positioned along the enemy's route.

STANDARD: The OPFOR element disrupts an engineer reconnaissance. 1. Prevents the unit from meeting its specified time schedule. 2. Forces the unit to deviate from its specified route. 3. Prevents the unit from accomplishing its assigned engineer reconnaissance. 4. Surprises the unit conducting the reconnaissance.

TASK: Conduct an Attack (5-OPFOR-0008)

CONDITION: The enemy is conducting tactical operations. The opposing forces (OPFOR) element receives orders to attack the enemy, the area of occupation, or the main supply route (MSR) with smoke.

STANDARD: The OPFOR element disrupts the enemy's movement and smoke operations. 1. Determines the delivery method of the smoke attack. 2. Locates the target. 3. Delivers the smoke attack downwind. 4. Attacks the enemy with smoke, and surge attacks when the enemy responds to the smoke.

TASK: Conduct an Ambush (5-OPFOR-0007)

CONDITION: The enemy is moving in a convoy. The opposing forces (OPFOR) element is positioned along the enemy's route.

STANDARD: The OPFOR element inflicts casualties on the enemy and causes vehicle and equipment damage. 1. Prepares an ambush site before the element arrives. 2. Surprises march element forces. 3. Inflicts heavy casualties within the designated kill zone. 4. Inflicts heavy damage to vehicles and equipment within the designated kill zone. 5. Delays the march element from reaching a specified destination for a specified period of time. 6. Withdraws on order. 7. Sustains no casualties. 8. Reports actions to superiors.

ELEMENTS: Section
 Headquarters Detachment
 S4 Section

TASK: Conduct Logistics Operations (05-1-1000)
 (FM 10-27-4) (AR 220-15) (AR 710-2)
 (DA PAM 710-2-1) (FM 101-5) (FM 10-23)

ITERATION: 1 2 3 4 5 M (Circle)
COMMANDER/LEADER ASSESSMENT: T P U (Circle)

CONDITIONS: The battalion has deployed to a field location. The Supply Officer (US Army) (S4) section is operational and has all required plans, standing operating procedures (SOPs), forms, manuals, and equipment. Digital units have performed functionality checks, and systems are operational. Some iterations of this task should be performed in MOPP4.

TASK STANDARDS: The S4 section provides logistical support for continuous operations without degrading the battalion's ability to perform the mission due to inadequate logistics operations. Digital units send and receive orders/reports using frequency-modulated (FM) or digital means. The time required to perform this task is increased when conducting it in mission-oriented protection posture (MOPP) 4.

TASK STEPS AND PERFORMANCE MEASURES	GO	NO-GO
<p>1. The S4 section maintains Department of the Army (DA) Form 1594 according to Army Regulation (AR) 220-15.</p> <ul style="list-style-type: none"> a. Opened and closed the journal daily according to the unit's SOP. b. Made entries pertaining to significant events, information, messages, and documents. c. Reviewed the entries for correctness. <p>2. The S4 section serves as the primary staff section for logistical support, using AR 710-2, DA Pamphlet (PAM) 710-2-1, and the section's SOP as guidelines.</p> <p>NOTE: Digital units conduct operations and send and receive requests using digital systems according to the unit's tactical standing operating procedure (TACSOP).</p> <ul style="list-style-type: none"> a. Provided detailed information on supply matters. b. Supervised and monitored the requisition, receipt, storage, and distribution of supplies and equipment (except Class VIII items). c. Supervised and monitored property accounting procedures. d. Planned and supervised logistics execution and the service support portion of plans and orders. e. Supervised and monitored supply and maintenance records procedures. f. Prepared forecasts for Class III and Class V items and maintained data on their use. g. Coordinated with the Operations and Training Officer (US Army) (S3) for training of supply personnel. h. Maintained the battalion property book. i. Established material storage areas containing vehicle turnarounds. j. Camouflaged areas according to the tactical situation. <p>3. The S4 section serves as the principal staff section for services, using Field Manual (FM) 10-23 as a guideline.</p> <ul style="list-style-type: none"> a. Maintained and monitored food service operations. b. Coordinated field feeding operations. c. Prepared the battalion's feeding plan. 		

TASK STEPS AND PERFORMANCE MEASURES	GO	NO-GO
<p>d. Inspected field feeding operations for enforcement of the sanitation regulations.</p> <p>4. The S4 section serves as the principal staff section for other supply actions according to standards listed below.</p> <ul style="list-style-type: none"> a. Made arrangements for the receipt, storage, and issue of organizational clothing and individual equipment. b. Coordinated and monitored unit laundry support services. c. Selected the general location of service support areas. d. Coordinated and monitored the use of clothing exchange and bath points. e. Maintained data on the number of personnel requiring services and the dates and times services were offered. f. Designated collection points for salvage turn-in. g. Controlled the disposition of salvage. h. Coordinated the transportation of deceased personnel. i. Ensured that all quartermaster items issued to the unit were on hand and serviceable. <p>* 5. The battalion maintenance officer (BMO) serves as the principal staff officer for maintenance through the S4 section.</p> <ul style="list-style-type: none"> a. Supervised the battalion maintenance program. b. Monitored maintenance operations and equipment status. c. Reviewed unit status reports and material condition reports. d. Conducted spot-check inspections. e. Prepared the logistics portion of the unit status report. f. Reviewed and supervised the prescribed load list (PLL) and DA Form 3318 for Class IX repair parts. g. Coordinated for the recovery and evacuation of unserviceable or nonrepairable battalion vehicles. h. Monitored the distribution and storage of repair parts and maintenance supplies. i. Established maintenance priorities and monitored the controlled exchange program. j. Estimated the maintenance impact of planned operations. k. Monitored the Army Oil Analysis Program (AOAP) and the calibration program. <p>6. The S4 section, with the assistance of the BMO, conducts supply transactions using FM 10-27-4 as a guide.</p> <ul style="list-style-type: none"> a. Coordinated, controlled, and supervised the turn-in of supplies and equipment. <ul style="list-style-type: none"> (1) Inspected equipment for serviceability or repairs. (2) Ensured that all unit maintenance was performed. (3) Ensured that required fluids were drained and equipment was cleaned consistent with the supporting supply activity's SOP. (4) Ensured that all required forms were prepared reflecting equipment turn-in. b. Coordinated, controlled, and supervised the issues of supplies and equipment. <ul style="list-style-type: none"> (1) Inspected equipment. (2) Conducted a complete inventory. (3) Serviced and tested the equipment. (4) Prepared all required forms reflecting issue and receipt of supplies and equipment. 		

TASK STEPS AND PERFORMANCE MEASURES	GO	NO-GO
7. The S4 section serves as the principal staff section for transportation requirements. <ul style="list-style-type: none"> a. Provided a movement officer for the battalion. b. Developed and maintained the unit movement plan and SOP for all modes of transportation based on the operation plan (OPLAN). c. Ensured that movement plans included-- <ul style="list-style-type: none"> (1) Vehicle preparation. (2) Load plans. (3) Personnel processing procedures. (4) Security procedures. (5) The duties and responsibilities of unit personnel. d. Updated the movement and load plans when changes to the modification table of organization and equipment (MTOE) were approved. e. Coordinated with the S3 to determine the priorities for movement. f. Reviewed and coordinated the movement and load plans of subordinate units. g. Determined transportation requirements for the move and submitted requests for external transportation. h. Obtained road clearance for movement. 		

TASK PERFORMANCE / EVALUATION SUMMARY BLOCK							
ITERATION	1	2	3	4	5	M	TOTAL
TOTAL TASK STEPS EVALUATED							
TOTAL TASK STEPS "GO"							
TRAINING STATUS "GO"/"NO-GO"							

"*" indicates a leader task step.

SUPPORTING INDIVIDUAL TASKS: NONE

SUPPORTING COLLECTIVE TASKS: NONE

OPFOR TASKS AND STANDARDS

TASK: Disrupt Movement (5-OPFOR-0014)

CONDITION: The enemy is expected to move through the opposing forces (OPFOR) element's area of operations. The OPFOR element has received an operation order (OPORD) or fragmentary order (FRAGO) to disrupt enemy movement. The enemy has the capability to defend with direct fire and antiarmor weapons.

STANDARD: The OPFOR element delays enemy movement. 1. Delays the element. 2. Forces the element to deviate from its route. 3. Prevents the element from reaching its destination. 4. Surprises the element's main body.

TASK: Counter Passage of Lines (5-OPFOR-0012)

CONDITION: Enemy forces are in defensive positions, but they are expected to attempt passage-of-lines operations. The opposing forces (OPFOR) received orders to disrupt enemy passage-of-lines operations.

STANDARD: The OPFOR element delays or prevents enemy passage of lines. 1. Delays the passage. 2. Prevents the company from moving all personnel through the stationary unit. 3. Engages the main body of either the moving or the stationary unit.

TASK: Disrupt Assembly Area (AA) Activities (5-OPFOR-0013)

CONDITION: Intelligence reports indicate that platoon- and company-size enemy units are operating in the opposing forces (OPFOR) area of operations. Enemy units can defend from AAs with direct fire, antiarmor weapons, and indirect fire. The enemy has close air support (CAS) and nuclear, biological, and chemical (NBC) capabilities.

STANDARD: The OPFOR element locates and disrupts the enemy's AA activities. 1. Locates the element's AA. 2. Probes the AA with squad- or team-size elements. 3. Inflicts more than 5 percent casualties on the element. 4. Disrupts the element's preparations (prevents or delays beyond the element's allotted time).

TASK: Disrupt Defensive Preparations (5-OPFOR-0018)

CONDITION: The opposing forces (OPFOR) element has located the enemy. Priority intelligence requirements (PIR) and other intelligence requirements obtained by OPFOR patrols indicate that the enemy elements are establishing defensive positions. The OPFOR element has automatic and antiarmor weapons and light mortars.

STANDARD: The OPFOR element disrupts and delays the enemy's defensive preparations. 1. Locates and penetrates the enemy's security system. 2. Forces the enemy to delay defensive preparations. 3. Disrupts the enemy's obstacle preparations.

TASK: Defeat Obstacles (5-OPFOR-0009)

CONDITION: The opposing forces (OPFOR) element encounters an obstacle that blocks the avenue of approach as it advances upon the enemy forces.

STANDARD: The OPFOR element bypasses or breaches the enemy obstacle. 1. Detects the obstacle before halting its main body. 2. Defeats the obstacle. a. Bypasses the obstacle without entering the engagement areas. b. Breaches the obstacle within 45 minutes and passes its entire force through the obstacle. 3. Does not incur degradation to the point that the mission must be discontinued.

TASK: Disrupt a Route Reconnaissance (5-OPFOR-0021)

CONDITION: The enemy is conducting a route reconnaissance. The opposing forces (OPFOR) element is positioned along the enemy's route.

STANDARD: The OPFOR element attempts to disrupt a squad/section conducting a route reconnaissance. 1. Prevents the unit from meeting its specified time schedule. 2. Forces the unit to deviate from its specified route. 3. Prevents the unit from reaching its assigned destination. 4. Surprises the squad/section. 5. Inflicts casualties on the unit.

TASK: Conduct Terrorist and Saboteur Attacks (5-OPFOR-0005)

CONDITION: The opposing forces (OPFOR) element dispatches small teams into the enemy's rear area to disrupt combat service support (CSS) operations.

STANDARD: The enemy sustains disrupted command and control (C2), destroyed equipment and supplies, and light casualties. 1. Locates rear support bases and C2 facilities. 2. Delays and disrupts CSS operations through probes. 3. Infiltrates CSS bases to conduct sabotage and terrorist activities. 4. Inflicts light casualties. 5. Destroys supplies and equipment.

TASK: Disrupt a Net Control Station (NCS) (5-OPFOR-0019)

CONDITION: The enemy has established a NCS. The opposing forces (OPFOR) element has radio and jamming equipment.

STANDARD: The OPFOR element attempts to disrupt an NCS. 1. Attempts to locate the radio frequency that the unit is operating on. 2. Attempts to enter the radio net. 3. Attempts to issue "bogus" orders to a unit on the net. 4. Jams the radio frequency and forces the unit to go to an alternate frequency.

TASK: Disrupt Construction of Vehicle Fighting Positions (5-OPFOR-0020)

CONDITION: The opposing forces (OPFOR) element has located the enemy. The priority intelligence requirements (PIR) and other intelligence obtained by OPFOR patrols indicate the enemy is constructing vehicle fighting positions within its defensive area. The OPFOR element has automatic and antiarmor weapons and light mortars.

STANDARD: The OPFOR element attempts to disrupt the enemy's efforts to establish vehicle fighting positions. 1. Locates the defensive area. 2. Surprises the main body. 3. Penetrates the defensive area with squad-size probes. 4. Inflicts casualties on the unit. 5. Destroys vehicles. 6. Disrupts the unit's preparations (prevents or delays beyond the unit's allotted time).

TASK: Conduct an Aerial Reconnaissance (5-OPFOR-0010)

CONDITION: The opposing forces (OPFOR) headquarters (HQ) element requires intelligence on the locations and identification of enemy elements. An aircraft is dispatched to take photographs and make a visual inspection of the enemy rear area.

STANDARD: The OPFOR element gathers photograph intelligence of the enemy. 1. Photographs the assigned sectors. 2. Makes quick visual checks where the ceiling is low. 3. Locates enemy positions in the area, particularly support and storage bases, and command and control (C2) facilities. 4. Sustains no loss of aircraft. 5. Reports priority intelligence requirements (PIR) and other information requirements to the OPFOR HQ.

TASK: Conduct an Ambush (5-OPFOR-0007)

CONDITION: The enemy is moving in a convoy. The opposing forces (OPFOR) element is positioned along the enemy's route.

STANDARD: The OPFOR element inflicts casualties on the enemy and causes vehicle and equipment damage. 1. Prepares an ambush site before the element arrives. 2. Surprises march element forces. 3. Inflicts heavy casualties within the designated kill zone. 4. Inflicts heavy damage to vehicles and equipment within the designated kill zone. 5. Delays the march element from reaching a specified destination for a specified period of time. 6. Withdraws on order. 7. Sustains no casualties. 8. Reports actions to superiors.

TASK: Surrender to the Capturing Unit on the Battlefield (5-OPFOR-0024)

CONDITION: The enemy has captured the opposing forces (OPFOR) element's soldiers, documents, and equipment sensitive to the OPFOR tactical operations.

STANDARD: The OPFOR soldiers retain or destroy documents and equipment. The OPFOR element surrenders documents and equipment of no tactical use to the enemy and attempts to conceal or destroy items of tactical value. The OPFOR element attempts escape and evasion. 1. Prevents the successful capture of documents and equipment. 2. Destroys documents and equipment. 3. Removes identifying markings from equipment. 4. Removes unit-identifying insignia. 5. Provides misleading information. 6. Plans an escape. 7. Delays movement to the nearest collection point. 8. Prevents safeguarding of enemy prisoners of war (EPWs) in order to cause embarrassment to the United States (US).

TASK: Disrupt Quartering Party Operations (5-OPFOR-0017)

CONDITION: The enemy is conducting quartering party operations. It has established an assembly area (AA) but has not moved in the main body.

STANDARD: The opposing forces (OPFOR) element attempts to disrupt quartering party operations and infiltrate the enemy's AA. 1. Locates the quartering party and the AA. 2. Surprises the main body. 3. Penetrates the AA with squad-size probes. 4. Inflicts personnel casualties and vehicle damage. 5. Disrupts the unit's preparations (prevents or delays beyond the unit's allotted time).

TASK: Disrupt Enemy Movement and Operations Using Tactical Nuclear Weapons (5-OPFOR-0016)

CONDITION: The opposing forces (OPFOR) element has located the enemy. Priority intelligence requirements (PIR) and other intelligence requirements have been obtained by OPFOR patrols. Tactical nuclear weapons are employed against key locations in the rear area.

STANDARD: The OPFOR element disrupts enemy movement and operations. 1. Disrupts or delays the movement of the enemy's equipment and supplies to the forward areas. 2. Destroys enemy equipment and supplies. 3. Inflicts a high rate of nuclear casualties among the enemy forces. 4. Denies the enemy the use of specified areas. 5. Contaminates the enemy's equipment and supplies.

TASK: Disrupt Enemy Movement and Operations Using Persistent and Nonpersistent Chemical Weapons (5-OPFOR-0015)

CONDITION: The opposing forces (OPFOR) element has located the enemy. Priority intelligence requirements (PIR) and other intelligence requirements have been obtained by OPFOR patrols. The OPFOR units deliver chemical agents, by means of conventional artillery weapons or aircraft, along selected supply routes and key bases in the rear area.

STANDARD: The OPFOR element disrupts enemy movement and operations using persistent and nonpersistent chemical weapons. 1. Delivers chemical agents in low and densely wooded areas. 2. Delays the movement of enemy supplies and equipment to the forward areas. 3. Restricts the movement of the enemy units in the rear area. 4. Channels the movement of enemy units into predesignated ambush areas. 5. Contaminates enemy supplies and equipment. 6. Inflicts a high rate of casualties on enemy forces.

TASK: Conduct a Raid (5-OPFOR-0004)

CONDITION: The opposing forces (OPFOR) element has occupied an objective rally point and has orders to conduct a raid on a combat service support (CSS) base.

STANDARD: The OPFOR element infiltrates the enemy's base and destroys all of the targets. 1. Surprises the enemy forces. 2. Assaults the support base and accomplishes the assigned tasks. 3. Destroys the specified equipment and supplies. 4. Avoids being decisively engaged. 5. Withdraws all personnel from the objective areas within the time prescribed. 6. Obtains all priority intelligence requirements (PIR) from the raid site. 7. Sustains only light casualties from enemy fire.

TASK: Defend a Minefield (5-OPFOR-0023)

CONDITION: The enemy is conducting a minefield sweeping operation. The opposing forces (OPFOR) element has a minefield placed in the enemy's path. The minefield is under constant observation and fire.

STANDARD: The OPFOR element defends a minefield against an enemy element conducting a minefield sweeping operation. 1. Prevents the unit from detecting the obstacle. 2. Disrupts the minefield sweeping operation. 3. Prevents the unit from conducting the minefield sweeping operation, prevents the unit from moving all personnel through the breach or delays the completion of the minefield sweeping operation for more than 45 minutes.

TASK: Conduct Air Attacks (5-OPFOR-0002)

CONDITION: The opposing forces (OPFOR) element in the rear area has forwarded the positions of the enemy support sites or the locations of moving elements. The OPFOR aircraft have been dispatched to attack enemy installations or convoys.

STANDARD: The OPFOR element attempts to delay, disrupt, or damage the enemy targets by air. 1. Locates the target (support sites or convoys). 2. Makes attack runs on the designated targets. 3. Inflicts heavy damage to the selected target. 4. Sustains no loss of aircraft. 5. Delays moving the force for more than one hour.

TASK: Attack (5-OPFOR-0001)

CONDITION: The opposing forces (OPFOR) element has located the enemy. The priority intelligence requirements (PIR) and other intelligence requirements have been obtained by OPFOR patrols. The OPFOR element has automatic and antiarmor weapons and light mortars.

STANDARD: The OPFOR element attempts to seize the terrain, vehicles, or equipment. 1. Develops an attack plan. 2. Surprises the enemy unit's main body. 3. Initiates the attack using a scheme of maneuver that exploits the enemy's flanks, gaps, and weaknesses. 4. Uses covered and concealed routes to approach the enemy forces' flanks, gaps, or weakly held areas. 5. Employs indirect fire to support the attack. 6. Penetrates enemy defenses. 7. Destroys equipment and supplies. 8. Inflicts heavy casualties. 9. Isolates the combat service support (CSS) base by blocking reinforcements. 10. Forces enemy units to displace. 11. Avoids being fixed in one position. 12. Withdraws before the CSS base is reinforced with tactical combat forces.

TASK: Conduct Sniper Operations (5-OPFOR-0006)

CONDITION: The opposing forces (OPFOR) element has assigned snipers (regular or irregular elements) in the enemy's rear area along the main supply route (MSR) and near support sites.

STANDARD: The OPFOR element kills or wounds targets. 1. Sets up a well-concealed location. 2. Engages vehicle drivers or personnel on foot with short bursts of semiautomatic fire. 3. Kills or wounds selected targets. 4. Prevents the position from being discovered by enemy forces. 5. Evacuates the area without being spotted. 6. Reports all specified priority intelligence requirements (PIR) and other intelligence requirements to the OPFOR headquarters (HQ).

TASK: Maintain Contact (5-OPFOR-0003)

CONDITION: The opposing forces (OPFOR) element is engaged with enemy base defense forces. The enemy forces are withdrawing under pressure.

STANDARD: The OPFOR element maintains enemy contact while the enemy withdraws. 1. Engages the enemy forces decisively. 2. Advances the OPFOR as the enemy forces withdraw. 3. Inflicts heavy casualties. 4. Captures the members of the enemy force. 5. Captures documents and equipment. 6. Safeguards captured documents, equipment, and personnel.

TASK: Disrupt an Engineer Reconnaissance (5-OPFOR-0022)

CONDITION: The enemy is conducting an engineer reconnaissance. The opposing forces (OPFOR) element is positioned along the enemy's route.

STANDARD: The OPFOR element disrupts an engineer reconnaissance. 1. Prevents the unit from meeting its specified time schedule. 2. Forces the unit to deviate from its specified route. 3. Prevents the unit from accomplishing its assigned engineer reconnaissance. 4. Surprises the unit conducting the reconnaissance.

TASK: Conduct an Attack (5-OPFOR-0008)

CONDITION: The enemy is conducting tactical operations. The opposing forces (OPFOR) element receives orders to attack the enemy, the area of occupation, or the main supply route (MSR) with smoke.

STANDARD: The OPFOR element disrupts the enemy's movement and smoke operations. 1. Determines the delivery method of the smoke attack. 2. Locates the target. 3. Delivers the smoke attack downwind. 4. Attacks the enemy with smoke, and surge attacks when the enemy responds to the smoke.

ELEMENTS: Section
 Command Section
 Headquarters Detachment
 S1 Section
 S2 and S3 Section
 S4 Section

TASK: Coordinate for Medical Services (05-2-0050)
 (FM 8-10) (FM 8-10-1) (FM 8-10-6)

ITERATION: 1 2 3 4 5 M (Circle)
COMMANDER/LEADER ASSESSMENT: T P U (Circle)

CONDITIONS: The company is conducting continuous tactical operations. Digital units have performed functionality checks, and systems are operational. Some iterations of this task should be performed in MOPP4.

TASK STANDARDS: All leaders know where to receive medical support and the evacuation procedures. Subunits can identify the location of medical facilities and services. Medical support is available at all times. Digital units send and receive information using frequency-modulated (FM) or digital means. The time required to perform this task is increased when conducting it in mission-oriented protection posture (MOPP) 4.

TASK STEPS AND PERFORMANCE MEASURES	GO	NO-GO
<ul style="list-style-type: none"> * 1. The commander determines medical-support requirements. <ul style="list-style-type: none"> a. Assessed the number and type of missions assigned and anticipated. b. Considered the size of the element conducting the mission. c. Reviewed the time periods for mission accomplishment. 2. The operations noncommissioned officer (NCO) requests medical support from the Adjutant (US Army) (S1) and Operations and Training Officer (US Army) (S3) and includes the following critical information on the request: <ul style="list-style-type: none"> a. The number of medics needed. b. The date and time that the medics were needed. c. Any special equipment that the medics needed to bring. d. The time and location that the medics would link up with the unit. * 3. The executive officer (XO) or the first sergeant (1SG) coordinates for pickup and assigns medics. <ul style="list-style-type: none"> a. Briefed the medics on the mission. b. Assigned the medics to platoons based on the mission. c. Briefed the medics on administration and logistical support, such as mess time, stand-to, and sleep areas. * 4. The XO or the 1SG plans for the treatment and evacuation of casualties. <ul style="list-style-type: none"> a. Established sick-call procedures according to the unit's standing operating procedure (SOP). b. Located medical facilities and medical supply points in the area of operations (AO). c. Planned treatment operations with the assistance of the medic. <ul style="list-style-type: none"> (1) Designated the company casualty collection point. (2) Selected casualty evacuation routes. (3) Determined the disposition of the casualty's weapons and equipment. (4) Planned security for the casualty collection point. 		

TASK STEPS AND PERFORMANCE MEASURES	GO	NO-GO
<p>(5) Ensured that all elements designated aid and litter teams.</p> <p>d. Identified and disseminated evacuation procedures.</p> <p>(1) Identified medical-evacuation (MEDEVAC) procedures.</p> <p>(2) Determined routes.</p> <p>(3) Identified the vehicle to be used as an ambulance.</p> <p>(4) Determined medical facility locations.</p> <p>(5) Included information in all operation orders (OPORDs).</p> <p>5. Company personnel and medics administer first aid to wounded personnel and evacuate casualties to the company collection point.</p> <p>a. Caused no further injury during evacuation.</p> <p>b. Used poleless or improvised (poncho) litters.</p> <p>c. Employed the one- or two-man carrying method.</p> <p>6. The 1SG, the designated NCO, or the medic arranges casualty evacuation from the company collection point to the medical facility.</p> <p>a. Determined the nearest medical facility to which the casualty was to be evacuated.</p> <p>b. Contacted the medical facility where the casualty was being transported.</p> <p>(1) Ensured that the facility could accommodate the casualty.</p> <p>(2) Provided all available medical information regarding the casualty.</p> <p>(3) Requested advice regarding special measures to be taken before and during the evacuation.</p> <p>c. Evacuated nonthreatening injuries by ground ambulance.</p> <p>d. Evacuated life-threatening injuries by helicopter, using MEDEVAC procedures as outlined in the company's SOP.</p> <p>e. Caused no further injuries during evacuation.</p> <p>f. Retained all classified materials (signal operation instructions [SOIs], maps, orders, overlays) and weapons in the casualty's custody.</p> <p>* 7. The commander notifies higher headquarters (HQ) of casualties.</p> <p>a. Provided the casualty's name, rank, and medical condition.</p> <p>b. Reported the facility to which the soldier was evacuated.</p> <p>NOTE: Digital units send alert messaging regarding casualties and requests for medical support according to the unit's tactical standing operating procedure (TACSOP).</p>		

TASK PERFORMANCE / EVALUATION SUMMARY BLOCK							
ITERATION	1	2	3	4	5	M	TOTAL
TOTAL TASK STEPS EVALUATED							
TOTAL TASK STEPS "GO"							
TRAINING STATUS "GO"/"NO-GO"							

"*" indicates a leader task step.

SUPPORTING INDIVIDUAL TASKS: NONE

SUPPORTING COLLECTIVE TASKS: NONE

OPFOR TASKS AND STANDARDS

TASK: Disrupt Enemy Movement and Operations Using Persistent and Nonpersistent Chemical Weapons (5-OPFOR-0015)

CONDITION: The opposing forces (OPFOR) element has located the enemy. Priority intelligence requirements (PIR) and other intelligence requirements have been obtained by OPFOR patrols. The OPFOR units deliver chemical agents, by means of conventional artillery weapons or aircraft, along selected supply routes and key bases in the rear area.

STANDARD: The OPFOR element disrupts enemy movement and operations using persistent and nonpersistent chemical weapons. 1. Delivers chemical agents in low and densely wooded areas. 2. Delays the movement of enemy supplies and equipment to the forward areas. 3. Restricts the movement of the enemy units in the rear area. 4. Channels the movement of enemy units into predesignated ambush areas. 5. Contaminates enemy supplies and equipment. 6. Inflicts a high rate of casualties on enemy forces.

TASK: Conduct Air Attacks (5-OPFOR-0002)

CONDITION: The opposing forces (OPFOR) element in the rear area has forwarded the positions of the enemy support sites or the locations of moving elements. The OPFOR aircraft have been dispatched to attack enemy installations or convoys.

STANDARD: The OPFOR element attempts to delay, disrupt, or damage the enemy targets by air. 1. Locates the target (support sites or convoys). 2. Makes attack runs on the designated targets. 3. Inflicts heavy damage to the selected target. 4. Sustains no loss of aircraft. 5. Delays moving the force for more than one hour.

TASK: Conduct a Raid (5-OPFOR-0004)

CONDITION: The opposing forces (OPFOR) element has occupied an objective rally point and has orders to conduct a raid on a combat service support (CSS) base.

STANDARD: The OPFOR element infiltrates the enemy's base and destroys all of the targets. 1. Surprises the enemy forces. 2. Assaults the support base and accomplishes the assigned tasks. 3. Destroys the specified equipment and supplies. 4. Avoids being decisively engaged. 5. Withdraws all personnel from the objective areas within the time prescribed. 6. Obtains all priority intelligence requirements (PIR) from the raid site. 7. Sustains only light casualties from enemy fire.

TASK: Conduct Terrorist and Saboteur Attacks (5-OPFOR-0005)

CONDITION: The opposing forces (OPFOR) element dispatches small teams into the enemy's rear area to disrupt combat service support (CSS) operations.

STANDARD: The enemy sustains disrupted command and control (C2), destroyed equipment and supplies, and light casualties. 1. Locates rear support bases and C2 facilities. 2. Delays and disrupts CSS operations through probes. 3. Infiltrates CSS bases to conduct sabotage and terrorist activities. 4. Inflicts light casualties. 5. Destroys supplies and equipment.

TASK: Conduct Sniper Operations (5-OPFOR-0006)

CONDITION: The opposing forces (OPFOR) element has assigned snipers (regular or irregular elements) in the enemy's rear area along the main supply route (MSR) and near support sites.

STANDARD: The OPFOR element kills or wounds targets. 1. Sets up a well-concealed location. 2. Engages vehicle drivers or personnel on foot with short bursts of semiautomatic fire. 3. Kills or wounds selected targets. 4. Prevents the position from being discovered by enemy forces. 5. Evacuates the area without being spotted. 6. Reports all specified priority intelligence requirements (PIR) and other intelligence requirements to the OPFOR headquarters (HQ).

TASK: Conduct an Attack (5-OPFOR-0008)

CONDITION: The enemy is conducting tactical operations. The opposing forces (OPFOR) element receives orders to attack the enemy, the area of occupation, or the main supply route (MSR) with smoke.

STANDARD: The OPFOR element disrupts the enemy's movement and smoke operations. 1. Determines the delivery method of the smoke attack. 2. Locates the target. 3. Delivers the smoke attack downwind. 4. Attacks the enemy with smoke, and surge attacks when the enemy responds to the smoke.

TASK: Conduct an Aerial Reconnaissance (5-OPFOR-0010)

CONDITION: The opposing forces (OPFOR) headquarters (HQ) element requires intelligence on the locations and identification of enemy elements. An aircraft is dispatched to take photographs and make a visual inspection of the enemy rear area.

STANDARD: The OPFOR element gathers photograph intelligence of the enemy. 1. Photographs the assigned sectors. 2. Makes quick visual checks where the ceiling is low. 3. Locates enemy positions in the area, particularly support and storage bases, and command and control (C2) facilities. 4. Sustains no loss of aircraft. 5. Reports priority intelligence requirements (PIR) and other information requirements to the OPFOR HQ.

TASK: Gather Intelligence (5-OPFOR-0011)

CONDITION: The opposing forces (OPFOR) small element, operating in the rear area, is planning attacks on enemy bases. Information is needed to complete the plans.

STANDARD: The OPFOR element infiltrates, gathers intelligence information, and submits its findings to the command. 1. Identifies all priority intelligence requirements (PIR) and other intelligence requirements. 2. Passes through any outpost, defensive wire, or warning devices undetected. 3. Moves to an observation point that offers cover and concealment and is clear enough to gather PIR and other intelligence requirements. 4. Gathers all PIR and other intelligence requirements. 5. Withdraws from the area undetected. 6. Reports all information to the OPFOR headquarters (HQ).

TASK: Defeat Obstacles (5-OPFOR-0009)

CONDITION: The opposing forces (OPFOR) element encounters an obstacle that blocks the avenue of approach as it advances upon the enemy forces.

STANDARD: The OPFOR element bypasses or breaches the enemy obstacle. 1. Detects the obstacle before halting its main body. 2. Defeats the obstacle. a. Bypasses the obstacle without entering the engagement areas. b. Breaches the obstacle within 45 minutes and passes its entire force through the obstacle. 3. Does not incur degradation to the point that the mission must be discontinued.

TASK: Disrupt a Route Reconnaissance (5-OPFOR-0021)

CONDITION: The enemy is conducting a route reconnaissance. The opposing forces (OPFOR) element is positioned along the enemy's route.

STANDARD: The OPFOR element attempts to disrupt a squad/section conducting a route reconnaissance. 1. Prevents the unit from meeting its specified time schedule. 2. Forces the unit to deviate from its specified route. 3. Prevents the unit from reaching its assigned destination. 4. Surprises the squad/section. 5. Inflicts casualties on the unit.

TASK: Disrupt a Net Control Station (NCS) (5-OPFOR-0019)

CONDITION: The enemy has established a NCS. The opposing forces (OPFOR) element has radio and jamming equipment.

STANDARD: The OPFOR element attempts to disrupt an NCS. 1. Attempts to locate the radio frequency that the unit is operating on. 2. Attempts to enter the radio net. 3. Attempts to issue "bogus" orders to a unit on the net. 4. Jams the radio frequency and forces the unit to go to an alternate frequency.

TASK: Disrupt Construction of Vehicle Fighting Positions (5-OPFOR-0020)

CONDITION: The opposing forces (OPFOR) element has located the enemy. The priority intelligence requirements (PIR) and other intelligence obtained by OPFOR patrols indicate the enemy is constructing vehicle fighting positions within its defensive area. The OPFOR element has automatic and antiarmor weapons and light mortars.

STANDARD: The OPFOR element attempts to disrupt the enemy's efforts to establish vehicle fighting positions. 1. Locates the defensive area. 2. Surprises the main body. 3. Penetrates the defensive area with squad-size probes. 4. Inflicts casualties on the unit. 5. Destroys vehicles. 6. Disrupts the unit's preparations (prevents or delays beyond the unit's allotted time).

TASK: Disrupt Defensive Preparations (5-OPFOR-0018)

CONDITION: The opposing forces (OPFOR) element has located the enemy. Priority intelligence requirements (PIR) and other intelligence requirements obtained by OPFOR patrols indicate that the enemy elements are establishing defensive positions. The OPFOR element has automatic and antiarmor weapons and light mortars.

STANDARD: The OPFOR element disrupts and delays the enemy's defensive preparations. 1. Locates and penetrates the enemy's security system. 2. Forces the enemy to delay defensive preparations. 3. Disrupts the enemy's obstacle preparations.

TASK: Disrupt Quarters Party Operations (5-OPFOR-0017)

CONDITION: The enemy is conducting quarters party operations. It has established an assembly area (AA) but has not moved in the main body.

STANDARD: The opposing forces (OPFOR) element attempts to disrupt quarters party operations and infiltrate the enemy's AA. 1. Locates the quarters party and the AA. 2. Surprises the main body. 3. Penetrates the AA with squad-size probes. 4. Inflicts personnel casualties and vehicle damage. 5. Disrupts the unit's preparations (prevents or delays beyond the unit's allotted time).

TASK: Disrupt Movement (5-OPFOR-0014)

CONDITION: The enemy is expected to move through the opposing forces (OPFOR) element's area of operations. The OPFOR element has received an operation order (OPORD) or fragmentary order (FRAGO) to disrupt enemy movement. The enemy has the capability to defend with direct fire and antiarmor weapons.

STANDARD: The OPFOR element delays enemy movement. 1. Delays the element. 2. Forces the element to deviate from its route. 3. Prevents the element from reaching its destination. 4. Surprises the element's main body.

TASK: Disrupt Enemy Movement and Operations Using Tactical Nuclear Weapons (5-OPFOR-0016)

CONDITION: The opposing forces (OPFOR) element has located the enemy. Priority intelligence requirements (PIR) and other intelligence requirements have been obtained by OPFOR patrols. Tactical nuclear weapons are employed against key locations in the rear area.

STANDARD: The OPFOR element disrupts enemy movement and operations. 1. Disrupts or delays the movement of the enemy's equipment and supplies to the forward areas. 2. Destroys enemy equipment and supplies. 3. Inflicts a high rate of nuclear casualties among the enemy forces. 4. Denies the enemy the use of specified areas. 5. Contaminates the enemy's equipment and supplies.

TASK: Disrupt Assembly Area (AA) Activities (5-OPFOR-0013)

CONDITION: Intelligence reports indicate that platoon- and company-size enemy units are operating in the opposing forces (OPFOR) area of operations. Enemy units can defend from AAs with direct fire, antiarmor weapons, and indirect fire. The enemy has close air support (CAS) and nuclear, biological, and chemical (NBC) capabilities.

STANDARD: The OPFOR element locates and disrupts the enemy's AA activities. 1. Locates the element's AA. 2. Probes the AA with squad- or team-size elements. 3. Inflicts more than 5 percent casualties on the element. 4. Disrupts the element's preparations (prevents or delays beyond the element's allotted time).

TASK: Counter Passage of Lines (5-OPFOR-0012)

CONDITION: Enemy forces are in defensive positions, but they are expected to attempt passage-of-lines operations. The opposing forces (OPFOR) received orders to disrupt enemy passage-of-lines operations.

STANDARD: The OPFOR element delays or prevents enemy passage of lines. 1. Delays the passage. 2. Prevents the company from moving all personnel through the stationary unit. 3. Engages the main body of either the moving or the stationary unit.

TASK: Defend a Minefield (5-OPFOR-0023)

CONDITION: The enemy is conducting a minefield sweeping operation. The opposing forces (OPFOR) element has a minefield placed in the enemy's path. The minefield is under constant observation and fire.

STANDARD: The OPFOR element defends a minefield against an enemy element conducting a minefield sweeping operation. 1. Prevents the unit from detecting the obstacle. 2. Disrupts the minefield sweeping operation. 3. Prevents the unit from conducting the minefield sweeping operation, prevents the unit from moving all personnel through the breach or delays the completion of the minefield sweeping operation for more than 45 minutes.

TASK: Surrender to the Capturing Unit on the Battlefield (5-OPFOR-0024)

CONDITION: The enemy has captured the opposing forces (OPFOR) element's soldiers, documents, and equipment sensitive to the OPFOR tactical operations.

STANDARD: The OPFOR soldiers retain or destroy documents and equipment. The OPFOR element surrenders documents and equipment of no tactical use to the enemy and attempts to conceal or destroy items of tactical value. The OPFOR element attempts escape and evasion. 1. Prevents the successful capture of documents and equipment. 2. Destroys documents and equipment. 3. Removes identifying markings from equipment. 4. Removes unit-identifying insignia. 5. Provides misleading information. 6. Plans an escape. 7. Delays movement to the nearest collection point. 8. Prevents safeguarding of enemy prisoners of war (EPWs) in order to cause embarrassment to the United States (US).

TASK: Attack (5-OPFOR-0001)

CONDITION: The opposing forces (OPFOR) element has located the enemy. The priority intelligence requirements (PIR) and other intelligence requirements have been obtained by OPFOR patrols. The OPFOR element has automatic and antiarmor weapons and light mortars.

STANDARD: The OPFOR element attempts to seize the terrain, vehicles, or equipment. 1. Develops an attack plan. 2. Surprises the enemy unit's main body. 3. Initiates the attack using a scheme of maneuver that exploits the enemy's flanks, gaps, and weaknesses. 4. Uses covered and concealed routes to approach the enemy forces' flanks, gaps, or weakly held areas. 5. Employs indirect fire to support the attack. 6. Penetrates enemy defenses. 7. Destroys equipment and supplies. 8. Inflicts heavy casualties. 9. Isolates the combat service support (CSS) base by blocking reinforcements. 10. Forces enemy units to displace. 11. Avoids being fixed in one position. 12. Withdraws before the CSS base is reinforced with tactical combat forces.

TASK: Disrupt an Engineer Reconnaissance (5-OPFOR-0022)

CONDITION: The enemy is conducting an engineer reconnaissance. The opposing forces (OPFOR) element is positioned along the enemy's route.

STANDARD: The OPFOR element disrupts an engineer reconnaissance. 1. Prevents the unit from meeting its specified time schedule. 2. Forces the unit to deviate from its specified route. 3. Prevents the unit from accomplishing its assigned engineer reconnaissance. 4. Surprises the unit conducting the reconnaissance.

TASK: Conduct an Ambush (5-OPFOR-0007)

CONDITION: The enemy is moving in a convoy. The opposing forces (OPFOR) element is positioned along the enemy's route.

STANDARD: The OPFOR element inflicts casualties on the enemy and causes vehicle and equipment damage. 1. Prepares an ambush site before the element arrives. 2. Surprises march element forces. 3. Inflicts heavy casualties within the designated kill zone. 4. Inflicts heavy damage to vehicles and equipment within the designated kill zone. 5. Delays the march element from reaching a specified destination for a specified period of time. 6. Withdraws on order. 7. Sustains no casualties. 8. Reports actions to superiors.

TASK: Maintain Contact (5-OPFOR-0003)

CONDITION: The opposing forces (OPFOR) element is engaged with enemy base defense forces. The enemy forces are withdrawing under pressure.

STANDARD: The OPFOR element maintains enemy contact while the enemy withdraws. 1. Engages the enemy forces decisively. 2. Advances the OPFOR as the enemy forces withdraw. 3. Inflicts heavy casualties. 4. Captures the members of the enemy force. 5. Captures documents and equipment. 6. Safeguards captured documents, equipment, and personnel.

- ELEMENTS:** Section
 Command Section
 Headquarters Detachment
 S1 Section
 S2 and S3 Section
 S4 Section

TASK: Coordinate for Food Service Support (05-2-0051)
 (FM 10-23) (AR 30-1)

ITERATION: 1 2 3 4 5 M (Circle)
COMMANDER/LEADER ASSESSMENT: T P U (Circle)

CONDITIONS: The company does not have an organic mess capability. Coordination for food service support is required. The unit is conducting continuous tactical operations. Some iterations of this task should be performed in MOPP4.

TASK STANDARDS: The unit coordinates for three nutritious meals daily for all assigned and attached soldiers. Soldiers do not miss meals because of coordination lapses. The time required to perform this task is increased when conducting it in mission-oriented protection posture (MOPP) 4.

TASK STEPS AND PERFORMANCE MEASURES	GO	NO-GO
<p>* 1. The company commander or food service officer (FSO) determines the daily feeding plan.</p> <ul style="list-style-type: none"> a. Determined personnel strength, including attached and supporting personnel. b. Identified locations and times for meals. Developed a distribution plan to support the mission. c. Considered consolidation of subunits. d. Determined the type of rations based on mission constraints, that is A-, T- or meal, ready-to-eat (MRE) rations. <p>* 2. The company commander or FSO requests and coordinates for meals as required.</p> <ul style="list-style-type: none"> a. Prepared a feeding report and forwarded the report to the brigade Supply Officer (US Army) (S4) according to the tactical standing operating procedure (TACSOP). <ul style="list-style-type: none"> (1) Identified the nature of the requirement. (2) Established the date the meals were required. (3) Determined the total number of meals required. (4) Established the time of meal pickup or delivery. (5) Determined the location of the units needing delivery. b. Informed the brigade S4 of any changes that would affect the operation. Maintained a tolerance of plus or minus 5 percent of the total head count for hot meals. c. Submitted requests for hot meals at least 8 hours before the meal, if possible. d. Coordinated the times and locations for pick up or delivery. <p>3. The FSO supervises Class I operations.</p> <ul style="list-style-type: none"> a. Followed the company's standing operating procedure (SOP) for the tactical feeding plan. b. Served hot meals as soon after pickup or delivery as possible. c. Ensured that all soldiers had their mess kits available, if used. 		

TASK STEPS AND PERFORMANCE MEASURES	GO	NO-GO
d. Set up a one-way staggered serving line (one line on each side of the central-distribution site) if in danger of being attacked. e. Set up a one-way straight serving line (one line on each side of the central-distribution site) if attack was unlikely. f. Dispersed the serving line in 5-meter intervals to reduce casualty potential. g. Ensured that soldiers dispersed while eating to prevent mass casualties from an enemy attack. h. Established washing facilities. i. Disposed of all trash/garbage properly. * 4. The company commander ensures that proper field sanitation measures are followed. 5. The FSO ensures that proper signature head count and cash collection procedures are used during the tactical operation. NOTE: One-line entries may be authorized during training in the field where the collection of signatures is impractical as determined by the company commander or the FSO (for example, limited feeding time, troop dispersion, or weather conditions). * 6. The company commander ensures that the food containers are promptly returned and all trash/garbage is properly disposed of.		

TASK PERFORMANCE / EVALUATION SUMMARY BLOCK							
ITERATION	1	2	3	4	5	M	TOTAL
TOTAL TASK STEPS EVALUATED							
TOTAL TASK STEPS "GO"							
TRAINING STATUS "GO"/"NO-GO"							

"*" indicates a leader task step.

SUPPORTING INDIVIDUAL TASKS: NONE

SUPPORTING COLLECTIVE TASKS

Task Number	Task Title
05-3-1600	Receive a Logistics Package (LOGPAC)

OPFOR TASKS AND STANDARDS

TASK: Attack (5-OPFOR-0001)

CONDITION: The opposing forces (OPFOR) element has located the enemy. The priority intelligence requirements (PIR) and other intelligence requirements have been obtained by OPFOR patrols. The OPFOR element has automatic and antiarmor weapons and light mortars.

STANDARD: The OPFOR element attempts to seize the terrain, vehicles, or equipment. 1. Develops an attack plan. 2. Surprises the enemy unit's main body. 3. Initiates the attack using a scheme of maneuver that exploits the enemy's flanks, gaps, and weaknesses. 4. Uses covered and concealed routes to approach the enemy forces' flanks, gaps, or weakly held areas. 5. Employs indirect fire to support the attack. 6. Penetrates enemy defenses. 7. Destroys equipment and supplies. 8. Inflicts heavy casualties. 9. Isolates the combat service support (CSS) base by blocking reinforcements. 10. Forces enemy units to displace. 11. Avoids being fixed in one position. 12. Withdraws before the CSS base is reinforced with tactical combat forces.

TASK: Conduct Air Attacks (5-OPFOR-0002)

CONDITION: The opposing forces (OPFOR) element in the rear area has forwarded the positions of the enemy support sites or the locations of moving elements. The OPFOR aircraft have been dispatched to attack enemy installations or convoys.

STANDARD: The OPFOR element attempts to delay, disrupt, or damage the enemy targets by air. 1. Locates the target (support sites or convoys). 2. Makes attack runs on the designated targets. 3. Inflicts heavy damage to the selected target. 4. Sustains no loss of aircraft. 5. Delays moving the force for more than one hour.

TASK: Conduct a Raid (5-OPFOR-0004)

CONDITION: The opposing forces (OPFOR) element has occupied an objective rally point and has orders to conduct a raid on a combat service support (CSS) base.

STANDARD: The OPFOR element infiltrates the enemy's base and destroys all of the targets. 1. Surprises the enemy forces. 2. Assaults the support base and accomplishes the assigned tasks. 3. Destroys the specified equipment and supplies. 4. Avoids being decisively engaged. 5. Withdraws all personnel from the objective areas within the time prescribed. 6. Obtains all priority intelligence requirements (PIR) from the raid site. 7. Sustains only light casualties from enemy fire.

TASK: Conduct Terrorist and Saboteur Attacks (5-OPFOR-0005)

CONDITION: The opposing forces (OPFOR) element dispatches small teams into the enemy's rear area to disrupt combat service support (CSS) operations.

STANDARD: The enemy sustains disrupted command and control (C2), destroyed equipment and supplies, and light casualties. 1. Locates rear support bases and C2 facilities. 2. Delays and disrupts CSS operations through probes. 3. Infiltrates CSS bases to conduct sabotage and terrorist activities. 4. Inflicts light casualties. 5. Destroys supplies and equipment.

TASK: Conduct an Attack (5-OPFOR-0008)

CONDITION: The enemy is conducting tactical operations. The opposing forces (OPFOR) element receives orders to attack the enemy, the area of occupation, or the main supply route (MSR) with smoke.

STANDARD: The OPFOR element disrupts the enemy's movement and smoke operations. 1. Determines the delivery method of the smoke attack. 2. Locates the target. 3. Delivers the smoke attack downwind. 4. Attacks the enemy with smoke, and surge attacks when the enemy responds to the smoke.

TASK: Conduct an Aerial Reconnaissance (5-OPFOR-0010)

CONDITION: The opposing forces (OPFOR) headquarters (HQ) element requires intelligence on the locations and identification of enemy elements. An aircraft is dispatched to take photographs and make a visual inspection of the enemy rear area.

STANDARD: The OPFOR element gathers photograph intelligence of the enemy. 1. Photographs the assigned sectors. 2. Makes quick visual checks where the ceiling is low. 3. Locates enemy positions in the area, particularly support and storage bases, and command and control (C2) facilities. 4. Sustains no loss of aircraft. 5. Reports priority intelligence requirements (PIR) and other information requirements to the OPFOR HQ.

TASK: Gather Intelligence (5-OPFOR-0011)

CONDITION: The opposing forces (OPFOR) small element, operating in the rear area, is planning attacks on enemy bases. Information is needed to complete the plans.

STANDARD: The OPFOR element infiltrates, gathers intelligence information, and submits its findings to the command. 1. Identifies all priority intelligence requirements (PIR) and other intelligence requirements. 2. Passes through any outpost, defensive wire, or warning devices undetected. 3. Moves to an observation point that offers cover and concealment and is clear enough to gather PIR and other intelligence requirements. 4. Gathers all PIR and other intelligence requirements. 5. Withdraws from the area undetected. 6. Reports all information to the OPFOR headquarters (HQ).

TASK: Disrupt Enemy Movement and Operations Using Persistent and Nonpersistent Chemical Weapons (5-OPFOR-0015)

CONDITION: The opposing forces (OPFOR) element has located the enemy. Priority intelligence requirements (PIR) and other intelligence requirements have been obtained by OPFOR patrols. The OPFOR units deliver chemical agents, by means of conventional artillery weapons or aircraft, along selected supply routes and key bases in the rear area.

STANDARD: The OPFOR element disrupts enemy movement and operations using persistent and nonpersistent chemical weapons. 1. Delivers chemical agents in low and densely wooded areas. 2. Delays the movement of enemy supplies and equipment to the forward areas. 3. Restricts the movement of the enemy units in the rear area. 4. Channels the movement of enemy units into predesignated ambush areas. 5. Contaminates enemy supplies and equipment. 6. Inflicts a high rate of casualties on enemy forces.

TASK: Defeat Obstacles (5-OPFOR-0009)

CONDITION: The opposing forces (OPFOR) element encounters an obstacle that blocks the avenue of approach as it advances upon the enemy forces.

STANDARD: The OPFOR element bypasses or breaches the enemy obstacle. 1. Detects the obstacle before halting its main body. 2. Defeats the obstacle. a. Bypasses the obstacle without entering the engagement areas. b. Breaches the obstacle within 45 minutes and passes its entire force through the obstacle. 3. Does not incur degradation to the point that the mission must be discontinued.

TASK: Disrupt a Route Reconnaissance (5-OPFOR-0021)

CONDITION: The enemy is conducting a route reconnaissance. The opposing forces (OPFOR) element is positioned along the enemy's route.

STANDARD: The OPFOR element attempts to disrupt a squad/section conducting a route reconnaissance. 1. Prevents the unit from meeting its specified time schedule. 2. Forces the unit to deviate from its specified route. 3. Prevents the unit from reaching its assigned destination. 4. Surprises the squad/section. 5. Inflicts casualties on the unit.

TASK: Disrupt a Net Control Station (NCS) (5-OPFOR-0019)

CONDITION: The enemy has established a NCS. The opposing forces (OPFOR) element has radio and jamming equipment.

STANDARD: The OPFOR element attempts to disrupt an NCS. 1. Attempts to locate the radio frequency that the unit is operating on. 2. Attempts to enter the radio net. 3. Attempts to issue "bogus" orders to a unit on the net. 4. Jams the radio frequency and forces the unit to go to an alternate frequency.

TASK: Disrupt Construction of Vehicle Fighting Positions (5-OPFOR-0020)

CONDITION: The opposing forces (OPFOR) element has located the enemy. The priority intelligence requirements (PIR) and other intelligence obtained by OPFOR patrols indicate the enemy is constructing vehicle fighting positions within its defensive area. The OPFOR element has automatic and antiarmor weapons and light mortars.

STANDARD: The OPFOR element attempts to disrupt the enemy's efforts to establish vehicle fighting positions. 1. Locates the defensive area. 2. Surprises the main body. 3. Penetrates the defensive area with squad-size probes. 4. Inflicts casualties on the unit. 5. Destroys vehicles. 6. Disrupts the unit's preparations (prevents or delays beyond the unit's allotted time).

TASK: Disrupt Defensive Preparations (5-OPFOR-0018)

CONDITION: The opposing forces (OPFOR) element has located the enemy. Priority intelligence requirements (PIR) and other intelligence requirements obtained by OPFOR patrols indicate that the enemy elements are establishing defensive positions. The OPFOR element has automatic and antiarmor weapons and light mortars.

STANDARD: The OPFOR element disrupts and delays the enemy's defensive preparations. 1. Locates and penetrates the enemy's security system. 2. Forces the enemy to delay defensive preparations. 3. Disrupts the enemy's obstacle preparations.

TASK: Disrupt Quarters Party Operations (5-OPFOR-0017)

CONDITION: The enemy is conducting quarters party operations. It has established an assembly area (AA) but has not moved in the main body.

STANDARD: The opposing forces (OPFOR) element attempts to disrupt quarters party operations and infiltrate the enemy's AA. 1. Locates the quarters party and the AA. 2. Surprises the main body. 3. Penetrates the AA with squad-size probes. 4. Inflicts personnel casualties and vehicle damage. 5. Disrupts the unit's preparations (prevents or delays beyond the unit's allotted time).

TASK: Disrupt Movement (5-OPFOR-0014)

CONDITION: The enemy is expected to move through the opposing forces (OPFOR) element's area of operations. The OPFOR element has received an operation order (OPORD) or fragmentary order (FRAGO) to disrupt enemy movement. The enemy has the capability to defend with direct fire and antiarmor weapons.

STANDARD: The OPFOR element delays enemy movement. 1. Delays the element. 2. Forces the element to deviate from its route. 3. Prevents the element from reaching its destination. 4. Surprises the element's main body.

TASK: Disrupt Enemy Movement and Operations Using Tactical Nuclear Weapons (5-OPFOR-0016)

CONDITION: The opposing forces (OPFOR) element has located the enemy. Priority intelligence requirements (PIR) and other intelligence requirements have been obtained by OPFOR patrols. Tactical nuclear weapons are employed against key locations in the rear area.

STANDARD: The OPFOR element disrupts enemy movement and operations. 1. Disrupts or delays the movement of the enemy's equipment and supplies to the forward areas. 2. Destroys enemy equipment and supplies. 3. Inflicts a high rate of nuclear casualties among the enemy forces. 4. Denies the enemy the use of specified areas. 5. Contaminates the enemy's equipment and supplies.

TASK: Counter Passage of Lines (5-OPFOR-0012)

CONDITION: Enemy forces are in defensive positions, but they are expected to attempt passage-of-lines operations. The opposing forces (OPFOR) received orders to disrupt enemy passage-of-lines operations.

STANDARD: The OPFOR element delays or prevents enemy passage of lines. 1. Delays the passage. 2. Prevents the company from moving all personnel through the stationary unit. 3. Engages the main body of either the moving or the stationary unit.

TASK: Conduct Sniper Operations (5-OPFOR-0006)

CONDITION: The opposing forces (OPFOR) element has assigned snipers (regular or irregular elements) in the enemy's rear area along the main supply route (MSR) and near support sites.

STANDARD: The OPFOR element kills or wounds targets. 1. Sets up a well-concealed location. 2. Engages vehicle drivers or personnel on foot with short bursts of semiautomatic fire. 3. Kills or wounds selected targets. 4. Prevents the position from being discovered by enemy forces. 5. Evacuates the area without being spotted. 6. Reports all specified priority intelligence requirements (PIR) and other intelligence requirements to the OPFOR headquarters (HQ).

TASK: Defend a Minefield (5-OPFOR-0023)

CONDITION: The enemy is conducting a minefield sweeping operation. The opposing forces (OPFOR) element has a minefield placed in the enemy's path. The minefield is under constant observation and fire.

STANDARD: The OPFOR element defends a minefield against an enemy element conducting a minefield sweeping operation. 1. Prevents the unit from detecting the obstacle. 2. Disrupts the minefield sweeping operation. 3. Prevents the unit from conducting the minefield sweeping operation, prevents the unit from moving all personnel through the breach or delays the completion of the minefield sweeping operation for more than 45 minutes.

TASK: Surrender to the Capturing Unit on the Battlefield (5-OPFOR-0024)

CONDITION: The enemy has captured the opposing forces (OPFOR) element's soldiers, documents, and equipment sensitive to the OPFOR tactical operations.

STANDARD: The OPFOR soldiers retain or destroy documents and equipment. The OPFOR element surrenders documents and equipment of no tactical use to the enemy and attempts to conceal or destroy items of tactical value. The OPFOR element attempts escape and evasion. 1. Prevents the successful capture of documents and equipment. 2. Destroys documents and equipment. 3. Removes identifying markings from equipment. 4. Removes unit-identifying insignia. 5. Provides misleading information. 6. Plans an escape. 7. Delays movement to the nearest collection point. 8. Prevents safeguarding of enemy prisoners of war (EPWs) in order to cause embarrassment to the United States (US).

TASK: Disrupt Assembly Area (AA) Activities (5-OPFOR-0013)

CONDITION: Intelligence reports indicate that platoon- and company-size enemy units are operating in the opposing forces (OPFOR) area of operations. Enemy units can defend from AAs with direct fire, antiarmor weapons, and indirect fire. The enemy has close air support (CAS) and nuclear, biological, and chemical (NBC) capabilities.

STANDARD: The OPFOR element locates and disrupts the enemy's AA activities. 1. Locates the element's AA. 2. Probes the AA with squad- or team-size elements. 3. Inflicts more than 5 percent casualties on the element. 4. Disrupts the element's preparations (prevents or delays beyond the element's allotted time).

TASK: Disrupt an Engineer Reconnaissance (5-OPFOR-0022)

CONDITION: The enemy is conducting an engineer reconnaissance. The opposing forces (OPFOR) element is positioned along the enemy's route.

STANDARD: The OPFOR element disrupts an engineer reconnaissance. 1. Prevents the unit from meeting its specified time schedule. 2. Forces the unit to deviate from its specified route. 3. Prevents the unit from accomplishing its assigned engineer reconnaissance. 4. Surprises the unit conducting the reconnaissance.

TASK: Conduct an Ambush (5-OPFOR-0007)

CONDITION: The enemy is moving in a convoy. The opposing forces (OPFOR) element is positioned along the enemy's route.

STANDARD: The OPFOR element inflicts casualties on the enemy and causes vehicle and equipment damage. 1. Prepares an ambush site before the element arrives. 2. Surprises march element forces. 3. Inflicts heavy casualties within the designated kill zone. 4. Inflicts heavy damage to vehicles and equipment within the designated kill zone. 5. Delays the march element from reaching a specified destination for a specified period of time. 6. Withdraws on order. 7. Sustains no casualties. 8. Reports actions to superiors.

TASK: Maintain Contact (5-OPFOR-0003)

CONDITION: The opposing forces (OPFOR) element is engaged with enemy base defense forces. The enemy forces are withdrawing under pressure.

STANDARD: The OPFOR element maintains enemy contact while the enemy withdraws. 1. Engages the enemy forces decisively. 2. Advances the OPFOR as the enemy forces withdraw. 3. Inflicts heavy casualties. 4. Captures the members of the enemy force. 5. Captures documents and equipment. 6. Safeguards captured documents, equipment, and personnel.

ELEMENT: S2 and S3 Section

TASK: Conduct Area Damage Control (ADC) Operations (05-2-0735)
 (FM 5-100) (FM 24-18) (FM 24-35)
 (FM 24-35-1) (FM 5-104) (FM 5-116)
 (FM 90-23)

ITERATION: 1 2 3 4 5 M (Circle)

COMMANDER/LEADER ASSESSMENT: T P U (Circle)

CONDITIONS: The unit has been tasked to conduct ADC operations in a designated area. The battalion has developed and implemented an ADC plan (to include task/repair standards) and gives the company the initial reconnaissance report. Some iterations of this task should be performed in MOPP4.

TASK STANDARDS: The commander plans operations, establishes priorities, and allocates assets to minimize area damage before, during, and after hostile action. Preventive actions are taken and construction projects are performed in the area under the control of and in the priority established by the commander. The time required to perform this task is increased when conducting it in mission-oriented protection posture (MOPP) 4.

TASK STEPS AND PERFORMANCE MEASURES	GO	NO-GO
<ul style="list-style-type: none"> * 1. The commander, assisted by the headquarters (HQ) element, establishes communications with the supported rear operations command element (either a base, a base cluster, or a rear-area operations center [RAOC]). <ul style="list-style-type: none"> a. The engineer unit established communications with the supported unit through either normal signal channels (frequency modulated [FM], land line, or multichannel) or with a liaison officer making regular checks with the supported command element. b. The communications channel was operational for immediate communications. c. The liaison officer coordinated engineer unit plans with the area damage control (ADC) requirements of the supported element. * 2. The company commander and staff perform an engineer estimate with special ADC considerations. <ul style="list-style-type: none"> a. Identified and prioritized all potential tasks. b. Determined what specialized engineer support, beyond the company's capability, was required. c. Determined preventive actions to take before an incident. <ul style="list-style-type: none"> (1) Stockpiled materials. (2) Located alternate routes. (3) Identified replacement facilities. (4) Performed other tasks as appropriate. d. Identified host nation (HN) assets and other units required or available. e. Developed a plan to perform each task starting with the highest priority. The plan included-- <ul style="list-style-type: none"> (1) Specific platoon assignments. (2) A probable bill of materials (BOM). (3) The allocation of special materials, equipment, and support. f. Specified quality standards for the repair. * 3. The company commander assigns prescriptive tasks to platoons before the event occurring. <ul style="list-style-type: none"> a. Performed an on-site reconnaissance. 		

TASK STEPS AND PERFORMANCE MEASURES	GO	NO-GO
b. Developed repair contingency plans. c. Located and stockpiled material. * 4. The company commander requests required assets from the higher echelon supported command and coordinates linkup. * 5. The company commander coordinates with the HN for assets that will be involved in the repair. 6. The company and platoons execute ADC repair. a. Completed the repair-- (1) According to the quality standards specified in the battalion's ADC plan. (2) With the minimum effort required to accomplish the mission. No work was done that was within the supported unit's capability to accomplish. b. Constructed an expedient (alternate) facility/bypass while the repair was being accomplished, if required to maintain operations.		

TASK PERFORMANCE / EVALUATION SUMMARY BLOCK							
ITERATION	1	2	3	4	5	M	TOTAL
TOTAL TASK STEPS EVALUATED							
TOTAL TASK STEPS "GO"							
TRAINING STATUS "GO"/"NO-GO"							

"*" indicates a leader task step.

SUPPORTING INDIVIDUAL TASKS: NONE

SUPPORTING COLLECTIVE TASKS

Task Number	Task Title
05-1-0045	Control Airfield Damage Repair Operations
05-1-0732	Prepare Air Base Damage Repair Estimate
05-2-0002	Prepare an Engineer Estimate (Company)
05-2-0037	Conduct Air Base Damage Repair (ADR) Operations
05-2-0702	Repair Airfields
05-2-0860	Repair a Pipeline
05-2-0888	Construct Harbor Craft Repair Facilities
05-3-0611	Construct/Repair a Bridge Abutment
05-3-0707	Reinforce/Repair Existing Bridges
05-3-0711	Clear Airfields
05-3-0765	Construct or Repair a Sewerage System
05-3-0778	Construct or Repair a Steel Frame Preengineered Structure
05-3-0780	Conduct Runway/Taxiway Crater Repair
05-3-0784	Construct/Repair Headwalls
05-3-0787	Construct/Repair a Wood Frame Structure
05-3-0789	Construct/Repair a Concrete Structure
05-3-0790	Construct/Repair Electrical Utilities
05-3-0791	Construct/Repair a Water Distribution System

SUPPORTING COLLECTIVE TASKS

Task Number	Task Title
05-5-0953	Repair Underwater Structures
05-5-0959	Perform ships husbandry
05-5-1041	Perform Battle-Damage Assessment and Repair (BDAR)
05-6-0084	Coordinate Engineer Support with Host Nation(HN)/Coalition Representative

OPFOR TASKS AND STANDARDS

TASK: Conduct a Raid (5-OPFOR-0004)

CONDITION: The opposing forces (OPFOR) element has occupied an objective rally point and has orders to conduct a raid on a combat service support (CSS) base.

STANDARD: The OPFOR element infiltrates the enemy's base and destroys all of the targets. 1. Surprises the enemy forces. 2. Assaults the support base and accomplishes the assigned tasks. 3. Destroys the specified equipment and supplies. 4. Avoids being decisively engaged. 5. Withdraws all personnel from the objective areas within the time prescribed. 6. Obtains all priority intelligence requirements (PIR) from the raid site. 7. Sustains only light casualties from enemy fire.

TASK: Defeat Obstacles (5-OPFOR-0009)

CONDITION: The opposing forces (OPFOR) element encounters an obstacle that blocks the avenue of approach as it advances upon the enemy forces.

STANDARD: The OPFOR element bypasses or breaches the enemy obstacle. 1. Detects the obstacle before halting its main body. 2. Defeats the obstacle. a. Bypasses the obstacle without entering the engagement areas. b. Breaches the obstacle within 45 minutes and passes its entire force through the obstacle. 3. Does not incur degradation to the point that the mission must be discontinued.

TASK: Conduct an Attack (5-OPFOR-0008)

CONDITION: The enemy is conducting tactical operations. The opposing forces (OPFOR) element receives orders to attack the enemy, the area of occupation, or the main supply route (MSR) with smoke.

STANDARD: The OPFOR element disrupts the enemy's movement and smoke operations. 1. Determines the delivery method of the smoke attack. 2. Locates the target. 3. Delivers the smoke attack downwind. 4. Attacks the enemy with smoke, and surge attacks when the enemy responds to the smoke.

TASK: Disrupt a Route Reconnaissance (5-OPFOR-0021)

CONDITION: The enemy is conducting a route reconnaissance. The opposing forces (OPFOR) element is positioned along the enemy's route.

STANDARD: The OPFOR element attempts to disrupt a squad/section conducting a route reconnaissance. 1. Prevents the unit from meeting its specified time schedule. 2. Forces the unit to deviate from its specified route. 3. Prevents the unit from reaching its assigned destination. 4. Surprises the squad/section. 5. Inflicts casualties on the unit.

TASK: Conduct Terrorist and Saboteur Attacks (5-OPFOR-0005)

CONDITION: The opposing forces (OPFOR) element dispatches small teams into the enemy's rear area to disrupt combat service support (CSS) operations.

STANDARD: The enemy sustains disrupted command and control (C2), destroyed equipment and supplies, and light casualties. 1. Locates rear support bases and C2 facilities. 2. Delays and disrupts CSS operations through probes. 3. Infiltrates CSS bases to conduct sabotage and terrorist activities. 4. Inflicts light casualties. 5. Destroys supplies and equipment.

TASK: Disrupt a Net Control Station (NCS) (5-OPFOR-0019)

CONDITION: The enemy has established a NCS. The opposing forces (OPFOR) element has radio and jamming equipment.

STANDARD: The OPFOR element attempts to disrupt an NCS. 1. Attempts to locate the radio frequency that the unit is operating on. 2. Attempts to enter the radio net. 3. Attempts to issue "bogus" orders to a unit on the net. 4. Jams the radio frequency and forces the unit to go to an alternate frequency.

TASK: Disrupt Construction of Vehicle Fighting Positions (5-OPFOR-0020)

CONDITION: The opposing forces (OPFOR) element has located the enemy. The priority intelligence requirements (PIR) and other intelligence obtained by OPFOR patrols indicate the enemy is constructing vehicle fighting positions within its defensive area. The OPFOR element has automatic and antiarmor weapons and light mortars.

STANDARD: The OPFOR element attempts to disrupt the enemy's efforts to establish vehicle fighting positions. 1. Locates the defensive area. 2. Surprises the main body. 3. Penetrates the defensive area with squad-size probes. 4. Inflicts casualties on the unit. 5. Destroys vehicles. 6. Disrupts the unit's preparations (prevents or delays beyond the unit's allotted time).

TASK: Conduct an Aerial Reconnaissance (5-OPFOR-0010)

CONDITION: The opposing forces (OPFOR) headquarters (HQ) element requires intelligence on the locations and identification of enemy elements. An aircraft is dispatched to take photographs and make a visual inspection of the enemy rear area.

STANDARD: The OPFOR element gathers photograph intelligence of the enemy. 1. Photographs the assigned sectors. 2. Makes quick visual checks where the ceiling is low. 3. Locates enemy positions in the area, particularly support and storage bases, and command and control (C2) facilities. 4. Sustains no loss of aircraft. 5. Reports priority intelligence requirements (PIR) and other information requirements to the OPFOR HQ.

TASK: Disrupt Defensive Preparations (5-OPFOR-0018)

CONDITION: The opposing forces (OPFOR) element has located the enemy. Priority intelligence requirements (PIR) and other intelligence requirements obtained by OPFOR patrols indicate that the enemy elements are establishing defensive positions. The OPFOR element has automatic and antiarmor weapons and light mortars.

STANDARD: The OPFOR element disrupts and delays the enemy's defensive preparations. 1. Locates and penetrates the enemy's security system. 2. Forces the enemy to delay defensive preparations. 3. Disrupts the enemy's obstacle preparations.

TASK: Disrupt Quarters Party Operations (5-OPFOR-0017)

CONDITION: The enemy is conducting quarters party operations. It has established an assembly area (AA) but has not moved in the main body.

STANDARD: The opposing forces (OPFOR) element attempts to disrupt quartering party operations and infiltrate the enemy's AA. 1. Locates the quartering party and the AA. 2. Surprises the main body. 3. Penetrates the AA with squad-size probes. 4. Inflicts personnel casualties and vehicle damage. 5. Disrupts the unit's preparations (prevents or delays beyond the unit's allotted time).

TASK: Disrupt Movement (5-OPFOR-0014)

CONDITION: The enemy is expected to move through the opposing forces (OPFOR) element's area of operations. The OPFOR element has received an operation order (OPORD) or fragmentary order (FRAGO) to disrupt enemy movement. The enemy has the capability to defend with direct fire and antiarmor weapons.

STANDARD: The OPFOR element delays enemy movement. 1. Delays the element. 2. Forces the element to deviate from its route. 3. Prevents the element from reaching its destination. 4. Surprises the element's main body.

TASK: Disrupt Enemy Movement and Operations Using Persistent and Nonpersistent Chemical Weapons (5-OPFOR-0015)

CONDITION: The opposing forces (OPFOR) element has located the enemy. Priority intelligence requirements (PIR) and other intelligence requirements have been obtained by OPFOR patrols. The OPFOR units deliver chemical agents, by means of conventional artillery weapons or aircraft, along selected supply routes and key bases in the rear area.

STANDARD: The OPFOR element disrupts enemy movement and operations using persistent and nonpersistent chemical weapons. 1. Delivers chemical agents in low and densely wooded areas. 2. Delays the movement of enemy supplies and equipment to the forward areas. 3. Restricts the movement of the enemy units in the rear area. 4. Channels the movement of enemy units into predesignated ambush areas. 5. Contaminates enemy supplies and equipment. 6. Inflicts a high rate of casualties on enemy forces.

TASK: Disrupt Enemy Movement and Operations Using Tactical Nuclear Weapons (5-OPFOR-0016)

CONDITION: The opposing forces (OPFOR) element has located the enemy. Priority intelligence requirements (PIR) and other intelligence requirements have been obtained by OPFOR patrols. Tactical nuclear weapons are employed against key locations in the rear area.

STANDARD: The OPFOR element disrupts enemy movement and operations. 1. Disrupts or delays the movement of the enemy's equipment and supplies to the forward areas. 2. Destroys enemy equipment and supplies. 3. Inflicts a high rate of nuclear casualties among the enemy forces. 4. Denies the enemy the use of specified areas. 5. Contaminates the enemy's equipment and supplies.

TASK: Counter Passage of Lines (5-OPFOR-0012)

CONDITION: Enemy forces are in defensive positions, but they are expected to attempt passage-of-lines operations. The opposing forces (OPFOR) received orders to disrupt enemy passage-of-lines operations.

STANDARD: The OPFOR element delays or prevents enemy passage of lines. 1. Delays the passage. 2. Prevents the company from moving all personnel through the stationary unit. 3. Engages the main body of either the moving or the stationary unit.

TASK: Conduct Sniper Operations (5-OPFOR-0006)

CONDITION: The opposing forces (OPFOR) element has assigned snipers (regular or irregular elements) in the enemy's rear area along the main supply route (MSR) and near support sites.

STANDARD: The OPFOR element kills or wounds targets. 1. Sets up a well-concealed location. 2. Engages vehicle drivers or personnel on foot with short bursts of semiautomatic fire. 3. Kills or wounds selected targets. 4. Prevents the position from being discovered by enemy forces. 5. Evacuates the area without being spotted. 6. Reports all specified priority intelligence requirements (PIR) and other intelligence requirements to the OPFOR headquarters (HQ).

TASK: Conduct Air Attacks (5-OPFOR-0002)

CONDITION: The opposing forces (OPFOR) element in the rear area has forwarded the positions of the enemy support sites or the locations of moving elements. The OPFOR aircraft have been dispatched to attack enemy installations or convoys.

STANDARD: The OPFOR element attempts to delay, disrupt, or damage the enemy targets by air. 1. Locates the target (support sites or convoys). 2. Makes attack runs on the designated targets. 3. Inflicts heavy damage to the selected target. 4. Sustains no loss of aircraft. 5. Delays moving the force for more than one hour.

TASK: Defend a Minefield (5-OPFOR-0023)

CONDITION: The enemy is conducting a minefield sweeping operation. The opposing forces (OPFOR) element has a minefield placed in the enemy's path. The minefield is under constant observation and fire.

STANDARD: The OPFOR element defends a minefield against an enemy element conducting a minefield sweeping operation. 1. Prevents the unit from detecting the obstacle. 2. Disrupts the minefield sweeping operation. 3. Prevents the unit from conducting the minefield sweeping operation, prevents the unit from moving all personnel through the breach or delays the completion of the minefield sweeping operation for more than 45 minutes.

TASK: Surrender to the Capturing Unit on the Battlefield (5-OPFOR-0024)

CONDITION: The enemy has captured the opposing forces (OPFOR) element's soldiers, documents, and equipment sensitive to the OPFOR tactical operations.

STANDARD: The OPFOR soldiers retain or destroy documents and equipment. The OPFOR element surrenders documents and equipment of no tactical use to the enemy and attempts to conceal or destroy items of tactical value. The OPFOR element attempts escape and evasion. 1. Prevents the successful capture of documents and equipment. 2. Destroys documents and equipment. 3. Removes identifying markings from equipment. 4. Removes unit-identifying insignia. 5. Provides misleading information. 6. Plans an escape. 7. Delays movement to the nearest collection point. 8. Prevents safeguarding of enemy prisoners of war (EPWs) in order to cause embarrassment to the United States (US).

TASK: Attack (5-OPFOR-0001)

CONDITION: The opposing forces (OPFOR) element has located the enemy. The priority intelligence requirements (PIR) and other intelligence requirements have been obtained by OPFOR patrols. The OPFOR element has automatic and antiarmor weapons and light mortars.

STANDARD: The OPFOR element attempts to seize the terrain, vehicles, or equipment. 1. Develops an attack plan. 2. Surprises the enemy unit's main body. 3. Initiates the attack using a scheme of maneuver that exploits the enemy's flanks, gaps, and weaknesses. 4. Uses covered and concealed routes to approach the enemy forces' flanks, gaps, or weakly held areas. 5. Employs indirect fire to support the attack. 6. Penetrates enemy defenses. 7. Destroys equipment and supplies. 8. Inflicts heavy casualties. 9. Isolates the combat service support (CSS) base by blocking reinforcements. 10. Forces enemy units to displace. 11. Avoids being fixed in one position. 12. Withdraws before the CSS base is reinforced with tactical combat forces.

TASK: Disrupt Assembly Area (AA) Activities (5-OPFOR-0013)

CONDITION: Intelligence reports indicate that platoon- and company-size enemy units are operating in the opposing forces (OPFOR) area of operations. Enemy units can defend from AAs with direct fire, antiarmor weapons, and indirect fire. The enemy has close air support (CAS) and nuclear, biological, and chemical (NBC) capabilities.

STANDARD: The OPFOR element locates and disrupts the enemy's AA activities. 1. Locates the element's AA. 2. Probes the AA with squad- or team-size elements. 3. Inflicts more than 5 percent casualties on the element. 4. Disrupts the element's preparations (prevents or delays beyond the element's allotted time).

TASK: Disrupt an Engineer Reconnaissance (5-OPFOR-0022)

CONDITION: The enemy is conducting an engineer reconnaissance. The opposing forces (OPFOR) element is positioned along the enemy's route.

STANDARD: The OPFOR element disrupts an engineer reconnaissance. 1. Prevents the unit from meeting its specified time schedule. 2. Forces the unit to deviate from its specified route. 3. Prevents the unit from accomplishing its assigned engineer reconnaissance. 4. Surprises the unit conducting the reconnaissance.

TASK: Conduct an Ambush (5-OPFOR-0007)

CONDITION: The enemy is moving in a convoy. The opposing forces (OPFOR) element is positioned along the enemy's route.

STANDARD: The OPFOR element inflicts casualties on the enemy and causes vehicle and equipment damage. 1. Prepares an ambush site before the element arrives. 2. Surprises march element forces. 3. Inflicts heavy casualties within the designated kill zone. 4. Inflicts heavy damage to vehicles and equipment within the designated kill zone. 5. Delays the march element from reaching a specified destination for a specified period of time. 6. Withdraws on order. 7. Sustains no casualties. 8. Reports actions to superiors.

TASK: Maintain Contact (5-OPFOR-0003)

CONDITION: The opposing forces (OPFOR) element is engaged with enemy base defense forces. The enemy forces are withdrawing under pressure.

STANDARD: The OPFOR element maintains enemy contact while the enemy withdraws. 1. Engages the enemy forces decisively. 2. Advances the OPFOR as the enemy forces withdraw. 3. Inflicts heavy casualties. 4. Captures the members of the enemy force. 5. Captures documents and equipment. 6. Safeguards captured documents, equipment, and personnel.

ELEMENTS: Section
 Command Section
 Headquarters Detachment
 S4 Section

TASK: Coordinate for Organizational Maintenance Support (05-2-1126)
 (DA PAM 738-750) (AR 725-50) (AR 750-43)
 (FM 4-30.3)

ITERATION: 1 2 3 4 5 M (Circle)

COMMANDER/LEADER ASSESSMENT: T P U (Circle)

CONDITIONS: A company is performing continuous tactical operations in support of a maneuver force. The absence of maintenance capabilities requires the unit to coordinate for organizational maintenance support in order to sustain the unit equipment. Digital units have performed functionality checks, and systems are operational. Some iterations of this task should be performed in MOPP4.

TASK STANDARDS: The commander or his designated representative coordinates for and receives organizational maintenance support necessary to support continuous operations. Digital units send and receive reports and requests using frequency-modulated (FM) or digital means. The time required to perform this task is increased when conducting it in mission-oriented protection posture (MOPP) 4.

TASK STEPS AND PERFORMANCE MEASURES	GO	NO-GO
<ul style="list-style-type: none"> * 1. The company commander identifies the need for organizational maintenance support. <ul style="list-style-type: none"> a. Reviewed the requests from the subordinate elements and key leaders. b. Determined if the equipment needed to be serviced, recovered, repaired, or evacuated to the unit maintenance collection point (UMCP). c. Determined what repair parts or services were needed. * 2. The company commander reviews the operation order (OPORD) and determines whether the supported unit or the battalion will provide support. * 3. The company commander or the maintenance officer requests support. <ul style="list-style-type: none"> a. Included the following information in the request: <ul style="list-style-type: none"> (1) The location of the equipment and the routes to the site. (2) The extent of the damage or the type of service required. (3) The parts needed to repair the equipment, if known. b. Submitted the request within one hour of notification that the equipment was non-mission -capable (NMC). 4. Company personnel support and assist the maintenance team in the repair or evacuation of equipment. <ul style="list-style-type: none"> a. Provided personnel support as needed. b. Provided logistical support to include rations; petroleum, oil, and lubricants (POL); and power generation equipment (if available). * 5. The company maintenance officer provides an equipment status and condition report to the supporting unit. <ul style="list-style-type: none"> a. Used Department of the Army (DA) Form 2406. b. Provided the reports as specified in the OPORD or the standing operating procedure (SOP). 		

TASK STEPS AND PERFORMANCE MEASURES	GO	NO-GO
* 6. The company commander or his designated representative coordinates with the supporting maintenance activity for the pickup of NMC supply (NMCS) or maintenance equipment. <ul style="list-style-type: none"> a. Inspected the vehicles to ensure that the repairs were completed and that the equipment was mission-capable. b. Submitted an updated status report to higher headquarters (HQ). 		

TASK PERFORMANCE / EVALUATION SUMMARY BLOCK							
ITERATION	1	2	3	4	5	M	TOTAL
TOTAL TASK STEPS EVALUATED							
TOTAL TASK STEPS "GO"							
TRAINING STATUS "GO"/"NO-GO"							

"*" indicates a leader task step.

SUPPORTING INDIVIDUAL TASKS

Task Number	Task Title
052-197-3085	Supervise Fixed-Bridge Maintenance

SUPPORTING COLLECTIVE TASKS

Task Number	Task Title
05-2-1131	Establish Unit Maintenance Operations
05-2-1218	Conduct Report Procedures
05-2-7008	Prepare an Operation Order (OPORD) (Company/Platoon)

OPFOR TASKS AND STANDARDS

TASK: Conduct an Aerial Reconnaissance (5-OPFOR-0010)

CONDITION: The opposing forces (OPFOR) headquarters (HQ) element requires intelligence on the locations and identification of enemy elements. An aircraft is dispatched to take photographs and make a visual inspection of the enemy rear area.

STANDARD: The OPFOR element gathers photograph intelligence of the enemy. 1. Photographs the assigned sectors. 2. Makes quick visual checks where the ceiling is low. 3. Locates enemy positions in the area, particularly support and storage bases, and command and control (C2) facilities. 4. Sustains no loss of aircraft. 5. Reports priority intelligence requirements (PIR) and other information requirements to the OPFOR HQ.

TASK: Gather Intelligence (5-OPFOR-0011)

CONDITION: The opposing forces (OPFOR) small element, operating in the rear area, is planning attacks on enemy bases. Information is needed to complete the plans.

STANDARD: The OPFOR element infiltrates, gathers intelligence information, and submits its findings to the command. 1. Identifies all priority intelligence requirements (PIR) and other intelligence requirements. 2. Passes through any outpost, defensive wire, or warning devices undetected. 3. Moves to an observation point that offers cover and concealment and is clear enough to gather PIR and other intelligence requirements. 4. Gathers all PIR and other intelligence requirements. 5. Withdraws from the area undetected. 6. Reports all information to the OPFOR headquarters (HQ).

TASK: Disrupt a Route Reconnaissance (5-OPFOR-0021)

CONDITION: The enemy is conducting a route reconnaissance. The opposing forces (OPFOR) element is positioned along the enemy's route.

STANDARD: The OPFOR element attempts to disrupt a squad/section conducting a route reconnaissance. 1. Prevents the unit from meeting its specified time schedule. 2. Forces the unit to deviate from its specified route. 3. Prevents the unit from reaching its assigned destination. 4. Surprises the squad/section. 5. Inflicts casualties on the unit.

TASK: Defeat Obstacles (5-OPFOR-0009)

CONDITION: The opposing forces (OPFOR) element encounters an obstacle that blocks the avenue of approach as it advances upon the enemy forces.

STANDARD: The OPFOR element bypasses or breaches the enemy obstacle. 1. Detects the obstacle before halting its main body. 2. Defeats the obstacle. a. Bypasses the obstacle without entering the engagement areas. b. Breaches the obstacle within 45 minutes and passes its entire force through the obstacle. 3. Does not incur degradation to the point that the mission must be discontinued.

TASK: Conduct an Attack (5-OPFOR-0008)

CONDITION: The enemy is conducting tactical operations. The opposing forces (OPFOR) element receives orders to attack the enemy, the area of occupation, or the main supply route (MSR) with smoke.

STANDARD: The OPFOR element disrupts the enemy's movement and smoke operations. 1. Determines the delivery method of the smoke attack. 2. Locates the target. 3. Delivers the smoke attack downwind. 4. Attacks the enemy with smoke, and surge attacks when the enemy responds to the smoke.

TASK: Disrupt a Net Control Station (NCS) (5-OPFOR-0019)

CONDITION: The enemy has established a NCS. The opposing forces (OPFOR) element has radio and jamming equipment.

STANDARD: The OPFOR element attempts to disrupt an NCS. 1. Attempts to locate the radio frequency that the unit is operating on. 2. Attempts to enter the radio net. 3. Attempts to issue "bogus" orders to a unit on the net. 4. Jams the radio frequency and forces the unit to go to an alternate frequency.

TASK: Disrupt Construction of Vehicle Fighting Positions (5-OPFOR-0020)

CONDITION: The opposing forces (OPFOR) element has located the enemy. The priority intelligence requirements (PIR) and other intelligence obtained by OPFOR patrols indicate the enemy is constructing vehicle fighting positions within its defensive area. The OPFOR element has automatic and antiarmor weapons and light mortars.

STANDARD: The OPFOR element attempts to disrupt the enemy's efforts to establish vehicle fighting positions. 1. Locates the defensive area. 2. Surprises the main body. 3. Penetrates the defensive area with squad-size probes. 4. Inflicts casualties on the unit. 5. Destroys vehicles. 6. Disrupts the unit's preparations (prevents or delays beyond the unit's allotted time).

TASK: Conduct an Ambush (5-OPFOR-0007)

CONDITION: The enemy is moving in a convoy. The opposing forces (OPFOR) element is positioned along the enemy's route.

STANDARD: The OPFOR element inflicts casualties on the enemy and causes vehicle and equipment damage. 1. Prepares an ambush site before the element arrives. 2. Surprises march element forces. 3. Inflicts heavy casualties within the designated kill zone. 4. Inflicts heavy damage to vehicles and equipment within the designated kill zone. 5. Delays the march element from reaching a specified destination for a specified period of time. 6. Withdraws on order. 7. Sustains no casualties. 8. Reports actions to superiors.

TASK: Conduct Terrorist and Saboteur Attacks (5-OPFOR-0005)

CONDITION: The opposing forces (OPFOR) element dispatches small teams into the enemy's rear area to disrupt combat service support (CSS) operations.

STANDARD: The enemy sustains disrupted command and control (C2), destroyed equipment and supplies, and light casualties. 1. Locates rear support bases and C2 facilities. 2. Delays and disrupts CSS operations through probes. 3. Infiltrates CSS bases to conduct sabotage and terrorist activities. 4. Inflicts light casualties. 5. Destroys supplies and equipment.

TASK: Disrupt Defensive Preparations (5-OPFOR-0018)

CONDITION: The opposing forces (OPFOR) element has located the enemy. Priority intelligence requirements (PIR) and other intelligence requirements obtained by OPFOR patrols indicate that the enemy elements are establishing defensive positions. The OPFOR element has automatic and antiarmor weapons and light mortars.

STANDARD: The OPFOR element disrupts and delays the enemy's defensive preparations. 1. Locates and penetrates the enemy's security system. 2. Forces the enemy to delay defensive preparations. 3. Disrupts the enemy's obstacle preparations.

TASK: Disrupt Quartering Party Operations (5-OPFOR-0017)

CONDITION: The enemy is conducting quartering party operations. It has established an assembly area (AA) but has not moved in the main body.

STANDARD: The opposing forces (OPFOR) element attempts to disrupt quartering party operations and infiltrate the enemy's AA. 1. Locates the quartering party and the AA. 2. Surprises the main body. 3. Penetrates the AA with squad-size probes. 4. Inflicts personnel casualties and vehicle damage. 5. Disrupts the unit's preparations (prevents or delays beyond the unit's allotted time).

TASK: Disrupt Enemy Movement and Operations Using Tactical Nuclear Weapons (5-OPFOR-0016)

CONDITION: The opposing forces (OPFOR) element has located the enemy. Priority intelligence requirements (PIR) and other intelligence requirements have been obtained by OPFOR patrols. Tactical nuclear weapons are employed against key locations in the rear area.

STANDARD: The OPFOR element disrupts enemy movement and operations. 1. Disrupts or delays the movement of the enemy's equipment and supplies to the forward areas. 2. Destroys enemy equipment and supplies. 3. Inflicts a high rate of nuclear casualties among the enemy forces. 4. Denies the enemy the use of specified areas. 5. Contaminates the enemy's equipment and supplies.

TASK: Disrupt Enemy Movement and Operations Using Persistent and Nonpersistent Chemical Weapons (5-OPFOR-0015)

CONDITION: The opposing forces (OPFOR) element has located the enemy. Priority intelligence requirements (PIR) and other intelligence requirements have been obtained by OPFOR patrols. The OPFOR units deliver chemical agents, by means of conventional artillery weapons or aircraft, along selected supply routes and key bases in the rear area.

STANDARD: The OPFOR element disrupts enemy movement and operations using persistent and nonpersistent chemical weapons. 1. Delivers chemical agents in low and densely wooded areas. 2. Delays the movement of enemy supplies and equipment to the forward areas. 3. Restricts the movement of the enemy units in the rear area. 4. Channels the movement of enemy units into predesignated ambush areas. 5. Contaminates enemy supplies and equipment. 6. Inflicts a high rate of casualties on enemy forces.

TASK: Disrupt Movement (5-OPFOR-0014)

CONDITION: The enemy is expected to move through the opposing forces (OPFOR) element's area of operations. The OPFOR element has received an operation order (OPORD) or fragmentary order (FRAGO) to disrupt enemy movement. The enemy has the capability to defend with direct fire and antiarmor weapons.

STANDARD: The OPFOR element delays enemy movement. 1. Delays the element. 2. Forces the element to deviate from its route. 3. Prevents the element from reaching its destination. 4. Surprises the element's main body.

TASK: Counter Passage of Lines (5-OPFOR-0012)

CONDITION: Enemy forces are in defensive positions, but they are expected to attempt passage-of-lines operations. The opposing forces (OPFOR) received orders to disrupt enemy passage-of-lines operations.

STANDARD: The OPFOR element delays or prevents enemy passage of lines. 1. Delays the passage. 2. Prevents the company from moving all personnel through the stationary unit. 3. Engages the main body of either the moving or the stationary unit.

TASK: Defend a Minefield (5-OPFOR-0023)

CONDITION: The enemy is conducting a minefield sweeping operation. The opposing forces (OPFOR) element has a minefield placed in the enemy's path. The minefield is under constant observation and fire.

STANDARD: The OPFOR element defends a minefield against an enemy element conducting a minefield sweeping operation. 1. Prevents the unit from detecting the obstacle. 2. Disrupts the minefield sweeping operation. 3. Prevents the unit from conducting the minefield sweeping operation, prevents the unit from moving all personnel through the breach or delays the completion of the minefield sweeping operation for more than 45 minutes.

TASK: Conduct Sniper Operations (5-OPFOR-0006)

CONDITION: The opposing forces (OPFOR) element has assigned snipers (regular or irregular elements) in the enemy's rear area along the main supply route (MSR) and near support sites.

STANDARD: The OPFOR element kills or wounds targets. 1. Sets up a well-concealed location. 2. Engages vehicle drivers or personnel on foot with short bursts of semiautomatic fire. 3. Kills or wounds selected targets. 4. Prevents the position from being discovered by enemy forces. 5. Evacuates the area without being spotted. 6. Reports all specified priority intelligence requirements (PIR) and other intelligence requirements to the OPFOR headquarters (HQ).

TASK: Conduct Air Attacks (5-OPFOR-0002)

CONDITION: The opposing forces (OPFOR) element in the rear area has forwarded the positions of the enemy support sites or the locations of moving elements. The OPFOR aircraft have been dispatched to attack enemy installations or convoys.

STANDARD: The OPFOR element attempts to delay, disrupt, or damage the enemy targets by air. 1. Locates the target (support sites or convoys). 2. Makes attack runs on the designated targets. 3. Inflicts heavy damage to the selected target. 4. Sustains no loss of aircraft. 5. Delays moving the force for more than one hour.

TASK: Attack (5-OPFOR-0001)

CONDITION: The opposing forces (OPFOR) element has located the enemy. The priority intelligence requirements (PIR) and other intelligence requirements have been obtained by OPFOR patrols. The OPFOR element has automatic and antiarmor weapons and light mortars.

STANDARD: The OPFOR element attempts to seize the terrain, vehicles, or equipment. 1. Develops an attack plan. 2. Surprises the enemy unit's main body. 3. Initiates the attack using a scheme of maneuver that exploits the enemy's flanks, gaps, and weaknesses. 4. Uses covered and concealed routes to approach the enemy forces' flanks, gaps, or weakly held areas. 5. Employs indirect fire to support the attack. 6. Penetrates enemy defenses. 7. Destroys equipment and supplies. 8. Inflicts heavy casualties. 9. Isolates the combat service support (CSS) base by blocking reinforcements. 10. Forces enemy units to displace. 11. Avoids being fixed in one position. 12. Withdraws before the CSS base is reinforced with tactical combat forces.

TASK: Surrender to the Capturing Unit on the Battlefield (5-OPFOR-0024)

CONDITION: The enemy has captured the opposing forces (OPFOR) element's soldiers, documents, and equipment sensitive to the OPFOR tactical operations.

STANDARD: The OPFOR soldiers retain or destroy documents and equipment. The OPFOR element surrenders documents and equipment of no tactical use to the enemy and attempts to conceal or destroy items of tactical value. The OPFOR element attempts escape and evasion. 1. Prevents the successful capture of documents and equipment. 2. Destroys documents and equipment. 3. Removes identifying markings from equipment. 4. Removes unit-identifying insignia. 5. Provides misleading information. 6. Plans an escape. 7. Delays movement to the nearest collection point. 8. Prevents safeguarding of enemy prisoners of war (EPWs) in order to cause embarrassment to the United States (US).

TASK: Conduct a Raid (5-OPFOR-0004)

CONDITION: The opposing forces (OPFOR) element has occupied an objective rally point and has orders to conduct a raid on a combat service support (CSS) base.

STANDARD: The OPFOR element infiltrates the enemy's base and destroys all of the targets. 1. Surprises the enemy forces. 2. Assaults the support base and accomplishes the assigned tasks. 3. Destroys the specified equipment and supplies. 4. Avoids being decisively engaged. 5. Withdraws all personnel from the objective areas within the time prescribed. 6. Obtains all priority intelligence requirements (PIR) from the raid site. 7. Sustains only light casualties from enemy fire.

TASK: Disrupt Assembly Area (AA) Activities (5-OPFOR-0013)

CONDITION: Intelligence reports indicate that platoon- and company-size enemy units are operating in the opposing forces (OPFOR) area of operations. Enemy units can defend from AAs with direct fire, antiarmor weapons, and indirect fire. The enemy has close air support (CAS) and nuclear, biological, and chemical (NBC) capabilities.

STANDARD: The OPFOR element locates and disrupts the enemy's AA activities. 1. Locates the element's AA. 2. Probes the AA with squad- or team-size elements. 3. Inflicts more than 5 percent casualties on the element. 4. Disrupts the element's preparations (prevents or delays beyond the element's allotted time).

TASK: Disrupt an Engineer Reconnaissance (5-OPFOR-0022)

CONDITION: The enemy is conducting an engineer reconnaissance. The opposing forces (OPFOR) element is positioned along the enemy's route.

STANDARD: The OPFOR element disrupts an engineer reconnaissance. 1. Prevents the unit from meeting its specified time schedule. 2. Forces the unit to deviate from its specified route. 3. Prevents the unit from accomplishing its assigned engineer reconnaissance. 4. Surprises the unit conducting the reconnaissance.

TASK: Maintain Contact (5-OPFOR-0003)

CONDITION: The opposing forces (OPFOR) element is engaged with enemy base defense forces. The enemy forces are withdrawing under pressure.

STANDARD: The OPFOR element maintains enemy contact while the enemy withdraws. 1. Engages the enemy forces decisively. 2. Advances the OPFOR as the enemy forces withdraw. 3. Inflicts heavy casualties. 4. Captures the members of the enemy force. 5. Captures documents and equipment. 6. Safeguards captured documents, equipment, and personnel.

ELEMENTS: Headquarters Detachment
S4 Section

TASK: Conduct Petroleum, Oils, and Lubricants (POL) Support Operations (05-3-1014)
(FM 10-67-1) (AR 190-51) (DA PAM 25-30)

ITERATION: 1 2 3 4 5 (Circle)

COMMANDER/LEADER ASSESSMENT: T P U (Circle)

CONDITIONS: The platoon is deployed to a theater of operations. An area for storage/distribution is established. The platoon has a standing operating procedure (SOP) on management of POL and refueling of equipment and ground vehicles. This task should not be trained in MOPP4.

TASK STANDARDS: The refueling area provides around-the-clock support to the unit's equipment and ground vehicles. The area is closely supervised to ensure a safe and efficient fuel operation. POL stocks are requisitioned, stored, rotated, distributed, and recorded.

TASK STEPS AND PERFORMANCE MEASURES	GO	NO-GO
<ul style="list-style-type: none"> * 1. The petroleum management officer forecasts requirements for POL, solvents, and preservatives. <ul style="list-style-type: none"> a. Received consolidated status reports from the petroleum inventory control specialist. b. Used daily and monthly status reports to forecast estimates for transportation requirements. 2. The platoon takes precautionary measures against safety and health hazards. <ul style="list-style-type: none"> a. Controlled vapor formations and ignition sources. b. Followed safety precautions during transfer and storage operations. c. Protected themselves against health hazards such as dust, gas, vapor, or liquid contaminants. d. Maintained a comprehensive fire plan that was current and available before performing supply point operations. * 3. The platoon officer in charge/noncommissioned officer in charge (OIC/NCOIC) ensures that POL is properly maintained, stored, and distributed, to include both operational and prescribed stocks. <ul style="list-style-type: none"> a. Maintained an accurate account of the fuel on hand and the fuel dispensed to each vehicle or piece of equipment. b. Ensured that all storage containers were properly cleaned, filled, marked, and stored. c. Supervised the performance of preventive-maintenance checks and services (PMCS) on POL vehicles and equipment. d. Rotated stock, issuing damaged containers first, followed by the oldest products. 4. The petroleum supply specialist maintains an accurate account of the fuel on hand and the fuel dispensed to each vehicle or piece of equipment. <ul style="list-style-type: none"> a. Used accounting records and reports for an accurate account of all receipts, issues, and stocks on hand for both bulk and packaged petroleum products. b. Provided a breakout, by type and amount, of fuel dispensed in any given period (usually 24 hours), as requested. 		

TASK STEPS AND PERFORMANCE MEASURES	GO	NO-GO
5. Immediately after notification, the platoon prepares to displace the fueling area to a new location according to the platoon SOP. 6. The fuel handler protects fuel from contamination. a. Detected contaminated fuel by taking samples from stored fuel at intervals prescribed by the SOP. b. Inspected and used filters/separators. 7. The fuel handler enforces the physical security plan for the POL operation site. a. Ensured that the fuel point was locked and could not dispense fuel while unattended. b. Ensured that the fuel was dispensed to authorized personnel only.		

TASK PERFORMANCE / EVALUATION SUMMARY BLOCK							
ITERATION	1	2	3	4	5		TOTAL
TOTAL TASK STEPS EVALUATED							
TOTAL TASK STEPS "GO"							
TRAINING STATUS "GO"/"NO-GO"							

"*" indicates a leader task step.

SUPPORTING INDIVIDUAL TASKS: NONE

SUPPORTING COLLECTIVE TASKS

Task Number	Task Title
05-2-0042	Receive and Distribute Throughput Supplies
05-3-1600	Receive a Logistics Package (LOGPAC)
55-2-0325.05-T01A	Receive External Sling Load Resupply

OPFOR TASKS AND STANDARDS

TASK: Defend a Minefield (5-OPFOR-0023)

CONDITION: The enemy is conducting a minefield sweeping operation. The opposing forces (OPFOR) element has a minefield placed in the enemy's path. The minefield is under constant observation and fire.

STANDARD: The OPFOR element defends a minefield against an enemy element conducting a minefield sweeping operation. 1. Prevents the unit from detecting the obstacle. 2. Disrupts the minefield sweeping operation. 3. Prevents the unit from conducting the minefield sweeping operation, prevents the unit from moving all personnel through the breach or delays the completion of the minefield sweeping operation for more than 45 minutes.

TASK: Conduct an Ambush (5-OPFOR-0007)

CONDITION: The enemy is moving in a convoy. The opposing forces (OPFOR) element is positioned along the enemy's route.

STANDARD: The OPFOR element inflicts casualties on the enemy and causes vehicle and equipment damage. 1. Prepares an ambush site before the element arrives. 2. Surprises march element forces. 3. Inflicts heavy casualties within the designated kill zone. 4. Inflicts heavy damage to vehicles and equipment within the designated kill zone. 5. Delays the march element from reaching a specified destination for a specified period of time. 6. Withdraws on order. 7. Sustains no casualties. 8. Reports actions to superiors.

TASK: Maintain Contact (5-OPFOR-0003)

CONDITION: The opposing forces (OPFOR) element is engaged with enemy base defense forces. The enemy forces are withdrawing under pressure.

STANDARD: The OPFOR element maintains enemy contact while the enemy withdraws. 1. Engages the enemy forces decisively. 2. Advances the OPFOR as the enemy forces withdraw. 3. Inflicts heavy casualties. 4. Captures the members of the enemy force. 5. Captures documents and equipment. 6. Safeguards captured documents, equipment, and personnel.

TASK: Conduct a Raid (5-OPFOR-0004)

CONDITION: The opposing forces (OPFOR) element has occupied an objective rally point and has orders to conduct a raid on a combat service support (CSS) base.

STANDARD: The OPFOR element infiltrates the enemy's base and destroys all of the targets. 1. Surprises the enemy forces. 2. Assaults the support base and accomplishes the assigned tasks. 3. Destroys the specified equipment and supplies. 4. Avoids being decisively engaged. 5. Withdraws all personnel from the objective areas within the time prescribed. 6. Obtains all priority intelligence requirements (PIR) from the raid site. 7. Sustains only light casualties from enemy fire.

TASK: Conduct an Attack (5-OPFOR-0008)

CONDITION: The enemy is conducting tactical operations. The opposing forces (OPFOR) element receives orders to attack the enemy, the area of occupation, or the main supply route (MSR) with smoke.

STANDARD: The OPFOR element disrupts the enemy's movement and smoke operations. 1. Determines the delivery method of the smoke attack. 2. Locates the target. 3. Delivers the smoke attack downwind. 4. Attacks the enemy with smoke, and surge attacks when the enemy responds to the smoke.

TASK: Disrupt a Net Control Station (NCS) (5-OPFOR-0019)

CONDITION: The enemy has established a NCS. The opposing forces (OPFOR) element has radio and jamming equipment.

STANDARD: The OPFOR element attempts to disrupt an NCS. 1. Attempts to locate the radio frequency that the unit is operating on. 2. Attempts to enter the radio net. 3. Attempts to issue "bogus" orders to a unit on the net. 4. Jams the radio frequency and forces the unit to go to an alternate frequency.

TASK: Disrupt Construction of Vehicle Fighting Positions (5-OPFOR-0020)

CONDITION: The opposing forces (OPFOR) element has located the enemy. The priority intelligence requirements (PIR) and other intelligence obtained by OPFOR patrols indicate the enemy is constructing vehicle fighting positions within its defensive area. The OPFOR element has automatic and antiarmor weapons and light mortars.

STANDARD: The OPFOR element attempts to disrupt the enemy's efforts to establish vehicle fighting positions. 1. Locates the defensive area. 2. Surprises the main body. 3. Penetrates the defensive area with squad-size probes. 4. Inflicts casualties on the unit. 5. Destroys vehicles. 6. Disrupts the unit's preparations (prevents or delays beyond the unit's allotted time).

TASK: Defeat Obstacles (5-OPFOR-0009)

CONDITION: The opposing forces (OPFOR) element encounters an obstacle that blocks the avenue of approach as it advances upon the enemy forces.

STANDARD: The OPFOR element bypasses or breaches the enemy obstacle. 1. Detects the obstacle before halting its main body. 2. Defeats the obstacle. a. Bypasses the obstacle without entering the engagement areas. b. Breaches the obstacle within 45 minutes and passes its entire force through the obstacle. 3. Does not incur degradation to the point that the mission must be discontinued.

TASK: Disrupt an Engineer Reconnaissance (5-OPFOR-0022)

CONDITION: The enemy is conducting an engineer reconnaissance. The opposing forces (OPFOR) element is positioned along the enemy's route.

STANDARD: The OPFOR element disrupts an engineer reconnaissance. 1. Prevents the unit from meeting its specified time schedule. 2. Forces the unit to deviate from its specified route. 3. Prevents the unit from accomplishing its assigned engineer reconnaissance. 4. Surprises the unit conducting the reconnaissance.

TASK: Conduct an Aerial Reconnaissance (5-OPFOR-0010)

CONDITION: The opposing forces (OPFOR) headquarters (HQ) element requires intelligence on the locations and identification of enemy elements. An aircraft is dispatched to take photographs and make a visual inspection of the enemy rear area.

STANDARD: The OPFOR element gathers photograph intelligence of the enemy. 1. Photographs the assigned sectors. 2. Makes quick visual checks where the ceiling is low. 3. Locates enemy positions in the area, particularly support and storage bases, and command and control (C2) facilities. 4. Sustains no loss of aircraft. 5. Reports priority intelligence requirements (PIR) and other information requirements to the OPFOR HQ.

TASK: Conduct Terrorist and Saboteur Attacks (5-OPFOR-0005)

CONDITION: The opposing forces (OPFOR) element dispatches small teams into the enemy's rear area to disrupt combat service support (CSS) operations.

STANDARD: The enemy sustains disrupted command and control (C2), destroyed equipment and supplies, and light casualties. 1. Locates rear support bases and C2 facilities. 2. Delays and disrupts CSS operations through probes. 3. Infiltrates CSS bases to conduct sabotage and terrorist activities. 4. Inflicts light casualties. 5. Destroys supplies and equipment.

TASK: Disrupt a Route Reconnaissance (5-OPFOR-0021)

CONDITION: The enemy is conducting a route reconnaissance. The opposing forces (OPFOR) element is positioned along the enemy's route.

STANDARD: The OPFOR element attempts to disrupt a squad/section conducting a route reconnaissance. 1. Prevents the unit from meeting its specified time schedule. 2. Forces the unit to deviate from its specified route. 3. Prevents the unit from reaching its assigned destination. 4. Surprises the squad/section. 5. Inflicts casualties on the unit.

TASK: Disrupt Defensive Preparations (5-OPFOR-0018)

CONDITION: The opposing forces (OPFOR) element has located the enemy. Priority intelligence requirements (PIR) and other intelligence requirements obtained by OPFOR patrols indicate that the enemy elements are establishing defensive positions. The OPFOR element has automatic and antiarmor weapons and light mortars.

STANDARD: The OPFOR element disrupts and delays the enemy's defensive preparations. 1. Locates and penetrates the enemy's security system. 2. Forces the enemy to delay defensive preparations. 3. Disrupts the enemy's obstacle preparations.

TASK: Disrupt Quarters Party Operations (5-OPFOR-0017)

CONDITION: The enemy is conducting quarters party operations. It has established an assembly area (AA) but has not moved in the main body.

STANDARD: The opposing forces (OPFOR) element attempts to disrupt quarters party operations and infiltrate the enemy's AA. 1. Locates the quarters party and the AA. 2. Surprises the main body. 3. Penetrates the AA with squad-size probes. 4. Inflicts personnel casualties and vehicle damage. 5. Disrupts the unit's preparations (prevents or delays beyond the unit's allotted time).

TASK: Disrupt Enemy Movement and Operations Using Tactical Nuclear Weapons (5-OPFOR-0016)

CONDITION: The opposing forces (OPFOR) element has located the enemy. Priority intelligence requirements (PIR) and other intelligence requirements have been obtained by OPFOR patrols. Tactical nuclear weapons are employed against key locations in the rear area.

STANDARD: The OPFOR element disrupts enemy movement and operations. 1. Disrupts or delays the movement of the enemy's equipment and supplies to the forward areas. 2. Destroys enemy equipment and supplies. 3. Inflicts a high rate of nuclear casualties among the enemy forces. 4. Denies the enemy the use of specified areas. 5. Contaminates the enemy's equipment and supplies.

TASK: Disrupt Enemy Movement and Operations Using Persistent and Nonpersistent Chemical Weapons (5-OPFOR-0015)

CONDITION: The opposing forces (OPFOR) element has located the enemy. Priority intelligence requirements (PIR) and other intelligence requirements have been obtained by OPFOR patrols. The OPFOR units deliver chemical agents, by means of conventional artillery weapons or aircraft, along selected supply routes and key bases in the rear area.

STANDARD: The OPFOR element disrupts enemy movement and operations using persistent and nonpersistent chemical weapons. 1. Delivers chemical agents in low and densely wooded areas. 2. Delays the movement of enemy supplies and equipment to the forward areas. 3. Restricts the movement of the enemy units in the rear area. 4. Channels the movement of enemy units into predesignated ambush areas. 5. Contaminates enemy supplies and equipment. 6. Inflicts a high rate of casualties on enemy forces.

TASK: Counter Passage of Lines (5-OPFOR-0012)

CONDITION: Enemy forces are in defensive positions, but they are expected to attempt passage-of-lines operations. The opposing forces (OPFOR) received orders to disrupt enemy passage-of-lines operations.

STANDARD: The OPFOR element delays or prevents enemy passage of lines. 1. Delays the passage. 2. Prevents the company from moving all personnel through the stationary unit. 3. Engages the main body of either the moving or the stationary unit.

TASK: Disrupt Movement (5-OPFOR-0014)

CONDITION: The enemy is expected to move through the opposing forces (OPFOR) element's area of operations. The OPFOR element has received an operation order (OPORD) or fragmentary order (FRAGO) to disrupt enemy movement. The enemy has the capability to defend with direct fire and antiarmor weapons.

STANDARD: The OPFOR element delays enemy movement. 1. Delays the element. 2. Forces the element to deviate from its route. 3. Prevents the element from reaching its destination. 4. Surprises the element's main body.

TASK: Disrupt Assembly Area (AA) Activities (5-OPFOR-0013)

CONDITION: Intelligence reports indicate that platoon- and company-size enemy units are operating in the opposing forces (OPFOR) area of operations. Enemy units can defend from AAs with direct fire, antiarmor weapons, and indirect fire. The enemy has close air support (CAS) and nuclear, biological, and chemical (NBC) capabilities.

STANDARD: The OPFOR element locates and disrupts the enemy's AA activities. 1. Locates the element's AA. 2. Probes the AA with squad- or team-size elements. 3. Inflicts more than 5 percent casualties on the element. 4. Disrupts the element's preparations (prevents or delays beyond the element's allotted time).

TASK: Conduct Sniper Operations (5-OPFOR-0006)

CONDITION: The opposing forces (OPFOR) element has assigned snipers (regular or irregular elements) in the enemy's rear area along the main supply route (MSR) and near support sites.

STANDARD: The OPFOR element kills or wounds targets. 1. Sets up a well-concealed location. 2. Engages vehicle drivers or personnel on foot with short bursts of semiautomatic fire. 3. Kills or wounds selected targets. 4. Prevents the position from being discovered by enemy forces. 5. Evacuates the area without being spotted. 6. Reports all specified priority intelligence requirements (PIR) and other intelligence requirements to the OPFOR headquarters (HQ).

TASK: Conduct Air Attacks (5-OPFOR-0002)

CONDITION: The opposing forces (OPFOR) element in the rear area has forwarded the positions of the enemy support sites or the locations of moving elements. The OPFOR aircraft have been dispatched to attack enemy installations or convoys.

STANDARD: The OPFOR element attempts to delay, disrupt, or damage the enemy targets by air. 1. Locates the target (support sites or convoys). 2. Makes attack runs on the designated targets. 3. Inflicts heavy damage to the selected target. 4. Sustains no loss of aircraft. 5. Delays moving the force for more than one hour.

TASK: Attack (5-OPFOR-0001)

CONDITION: The opposing forces (OPFOR) element has located the enemy. The priority intelligence requirements (PIR) and other intelligence requirements have been obtained by OPFOR patrols. The OPFOR element has automatic and antiarmor weapons and light mortars.

STANDARD: The OPFOR element attempts to seize the terrain, vehicles, or equipment. 1. Develops an attack plan. 2. Surprises the enemy unit's main body. 3. Initiates the attack using a scheme of maneuver that exploits the enemy's flanks, gaps, and weaknesses. 4. Uses covered and concealed routes to approach the enemy forces' flanks, gaps, or weakly held areas. 5. Employs indirect fire to support the attack. 6. Penetrates enemy defenses. 7. Destroys equipment and supplies. 8. Inflicts heavy casualties. 9. Isolates the combat service support (CSS) base by blocking reinforcements. 10. Forces enemy units to displace. 11. Avoids being fixed in one position. 12. Withdraws before the CSS base is reinforced with tactical combat forces.

TASK: Surrender to the Capturing Unit on the Battlefield (5-OPFOR-0024)

CONDITION: The enemy has captured the opposing forces (OPFOR) element's soldiers, documents, and equipment sensitive to the OPFOR tactical operations.

STANDARD: The OPFOR soldiers retain or destroy documents and equipment. The OPFOR element surrenders documents and equipment of no tactical use to the enemy and attempts to conceal or destroy items of tactical value. The OPFOR element attempts escape and evasion. 1. Prevents the successful capture of documents and equipment. 2. Destroys documents and equipment. 3. Removes identifying markings from equipment. 4. Removes unit-identifying insignia. 5. Provides misleading information. 6. Plans an escape. 7. Delays movement to the nearest collection point. 8. Prevents safeguarding of enemy prisoners of war (EPWs) in order to cause embarrassment to the United States (US).

- ELEMENTS:** Section
 Command Section
 Headquarters Detachment
 S1 Section
 S2 and S3 Section
 S4 Section
 Communication Section

TASK: Transport Casualties (for Units Without Medical Treatment Personnel) (08-2-C316.05-T01A)
 (FM 8-10-6) (AR 200-1) (AR 385-10)
 (FM 12-6) (FM 57-38)

ITERATION: 1 2 3 4 5 M (Circle)

COMMANDER/LEADER ASSESSMENT: T P U (Circle)

CONDITIONS: Unit personnel are wounded and some may be chemically contaminated. The unit has no organic medical treatment personnel. Threat force contact has been broken. Unit defenses have been reorganized. Casualties are transported from defensive positions to designated casualty collection points. All methods of transport are employed. Some wounded enemy prisoner of war (EPW) casualties may require transport. This task is performed simultaneously with other reorganization tasks. The tactical standing operating procedure (TACSOP) and the higher headquarters (HQ) operation order (OPORD) are available. Simplified collective-protection equipment (SCPE) is on hand and/or field-expedient and natural shelters are available. Some iterations of this task should be performed in MOPP4.

TASK STANDARDS: Casualties are transported as soon as the tactical situation permits according to the TACSOP, the OPORD, provisions of the Geneva Convention, and Field Manual (FM) 8-10-6. At mission-oriented protection posture (MOPP) 4, performance degradation factors increase the time required to transport casualties.

TASK STEPS AND PERFORMANCE MEASURES	GO	NO-GO
<p>* 1. The commander and leaders supervise the transport of casualties.</p> <ul style="list-style-type: none"> a. Monitored casualty transport operations for compliance with FM 8-10-6 and the TACSOP. b. Identified casualty collection points. c. Identified transport requirements. d. Supervised the preparation of casualties for transport. e. Coordinated the transport of casualties from the unit's area with the higher HQ personnel element according to FM 8-10-6 and the TACSOP. f. Coordinated security requirements for the pick-up site with subelements and the higher HQ operations element. g. Disseminated transport information to unit personnel. h. Forwarded the casualty feeder report and witness statements to the higher HQ personnel element according to FM 12-6 and the TACSOP. <p>2. Element personnel prepare casualties for transport.</p> <ul style="list-style-type: none"> a. Provided first aid treatment to casualties. <p>NOTE: See Task 08-2-0003.05-T01A for detailed treatment procedures.</p> <ul style="list-style-type: none"> b. Reported casualties, as required. c. Collected classified documents such as the signal operation instructions (SOI) and standing signal instructions (SSI), maps, overlays, and key lists. d. Secured the custody of organizational equipment according to the TACSOP. e. Forwarded casualty feeder reports to unit HQ according to the TACSOP. 		

TASK STEPS AND PERFORMANCE MEASURES	GO	NO-GO
<p>3. Element personnel transport casualties to casualty collection points using manual carries.</p> <ol style="list-style-type: none"> a. Selected the type of manual carry appropriate to the situation and the injury. b. Transported the casualty without causing further injury according to FM 8-10-6. <p>4. Unit personnel transport casualties to casualty collection points using litter carries.</p> <ol style="list-style-type: none"> a. Identified litter teams. b. Constructed an improvised litter from available material, as required. c. Secured the casualty on the litter. d. Transported the casualty without causing further injury according to FM 8-10-6. <p>5. Element personnel transport casualties to a medical treatment facility (MTF) using available vehicles.</p> <ol style="list-style-type: none"> a. Loaded the maximum number of casualties according to FM 8-10-6. b. Secured casualties in the vehicle. c. Transported casualties without causing further injury according to FM 8-10-6. <p>* 6. The commander and leaders request aeromedical evacuation.</p> <ol style="list-style-type: none"> a. Transmitted the request according to FM 8-10-6, the OPORD, and the TACSOP. b. Selected the landing site (which provides sufficient space for helicopter hover, landing, and take-off) according to FMs 8-10-6 and 57-38. c. Supervised the removal of all dangerous objects likely to be blown about before aircraft arrival. d. Supervised the security of the landing site according to the TACSOP. e. Ensured that the landing zone (LZ) was appropriately marked (light sets, smoke, and so forth) according to the TACSOP, if required. <p>7. Element personnel assist in loading the ambulance.</p> <ol style="list-style-type: none"> a. Employed the proper carrying and loading techniques according to FM 8-10-6. b. Loaded casualties in the sequence directed by the crew. c. Loaded casualties without causing unnecessary discomfort. d. Employed safety procedures according to Army Regulation (AR) 385-10, FM 8-10-6, and the TACSOP. e. Employed environmental-protection procedures according to AR 200-1 and the TACSOP. <p>8. Element personnel transport chemically contaminated casualties.</p> <ol style="list-style-type: none"> a. Assumed MOPP 4. b. Marked contaminated casualties according to the TACSOP. c. Notified the supporting MTF that contaminated casualties were en route to their location. d. Transported casualties directly to a designated decontamination and treatment station. e. Protected casualties from further contamination during transport. <p>9. Unit personnel transport EPW casualties.</p> <ol style="list-style-type: none"> a. Maintained security of EPW casualties according to the TACSOP. b. Searched EPW casualties for weapons and ordnance before transport. 		

TASK STEPS AND PERFORMANCE MEASURES	GO	NO-GO
c. Transported EPW casualties according to the provisions of the Geneva Convention and the TACSOP.		

TASK PERFORMANCE / EVALUATION SUMMARY BLOCK							
ITERATION	1	2	3	4	5	M	TOTAL
TOTAL TASK STEPS EVALUATED							
TOTAL TASK STEPS "GO"							
TRAINING STATUS "GO"/"NO-GO"							

"*" indicates a leader task step.

SUPPORTING INDIVIDUAL TASKS: NONE

SUPPORTING COLLECTIVE TASKS: NONE

OPFOR TASKS AND STANDARDS

TASK: Disrupt a Route Reconnaissance (5-OPFOR-0021)

CONDITION: The enemy is conducting a route reconnaissance. The opposing forces (OPFOR) element is positioned along the enemy's route.

STANDARD: The OPFOR element attempts to disrupt a squad/section conducting a route reconnaissance. 1. Prevents the unit from meeting its specified time schedule. 2. Forces the unit to deviate from its specified route. 3. Prevents the unit from reaching its assigned destination. 4. Surprises the squad/section. 5. Inflicts casualties on the unit.

TASK: Conduct an Aerial Reconnaissance (5-OPFOR-0010)

CONDITION: The opposing forces (OPFOR) headquarters (HQ) element requires intelligence on the locations and identification of enemy elements. An aircraft is dispatched to take photographs and make a visual inspection of the enemy rear area.

STANDARD: The OPFOR element gathers photograph intelligence of the enemy. 1. Photographs the assigned sectors. 2. Makes quick visual checks where the ceiling is low. 3. Locates enemy positions in the area, particularly support and storage bases, and command and control (C2) facilities. 4. Sustains no loss of aircraft. 5. Reports priority intelligence requirements (PIR) and other information requirements to the OPFOR HQ.

TASK: Conduct a Raid (5-OPFOR-0004)

CONDITION: The opposing forces (OPFOR) element has occupied an objective rally point and has orders to conduct a raid on a combat service support (CSS) base.

STANDARD: The OPFOR element infiltrates the enemy's base and destroys all of the targets. 1. Surprises the enemy forces. 2. Assaults the support base and accomplishes the assigned tasks. 3. Destroys the specified equipment and supplies. 4. Avoids being decisively engaged. 5. Withdraws all personnel from the objective areas within the time prescribed. 6. Obtains all priority intelligence requirements (PIR) from the raid site. 7. Sustains only light casualties from enemy fire.

TASK: Defeat Obstacles (5-OPFOR-0009)

CONDITION: The opposing forces (OPFOR) element encounters an obstacle that blocks the avenue of approach as it advances upon the enemy forces.

STANDARD: The OPFOR element bypasses or breaches the enemy obstacle. 1. Detects the obstacle before halting its main body. 2. Defeats the obstacle. a. Bypasses the obstacle without entering the engagement areas. b. Breaches the obstacle within 45 minutes and passes its entire force through the obstacle. 3. Does not incur degradation to the point that the mission must be discontinued.

TASK: Conduct an Attack (5-OPFOR-0008)

CONDITION: The enemy is conducting tactical operations. The opposing forces (OPFOR) element receives orders to attack the enemy, the area of occupation, or the main supply route (MSR) with smoke.

STANDARD: The OPFOR element disrupts the enemy's movement and smoke operations. 1. Determines the delivery method of the smoke attack. 2. Locates the target. 3. Delivers the smoke attack downwind. 4. Attacks the enemy with smoke, and surge attacks when the enemy responds to the smoke.

TASK: Disrupt Construction of Vehicle Fighting Positions (5-OPFOR-0020)

CONDITION: The opposing forces (OPFOR) element has located the enemy. The priority intelligence requirements (PIR) and other intelligence obtained by OPFOR patrols indicate the enemy is constructing vehicle fighting positions within its defensive area. The OPFOR element has automatic and antiarmor weapons and light mortars.

STANDARD: The OPFOR element attempts to disrupt the enemy's efforts to establish vehicle fighting positions. 1. Locates the defensive area. 2. Surprises the main body. 3. Penetrates the defensive area with squad-size probes. 4. Inflicts casualties on the unit. 5. Destroys vehicles. 6. Disrupts the unit's preparations (prevents or delays beyond the unit's allotted time).

TASK: Disrupt an Engineer Reconnaissance (5-OPFOR-0022)

CONDITION: The enemy is conducting an engineer reconnaissance. The opposing forces (OPFOR) element is positioned along the enemy's route.

STANDARD: The OPFOR element disrupts an engineer reconnaissance. 1. Prevents the unit from meeting its specified time schedule. 2. Forces the unit to deviate from its specified route. 3. Prevents the unit from accomplishing its assigned engineer reconnaissance. 4. Surprises the unit conducting the reconnaissance.

TASK: Conduct Terrorist and Saboteur Attacks (5-OPFOR-0005)

CONDITION: The opposing forces (OPFOR) element dispatches small teams into the enemy's rear area to disrupt combat service support (CSS) operations.

STANDARD: The enemy sustains disrupted command and control (C2), destroyed equipment and supplies, and light casualties. 1. Locates rear support bases and C2 facilities. 2. Delays and disrupts CSS operations through probes. 3. Infiltrates CSS bases to conduct sabotage and terrorist activities. 4. Inflicts light casualties. 5. Destroys supplies and equipment.

TASK: Defend a Minefield (5-OPFOR-0023)

CONDITION: The enemy is conducting a minefield sweeping operation. The opposing forces (OPFOR) element has a minefield placed in the enemy's path. The minefield is under constant observation and fire.

STANDARD: The OPFOR element defends a minefield against an enemy element conducting a minefield sweeping operation. 1. Prevents the unit from detecting the obstacle. 2. Disrupts the minefield sweeping operation. 3. Prevents the unit from conducting the minefield sweeping operation, prevents the unit from moving all personnel through the breach or delays the completion of the minefield sweeping operation for more than 45 minutes.

TASK: Conduct an Ambush (5-OPFOR-0007)

CONDITION: The enemy is moving in a convoy. The opposing forces (OPFOR) element is positioned along the enemy's route.

STANDARD: The OPFOR element inflicts casualties on the enemy and causes vehicle and equipment damage. 1. Prepares an ambush site before the element arrives. 2. Surprises march element forces. 3. Inflicts heavy casualties within the designated kill zone. 4. Inflicts heavy damage to vehicles and equipment within the designated kill zone. 5. Delays the march element from reaching a specified destination for a specified period of time. 6. Withdraws on order. 7. Sustains no casualties. 8. Reports actions to superiors.

TASK: Maintain Contact (5-OPFOR-0003)

CONDITION: The opposing forces (OPFOR) element is engaged with enemy base defense forces. The enemy forces are withdrawing under pressure.

STANDARD: The OPFOR element maintains enemy contact while the enemy withdraws. 1. Engages the enemy forces decisively. 2. Advances the OPFOR as the enemy forces withdraw. 3. Inflicts heavy casualties. 4. Captures the members of the enemy force. 5. Captures documents and equipment. 6. Safeguards captured documents, equipment, and personnel.

TASK: Surrender to the Capturing Unit on the Battlefield (5-OPFOR-0024)

CONDITION: The enemy has captured the opposing forces (OPFOR) element's soldiers, documents, and equipment sensitive to the OPFOR tactical operations.

STANDARD: The OPFOR soldiers retain or destroy documents and equipment. The OPFOR element surrenders documents and equipment of no tactical use to the enemy and attempts to conceal or destroy items of tactical value. The OPFOR element attempts escape and evasion. 1. Prevents the successful capture of documents and equipment. 2. Destroys documents and equipment. 3. Removes identifying markings from equipment. 4. Removes unit-identifying insignia. 5. Provides misleading information. 6. Plans an escape. 7. Delays movement to the nearest collection point. 8. Prevents safeguarding of enemy prisoners of war (EPWs) in order to cause embarrassment to the United States (US).

TASK: Disrupt a Net Control Station (NCS) (5-OPFOR-0019)

CONDITION: The enemy has established a NCS. The opposing forces (OPFOR) element has radio and jamming equipment.

STANDARD: The OPFOR element attempts to disrupt an NCS. 1. Attempts to locate the radio frequency that the unit is operating on. 2. Attempts to enter the radio net. 3. Attempts to issue "bogus" orders to a unit on the net. 4. Jams the radio frequency and forces the unit to go to an alternate frequency.

TASK: Disrupt Defensive Preparations (5-OPFOR-0018)

CONDITION: The opposing forces (OPFOR) element has located the enemy. Priority intelligence requirements (PIR) and other intelligence requirements obtained by OPFOR patrols indicate that the enemy elements are establishing defensive positions. The OPFOR element has automatic and antiarmor weapons and light mortars.

STANDARD: The OPFOR element disrupts and delays the enemy's defensive preparations. 1. Locates and penetrates the enemy's security system. 2. Forces the enemy to delay defensive preparations. 3. Disrupts the enemy's obstacle preparations.

TASK: Disrupt Enemy Movement and Operations Using Tactical Nuclear Weapons (5-OPFOR-0016)

CONDITION: The opposing forces (OPFOR) element has located the enemy. Priority intelligence requirements (PIR) and other intelligence requirements have been obtained by OPFOR patrols. Tactical nuclear weapons are employed against key locations in the rear area.

STANDARD: The OPFOR element disrupts enemy movement and operations. 1. Disrupts or delays the movement of the enemy's equipment and supplies to the forward areas. 2. Destroys enemy equipment and supplies. 3. Inflicts a high rate of nuclear casualties among the enemy forces. 4. Denies the enemy the use of specified areas. 5. Contaminates the enemy's equipment and supplies.

TASK: Disrupt Quarters Party Operations (5-OPFOR-0017)

CONDITION: The enemy is conducting quarters party operations. It has established an assembly area (AA) but has not moved in the main body.

STANDARD: The opposing forces (OPFOR) element attempts to disrupt quarters party operations and infiltrate the enemy's AA. 1. Locates the quarters party and the AA. 2. Surprises the main body. 3. Penetrates the AA with squad-size probes. 4. Inflicts personnel casualties and vehicle damage. 5. Disrupts the unit's preparations (prevents or delays beyond the unit's allotted time).

TASK: Disrupt Enemy Movement and Operations Using Persistent and Nonpersistent Chemical Weapons (5-OPFOR-0015)

CONDITION: The opposing forces (OPFOR) element has located the enemy. Priority intelligence requirements (PIR) and other intelligence requirements have been obtained by OPFOR patrols. The OPFOR units deliver chemical agents, by means of conventional artillery weapons or aircraft, along selected supply routes and key bases in the rear area.

STANDARD: The OPFOR element disrupts enemy movement and operations using persistent and nonpersistent chemical weapons. 1. Delivers chemical agents in low and densely wooded areas. 2. Delays the movement of enemy supplies and equipment to the forward areas. 3. Restricts the movement of the enemy units in the rear area. 4. Channels the movement of enemy units into predesignated ambush areas. 5. Contaminates enemy supplies and equipment. 6. Inflicts a high rate of casualties on enemy forces.

TASK: Disrupt Movement (5-OPFOR-0014)

CONDITION: The enemy is expected to move through the opposing forces (OPFOR) element's area of operations. The OPFOR element has received an operation order (OPORD) or fragmentary order (FRAGO) to disrupt enemy movement. The enemy has the capability to defend with direct fire and antiarmor weapons.

STANDARD: The OPFOR element delays enemy movement. 1. Delays the element. 2. Forces the element to deviate from its route. 3. Prevents the element from reaching its destination. 4. Surprises the element's main body.

TASK: Counter Passage of Lines (5-OPFOR-0012)

CONDITION: Enemy forces are in defensive positions, but they are expected to attempt passage-of-lines operations. The opposing forces (OPFOR) received orders to disrupt enemy passage-of-lines operations.

STANDARD: The OPFOR element delays or prevents enemy passage of lines. 1. Delays the passage. 2. Prevents the company from moving all personnel through the stationary unit. 3. Engages the main body of either the moving or the stationary unit.

TASK: Disrupt Assembly Area (AA) Activities (5-OPFOR-0013)

CONDITION: Intelligence reports indicate that platoon- and company-size enemy units are operating in the opposing forces (OPFOR) area of operations. Enemy units can defend from AAs with direct fire, antiarmor weapons, and indirect fire. The enemy has close air support (CAS) and nuclear, biological, and chemical (NBC) capabilities.

STANDARD: The OPFOR element locates and disrupts the enemy's AA activities. 1. Locates the element's AA. 2. Probes the AA with squad- or team-size elements. 3. Inflicts more than 5 percent casualties on the element. 4. Disrupts the element's preparations (prevents or delays beyond the element's allotted time).

TASK: Attack (5-OPFOR-0001)

CONDITION: The opposing forces (OPFOR) element has located the enemy. The priority intelligence requirements (PIR) and other intelligence requirements have been obtained by OPFOR patrols. The OPFOR element has automatic and antiarmor weapons and light mortars.

STANDARD: The OPFOR element attempts to seize the terrain, vehicles, or equipment. 1. Develops an attack plan. 2. Surprises the enemy unit's main body. 3. Initiates the attack using a scheme of maneuver that exploits the enemy's flanks, gaps, and weaknesses. 4. Uses covered and concealed routes to approach the enemy forces' flanks, gaps, or weakly held areas. 5. Employs indirect fire to support the attack. 6. Penetrates enemy defenses. 7. Destroys equipment and supplies. 8. Inflicts heavy casualties. 9. Isolates the combat service support (CSS) base by blocking reinforcements. 10. Forces enemy units to displace. 11. Avoids being fixed in one position. 12. Withdraws before the CSS base is reinforced with tactical combat forces.

TASK: Conduct Air Attacks (5-OPFOR-0002)

CONDITION: The opposing forces (OPFOR) element in the rear area has forwarded the positions of the enemy support sites or the locations of moving elements. The OPFOR aircraft have been dispatched to attack enemy installations or convoys.

STANDARD: The OPFOR element attempts to delay, disrupt, or damage the enemy targets by air. 1. Locates the target (support sites or convoys). 2. Makes attack runs on the designated targets. 3. Inflicts heavy damage to the selected target. 4. Sustains no loss of aircraft. 5. Delays moving the force for more than one hour.

TASK: Conduct Sniper Operations (5-OPFOR-0006)

CONDITION: The opposing forces (OPFOR) element has assigned snipers (regular or irregular elements) in the enemy's rear area along the main supply route (MSR) and near support sites.

STANDARD: The OPFOR element kills or wounds targets. 1. Sets up a well-concealed location. 2. Engages vehicle drivers or personnel on foot with short bursts of semiautomatic fire. 3. Kills or wounds selected targets. 4. Prevents the position from being discovered by enemy forces. 5. Evacuates the area without being spotted. 6. Reports all specified priority intelligence requirements (PIR) and other intelligence requirements to the OPFOR headquarters (HQ).

- ELEMENTS:** Section
 Command Section
 Headquarters Detachment
 S1 Section
 S2 and S3 Section
 S4 Section
 Communication Section

TASK: Conduct Battlefield Stress Reduction and Stress Prevention Procedures (08-2-R303.05-T01A)
 (FM 8-51) (FM 22-51)

ITERATION: 1 2 3 4 5 M (Circle)

COMMANDER/LEADER ASSESSMENT: T P U (Circle)

CONDITIONS: Combat health support (CHS) operations have commenced. Element personnel are deployed in support of higher headquarters (HQ) operations. The unit's sleep plan and the tactical standing operating procedure (TACSOP) to manage battle fatigue (BF) soldiers have been developed. Personnel have been cross-trained on critical tasks. Operations are continuous over a prolonged period, causing stressful situations for personnel. The commander has directed that procedures for managing battlefield stress be implemented. Simplified collective-protection equipment (SCPE) is on hand or field-expedient and natural shelters are available.

NOTE: Due to the technical knowledge and skills required to perform some military occupational specialty (MOS) specific tasks, caution must be exercised when cross-training personnel. For instance, nonmedical personnel cannot be cross-trained to perform MOS specific medical tasks. Some iterations of this task should be performed in MOPP4.

TASK STANDARDS: The element applies techniques that counter battlefield stress. At mission-oriented protection posture (MOPP) 4, performance degradation factors increase the need for stress prevention implementation. The time required to perform this task is increased when conducting it in MOPP 4.

TASK STEPS AND PERFORMANCE MEASURES	GO	NO-GO
<ul style="list-style-type: none"> * 1. The commander and leaders perform stress prevention leader actions. <ul style="list-style-type: none"> a. Issued warning orders, operation orders (OPORDs), and fragmentary orders (FRAGOs) to the lowest possible level. b. Provided soldiers with an accurate assessment of the friendly and enemy situation. c. Briefed the leaders' intention to all unit personnel. d. Spoke positively concerning the unit's missions, purpose, and abilities. e. Encouraged a positive attitude throughout the unit. f. Instituted an information dissemination plan designed to quell and prevent rumors. g. Informed personnel of the availability of religious support. * 2. The commander and leaders implement the sleep plan. <ul style="list-style-type: none"> a. Provided a safe and secure area away from vehicles and other high-noise activities. b. Adjusted the sleep plan as dictated by the tactical situation. c. Enforced the sleep plan according to the TACSOP. * 3. Leaders implement task rotation or restructuring procedures. <ul style="list-style-type: none"> a. Alternated cross-trained unit personnel on critical tasks, as required. b. Rotated unit personnel between demanding and nondemanding tasks. 		

TASK STEPS AND PERFORMANCE MEASURES	GO	NO-GO
<p>c. Assigned two soldiers to function independently on tasks requiring a high degree of accuracy.</p> <p>d. Adjusted task rotation policies and procedures to the tactical situation.</p> <p>* 4. Leaders implement stress coping and management techniques.</p> <p>a. Integrated new unit members into the unit immediately.</p> <p>b. Assisted soldiers in resolving home front problems.</p> <p>c. Implemented a buddy system to observe signs of stress or battle fatigue (BF) among soldiers and leaders.</p> <p>d. Provided instruction on relaxation techniques to all personnel before deployment.</p> <p>e. Conducted after-action debriefings.</p> <p>f. Scheduled a critical-event debriefing after any especially traumatic event according to Field Manual (FM) 22-51.</p> <p>g. Conducted unit award, decoration, recognition, and memorial ceremonies.</p> <p>* 5. The commander and leaders implement stress control techniques.</p> <p>a. Implemented a plan to deal with mild, seriously stressed, or BF cases.</p> <p>b. Assigned soldiers showing signs of severe stress or BF to simple tasks.</p> <p>c. Directed personnel to be supportive of stressed or BF soldiers.</p> <p>d. Referred soldiers showing signs of serious stress or BF to the supporting medical treatment facility (MTF) for evaluation.</p> <p>e. Reintegrated return-to-duty (RTD) soldiers into their specific element.</p> <p>6. Element personnel employ stress prevention measures.</p> <p>a. Maintained a positive attitude concerning the unit's mission, purpose, and abilities.</p> <p>b. Complied with the commander's sleep plan.</p> <p>c. Identified other soldiers with signs of stress or BF.</p> <p>d. Provided immediate buddy aid support.</p> <p>e. Reported signs of stress or BF in other soldiers to their immediate supervisor.</p> <p>f. Accepted new unit members immediately.</p> <p>g. Practiced relaxation techniques at appropriate times and places.</p> <p>h. Participated in buddy systems and after-action debriefings.</p>		

TASK PERFORMANCE / EVALUATION SUMMARY BLOCK							
ITERATION	1	2	3	4	5	M	TOTAL
TOTAL TASK STEPS EVALUATED							
TOTAL TASK STEPS "GO"							
TRAINING STATUS "GO"/"NO-GO"							

"*" indicates a leader task step.

SUPPORTING INDIVIDUAL TASKS: NONE

SUPPORTING COLLECTIVE TASKS

Task Number	Task Title
05-2-7008	Prepare an Operation Order (OPORD) (Company/Platoon)

OPFOR TASKS AND STANDARDS

TASK: Disrupt a Route Reconnaissance (5-OPFOR-0021)

CONDITION: The enemy is conducting a route reconnaissance. The opposing forces (OPFOR) element is positioned along the enemy's route.

STANDARD: The OPFOR element attempts to disrupt a squad/section conducting a route reconnaissance. 1. Prevents the unit from meeting its specified time schedule. 2. Forces the unit to deviate from its specified route. 3. Prevents the unit from reaching its assigned destination. 4. Surprises the squad/section. 5. Inflicts casualties on the unit.

TASK: Conduct an Aerial Reconnaissance (5-OPFOR-0010)

CONDITION: The opposing forces (OPFOR) headquarters (HQ) element requires intelligence on the locations and identification of enemy elements. An aircraft is dispatched to take photographs and make a visual inspection of the enemy rear area.

STANDARD: The OPFOR element gathers photograph intelligence of the enemy. 1. Photographs the assigned sectors. 2. Makes quick visual checks where the ceiling is low. 3. Locates enemy positions in the area, particularly support and storage bases, and command and control (C2) facilities. 4. Sustains no loss of aircraft. 5. Reports priority intelligence requirements (PIR) and other information requirements to the OPFOR HQ.

TASK: Conduct a Raid (5-OPFOR-0004)

CONDITION: The opposing forces (OPFOR) element has occupied an objective rally point and has orders to conduct a raid on a combat service support (CSS) base.

STANDARD: The OPFOR element infiltrates the enemy's base and destroys all of the targets. 1. Surprises the enemy forces. 2. Assaults the support base and accomplishes the assigned tasks. 3. Destroys the specified equipment and supplies. 4. Avoids being decisively engaged. 5. Withdraws all personnel from the objective areas within the time prescribed. 6. Obtains all priority intelligence requirements (PIR) from the raid site. 7. Sustains only light casualties from enemy fire.

TASK: Defeat Obstacles (5-OPFOR-0009)

CONDITION: The opposing forces (OPFOR) element encounters an obstacle that blocks the avenue of approach as it advances upon the enemy forces.

STANDARD: The OPFOR element bypasses or breaches the enemy obstacle. 1. Detects the obstacle before halting its main body. 2. Defeats the obstacle. a. Bypasses the obstacle without entering the engagement areas. b. Breaches the obstacle within 45 minutes and passes its entire force through the obstacle. 3. Does not incur degradation to the point that the mission must be discontinued.

TASK: Conduct an Attack (5-OPFOR-0008)

CONDITION: The enemy is conducting tactical operations. The opposing forces (OPFOR) element receives orders to attack the enemy, the area of occupation, or the main supply route (MSR) with smoke.

STANDARD: The OPFOR element disrupts the enemy's movement and smoke operations. 1. Determines the delivery method of the smoke attack. 2. Locates the target. 3. Delivers the smoke attack downwind. 4. Attacks the enemy with smoke, and surge attacks when the enemy responds to the smoke.

TASK: Disrupt Construction of Vehicle Fighting Positions (5-OPFOR-0020)

CONDITION: The opposing forces (OPFOR) element has located the enemy. The priority intelligence requirements (PIR) and other intelligence obtained by OPFOR patrols indicate the enemy is constructing vehicle fighting positions within its defensive area. The OPFOR element has automatic and antiarmor weapons and light mortars.

STANDARD: The OPFOR element attempts to disrupt the enemy's efforts to establish vehicle fighting positions. 1. Locates the defensive area. 2. Surprises the main body. 3. Penetrates the defensive area with squad-size probes. 4. Inflicts casualties on the unit. 5. Destroys vehicles. 6. Disrupts the unit's preparations (prevents or delays beyond the unit's allotted time).

TASK: Disrupt an Engineer Reconnaissance (5-OPFOR-0022)

CONDITION: The enemy is conducting an engineer reconnaissance. The opposing forces (OPFOR) element is positioned along the enemy's route.

STANDARD: The OPFOR element disrupts an engineer reconnaissance. 1. Prevents the unit from meeting its specified time schedule. 2. Forces the unit to deviate from its specified route. 3. Prevents the unit from accomplishing its assigned engineer reconnaissance. 4. Surprises the unit conducting the reconnaissance.

TASK: Conduct Terrorist and Saboteur Attacks (5-OPFOR-0005)

CONDITION: The opposing forces (OPFOR) element dispatches small teams into the enemy's rear area to disrupt combat service support (CSS) operations.

STANDARD: The enemy sustains disrupted command and control (C2), destroyed equipment and supplies, and light casualties. 1. Locates rear support bases and C2 facilities. 2. Delays and disrupts CSS operations through probes. 3. Infiltrates CSS bases to conduct sabotage and terrorist activities. 4. Inflicts light casualties. 5. Destroys supplies and equipment.

TASK: Defend a Minefield (5-OPFOR-0023)

CONDITION: The enemy is conducting a minefield sweeping operation. The opposing forces (OPFOR) element has a minefield placed in the enemy's path. The minefield is under constant observation and fire.

STANDARD: The OPFOR element defends a minefield against an enemy element conducting a minefield sweeping operation. 1. Prevents the unit from detecting the obstacle. 2. Disrupts the minefield sweeping operation. 3. Prevents the unit from conducting the minefield sweeping operation, prevents the unit from moving all personnel through the breach or delays the completion of the minefield sweeping operation for more than 45 minutes.

TASK: Conduct an Ambush (5-OPFOR-0007)

CONDITION: The enemy is moving in a convoy. The opposing forces (OPFOR) element is positioned along the enemy's route.

STANDARD: The OPFOR element inflicts casualties on the enemy and causes vehicle and equipment damage. 1. Prepares an ambush site before the element arrives. 2. Surprises march element forces. 3. Inflicts heavy casualties within the designated kill zone. 4. Inflicts heavy damage to vehicles and equipment within the designated kill zone. 5. Delays the march element from reaching a specified destination for a specified period of time. 6. Withdraws on order. 7. Sustains no casualties. 8. Reports actions to superiors.

TASK: Maintain Contact (5-OPFOR-0003)

CONDITION: The opposing forces (OPFOR) element is engaged with enemy base defense forces. The enemy forces are withdrawing under pressure.

STANDARD: The OPFOR element maintains enemy contact while the enemy withdraws. 1. Engages the enemy forces decisively. 2. Advances the OPFOR as the enemy forces withdraw. 3. Inflicts heavy casualties. 4. Captures the members of the enemy force. 5. Captures documents and equipment. 6. Safeguards captured documents, equipment, and personnel.

TASK: Disrupt a Net Control Station (NCS) (5-OPFOR-0019)

CONDITION: The enemy has established a NCS. The opposing forces (OPFOR) element has radio and jamming equipment.

STANDARD: The OPFOR element attempts to disrupt an NCS. 1. Attempts to locate the radio frequency that the unit is operating on. 2. Attempts to enter the radio net. 3. Attempts to issue "bogus" orders to a unit on the net. 4. Jams the radio frequency and forces the unit to go to an alternate frequency.

TASK: Disrupt Defensive Preparations (5-OPFOR-0018)

CONDITION: The opposing forces (OPFOR) element has located the enemy. Priority intelligence requirements (PIR) and other intelligence requirements obtained by OPFOR patrols indicate that the enemy elements are establishing defensive positions. The OPFOR element has automatic and antiarmor weapons and light mortars.

STANDARD: The OPFOR element disrupts and delays the enemy's defensive preparations. 1. Locates and penetrates the enemy's security system. 2. Forces the enemy to delay defensive preparations. 3. Disrupts the enemy's obstacle preparations.

TASK: Disrupt Enemy Movement and Operations Using Tactical Nuclear Weapons (5-OPFOR-0016)

CONDITION: The opposing forces (OPFOR) element has located the enemy. Priority intelligence requirements (PIR) and other intelligence requirements have been obtained by OPFOR patrols. Tactical nuclear weapons are employed against key locations in the rear area.

STANDARD: The OPFOR element disrupts enemy movement and operations. 1. Disrupts or delays the movement of the enemy's equipment and supplies to the forward areas. 2. Destroys enemy equipment and supplies. 3. Inflicts a high rate of nuclear casualties among the enemy forces. 4. Denies the enemy the use of specified areas. 5. Contaminates the enemy's equipment and supplies.

TASK: Disrupt Quartering Party Operations (5-OPFOR-0017)

CONDITION: The enemy is conducting quartering party operations. It has established an assembly area (AA) but has not moved in the main body.

STANDARD: The opposing forces (OPFOR) element attempts to disrupt quartering party operations and infiltrate the enemy's AA. 1. Locates the quartering party and the AA. 2. Surprises the main body. 3. Penetrates the AA with squad-size probes. 4. Inflicts personnel casualties and vehicle damage. 5. Disrupts the unit's preparations (prevents or delays beyond the unit's allotted time).

TASK: Disrupt Enemy Movement and Operations Using Persistent and Nonpersistent Chemical Weapons (5-OPFOR-0015)

CONDITION: The opposing forces (OPFOR) element has located the enemy. Priority intelligence requirements (PIR) and other intelligence requirements have been obtained by OPFOR patrols. The OPFOR units deliver chemical agents, by means of conventional artillery weapons or aircraft, along selected supply routes and key bases in the rear area.

STANDARD: The OPFOR element disrupts enemy movement and operations using persistent and nonpersistent chemical weapons. 1. Delivers chemical agents in low and densely wooded areas. 2. Delays the movement of enemy supplies and equipment to the forward areas. 3. Restricts the movement of the enemy units in the rear area. 4. Channels the movement of enemy units into predesignated ambush areas. 5. Contaminates enemy supplies and equipment. 6. Inflicts a high rate of casualties on enemy forces.

TASK: Disrupt Movement (5-OPFOR-0014)

CONDITION: The enemy is expected to move through the opposing forces (OPFOR) element's area of operations. The OPFOR element has received an operation order (OPORD) or fragmentary order (FRAGO) to disrupt enemy movement. The enemy has the capability to defend with direct fire and antiarmor weapons.

STANDARD: The OPFOR element delays enemy movement. 1. Delays the element. 2. Forces the element to deviate from its route. 3. Prevents the element from reaching its destination. 4. Surprises the element's main body.

TASK: Counter Passage of Lines (5-OPFOR-0012)

CONDITION: Enemy forces are in defensive positions, but they are expected to attempt passage-of-lines operations. The opposing forces (OPFOR) received orders to disrupt enemy passage-of-lines operations.

STANDARD: The OPFOR element delays or prevents enemy passage of lines. 1. Delays the passage. 2. Prevents the company from moving all personnel through the stationary unit. 3. Engages the main body of either the moving or the stationary unit.

TASK: Disrupt Assembly Area (AA) Activities (5-OPFOR-0013)

CONDITION: Intelligence reports indicate that platoon- and company-size enemy units are operating in the opposing forces (OPFOR) area of operations. Enemy units can defend from AAs with direct fire, antiarmor weapons, and indirect fire. The enemy has close air support (CAS) and nuclear, biological, and chemical (NBC) capabilities.

STANDARD: The OPFOR element locates and disrupts the enemy's AA activities. 1. Locates the element's AA. 2. Probes the AA with squad- or team-size elements. 3. Inflicts more than 5 percent casualties on the element. 4. Disrupts the element's preparations (prevents or delays beyond the element's allotted time).

TASK: Attack (5-OPFOR-0001)

CONDITION: The opposing forces (OPFOR) element has located the enemy. The priority intelligence requirements (PIR) and other intelligence requirements have been obtained by OPFOR patrols. The OPFOR element has automatic and antiarmor weapons and light mortars.

STANDARD: The OPFOR element attempts to seize the terrain, vehicles, or equipment. 1. Develops an attack plan. 2. Surprises the enemy unit's main body. 3. Initiates the attack using a scheme of maneuver that exploits the enemy's flanks, gaps, and weaknesses. 4. Uses covered and concealed routes to approach the enemy forces' flanks, gaps, or weakly held areas. 5. Employs indirect fire to support the attack. 6. Penetrates enemy defenses. 7. Destroys equipment and supplies. 8. Inflicts heavy casualties. 9. Isolates the combat service support (CSS) base by blocking reinforcements. 10. Forces enemy units to displace. 11. Avoids being fixed in one position. 12. Withdraws before the CSS base is reinforced with tactical combat forces.

TASK: Surrender to the Capturing Unit on the Battlefield (5-OPFOR-0024)

CONDITION: The enemy has captured the opposing forces (OPFOR) element's soldiers, documents, and equipment sensitive to the OPFOR tactical operations.

STANDARD: The OPFOR soldiers retain or destroy documents and equipment. The OPFOR element surrenders documents and equipment of no tactical use to the enemy and attempts to conceal or destroy items of tactical value. The OPFOR element attempts escape and evasion. 1. Prevents the successful capture of documents and equipment. 2. Destroys documents and equipment. 3. Removes identifying markings from equipment. 4. Removes unit-identifying insignia. 5. Provides misleading information. 6. Plans an escape. 7. Delays movement to the nearest collection point. 8. Prevents safeguarding of enemy prisoners of war (EPWs) in order to cause embarrassment to the United States (US).

TASK: Conduct Air Attacks (5-OPFOR-0002)

CONDITION: The opposing forces (OPFOR) element in the rear area has forwarded the positions of the enemy support sites or the locations of moving elements. The OPFOR aircraft have been dispatched to attack enemy installations or convoys.

STANDARD: The OPFOR element attempts to delay, disrupt, or damage the enemy targets by air. 1. Locates the target (support sites or convoys). 2. Makes attack runs on the designated targets. 3. Inflicts heavy damage to the selected target. 4. Sustains no loss of aircraft. 5. Delays moving the force for more than one hour.

TASK: Conduct Sniper Operations (5-OPFOR-0006)

CONDITION: The opposing forces (OPFOR) element has assigned snipers (regular or irregular elements) in the enemy's rear area along the main supply route (MSR) and near support sites.

STANDARD: The OPFOR element kills or wounds targets. 1. Sets up a well-concealed location. 2. Engages vehicle drivers or personnel on foot with short bursts of semiautomatic fire. 3. Kills or wounds selected targets. 4. Prevents the position from being discovered by enemy forces. 5. Evacuates the area without being spotted. 6. Reports all specified priority intelligence requirements (PIR) and other intelligence requirements to the OPFOR headquarters (HQ).

- ELEMENTS:** Section
 Command Section
 Headquarters Detachment
 S1 Section
 S2 and S3 Section
 S4 Section
 Communication Section

TASK: Perform Field Sanitation Functions (08-2-R315.05-T01A)
 (FM 21-10) (AR 200-1) (AR 385-10)
 (AR 40-5) (FM 4-25.12)

ITERATION: 1 2 3 4 5 M (Circle)

COMMANDER/LEADER ASSESSMENT: T P U (Circle)

CONDITIONS: Health hazards exist that require field sanitation measures. The element is in the field without permanent sanitation or water facilities. The commander has selected and trained the unit's field sanitation team (FST). The combat health support (CHS) plan, the tactical standing operating procedure (TACSOP), and higher headquarters's (HQ) operation order (OPORD) are available. All required sanitation equipment is available. Field sanitation measures are continuous and are performed simultaneously with other operational tasks. Simplified collective-protection equipment (SCPE) is on hand and field-expedient and natural shelters are available. Some iterations of this task should be performed in MOPP4.

TASK STANDARDS: The FST performs field sanitation measures according to the TACSOP, Field Manuals (FMs) 21-10 and 21-10-1, and the commander's guidance. At mission-oriented protection posture (MOPP) 4, only minimum-essential field sanitation activities are performed. The time required to perform this task is increased when conducting it in mission-oriented protection posture (MOPP) 4.

TASK STEPS AND PERFORMANCE MEASURES	GO	NO-GO
<p>* 1. The commander directs field sanitation measures.</p> <ul style="list-style-type: none"> a. Directed field sanitation activities to counter a medical threat. b. Monitored field sanitation activities for compliance with FMs 21-10 and 21-10-1 and the TACSOP. c. Enforced individual field sanitation measures. d. Requested assistance from the supporting preventive medicine (PVNTMED) element for sanitation problems that were beyond the expertise of the unit's FST according to the TACSOP and the OPORD. e. Corrected field sanitation deficiencies. f. Reported field sanitation deficiencies that could not be corrected by unit personnel to the FST. g. Enforced safety procedures according to Army Regulation (AR) 385-10 and the TACSOP. h. Enforced environmental-protection procedures according to AR 200-1 and the TACSOP. <p>2. The FST supervises the unit's field sanitation measures.</p> <ul style="list-style-type: none"> a. Maintained the field sanitation basic load according to AR 40-5 and FM 21-10-1. b. Supervised the distribution of field sanitation basic load items according to AR 40-5 and FM 21-10-1. c. Tested the unit's water supply for the required chlorine residual level according to FM 21-10-1 and the TACSOP. 		

TASK STEPS AND PERFORMANCE MEASURES	GO	NO-GO
<ul style="list-style-type: none"> d. Inspected water containers and trailers according to FM 21-10-1 and the TACSOP. e. Monitored personnel to ensure that they used personal protective measures (skin, clothing, and bed net repellent) against arthropods and rodents according to applicable directives and the commander's guidance. f. Conducted rodent surveys, as required. g. Monitored personnel for the employment of correct hygiene measures. h. Monitored waste facilities and procedures for compliance with AR 40-5, FM 21-10-1, and the TACSOP, as required. i. Inspected latrines and urinals according to FM 21-10-1 and the TACSOP. j. Inspected liquid and solid waste-disposal facilities to ensure their compliance with AR 40-5, FM 21-10-1, and the TACSOP. k. Inspected hand-washing devices according to FM 21-10-1 and the TACSOP. l. Inspected the transport, storage, preparation, and service of food for compliance with FM 21-10-1 and the TACSOP. m. Provided advice, recommendations, and training requirements to the commander. n. Enforced safety procedures according to AR 385-10 and the TACSOP. o. Enforced environmental-protection procedures according to AR 200-1 and the TACSOP. <p>3. Unit personnel employ field sanitation measures.</p> <ul style="list-style-type: none"> a. Maintained the prescribed load of water purification materials according to AR 40-5, FM 21-10, and the TACSOP. b. Prepared nonpotable water for personal use according to FM 21-10 and the TACSOP. c. Consumed only water designated as potable. d. Maintained latrines and hand-washing facilities according to FM 21-10 and the TACSOP. e. Employed preventive measures against cold and heat injuries. f. Employed personal-hygiene measures. g. Employed preventive measures against arthropod and rodent infestation, to include using skin, clothing, and bed net repellent. h. Reported field sanitation deficiencies to the FST. i. Employed safety procedures according to AR 385-10 and the TACSOP. j. Employed environmental-protection procedures according to AR 200-1 and the TACSOP. 		

TASK PERFORMANCE / EVALUATION SUMMARY BLOCK							
ITERATION	1	2	3	4	5	M	TOTAL
TOTAL TASK STEPS EVALUATED							
TOTAL TASK STEPS "GO"							
TRAINING STATUS "GO"/"NO-GO"							

"*" indicates a leader task step.

SUPPORTING INDIVIDUAL TASKS: NONE

SUPPORTING COLLECTIVE TASKS: NONE**OPFOR TASKS AND STANDARDS**

TASK: Surrender to the Capturing Unit on the Battlefield (5-OPFOR-0024)

CONDITION: The enemy has captured the opposing forces (OPFOR) element's soldiers, documents, and equipment sensitive to the OPFOR tactical operations.

STANDARD: The OPFOR soldiers retain or destroy documents and equipment. The OPFOR element surrenders documents and equipment of no tactical use to the enemy and attempts to conceal or destroy items of tactical value. The OPFOR element attempts escape and evasion. 1. Prevents the successful capture of documents and equipment. 2. Destroys documents and equipment. 3. Removes identifying markings from equipment. 4. Removes unit-identifying insignia. 5. Provides misleading information. 6. Plans an escape. 7. Delays movement to the nearest collection point. 8. Prevents safeguarding of enemy prisoners of war (EPWs) in order to cause embarrassment to the United States (US).

TASK: Disrupt a Route Reconnaissance (5-OPFOR-0021)

CONDITION: The enemy is conducting a route reconnaissance. The opposing forces (OPFOR) element is positioned along the enemy's route.

STANDARD: The OPFOR element attempts to disrupt a squad/section conducting a route reconnaissance. 1. Prevents the unit from meeting its specified time schedule. 2. Forces the unit to deviate from its specified route. 3. Prevents the unit from reaching its assigned destination. 4. Surprises the squad/section. 5. Inflicts casualties on the unit.

TASK: Conduct an Aerial Reconnaissance (5-OPFOR-0010)

CONDITION: The opposing forces (OPFOR) headquarters (HQ) element requires intelligence on the locations and identification of enemy elements. An aircraft is dispatched to take photographs and make a visual inspection of the enemy rear area.

STANDARD: The OPFOR element gathers photograph intelligence of the enemy. 1. Photographs the assigned sectors. 2. Makes quick visual checks where the ceiling is low. 3. Locates enemy positions in the area, particularly support and storage bases, and command and control (C2) facilities. 4. Sustains no loss of aircraft. 5. Reports priority intelligence requirements (PIR) and other information requirements to the OPFOR HQ.

TASK: Conduct a Raid (5-OPFOR-0004)

CONDITION: The opposing forces (OPFOR) element has occupied an objective rally point and has orders to conduct a raid on a combat service support (CSS) base.

STANDARD: The OPFOR element infiltrates the enemy's base and destroys all of the targets. 1. Surprises the enemy forces. 2. Assaults the support base and accomplishes the assigned tasks. 3. Destroys the specified equipment and supplies. 4. Avoids being decisively engaged. 5. Withdraws all personnel from the objective areas within the time prescribed. 6. Obtains all priority intelligence requirements (PIR) from the raid site. 7. Sustains only light casualties from enemy fire.

TASK: Defeat Obstacles (5-OPFOR-0009)

CONDITION: The opposing forces (OPFOR) element encounters an obstacle that blocks the avenue of approach as it advances upon the enemy forces.

STANDARD: The OPFOR element bypasses or breaches the enemy obstacle. 1. Detects the obstacle before halting its main body. 2. Defeats the obstacle. a. Bypasses the obstacle without entering the engagement areas. b. Breaches the obstacle within 45 minutes and passes its entire force through the obstacle. 3. Does not incur degradation to the point that the mission must be discontinued.

TASK: Conduct an Attack (5-OPFOR-0008)

CONDITION: The enemy is conducting tactical operations. The opposing forces (OPFOR) element receives orders to attack the enemy, the area of occupation, or the main supply route (MSR) with smoke.

STANDARD: The OPFOR element disrupts the enemy's movement and smoke operations. 1. Determines the delivery method of the smoke attack. 2. Locates the target. 3. Delivers the smoke attack downwind. 4. Attacks the enemy with smoke, and surge attacks when the enemy responds to the smoke.

TASK: Disrupt Construction of Vehicle Fighting Positions (5-OPFOR-0020)

CONDITION: The opposing forces (OPFOR) element has located the enemy. The priority intelligence requirements (PIR) and other intelligence obtained by OPFOR patrols indicate the enemy is constructing vehicle fighting positions within its defensive area. The OPFOR element has automatic and antiarmor weapons and light mortars.

STANDARD: The OPFOR element attempts to disrupt the enemy's efforts to establish vehicle fighting positions. 1. Locates the defensive area. 2. Surprises the main body. 3. Penetrates the defensive area with squad-size probes. 4. Inflicts casualties on the unit. 5. Destroys vehicles. 6. Disrupts the unit's preparations (prevents or delays beyond the unit's allotted time).

TASK: Disrupt an Engineer Reconnaissance (5-OPFOR-0022)

CONDITION: The enemy is conducting an engineer reconnaissance. The opposing forces (OPFOR) element is positioned along the enemy's route.

STANDARD: The OPFOR element disrupts an engineer reconnaissance. 1. Prevents the unit from meeting its specified time schedule. 2. Forces the unit to deviate from its specified route. 3. Prevents the unit from accomplishing its assigned engineer reconnaissance. 4. Surprises the unit conducting the reconnaissance.

TASK: Conduct Terrorist and Saboteur Attacks (5-OPFOR-0005)

CONDITION: The opposing forces (OPFOR) element dispatches small teams into the enemy's rear area to disrupt combat service support (CSS) operations.

STANDARD: The enemy sustains disrupted command and control (C2), destroyed equipment and supplies, and light casualties. 1. Locates rear support bases and C2 facilities. 2. Delays and disrupts CSS operations through probes. 3. Infiltrates CSS bases to conduct sabotage and terrorist activities. 4. Inflicts light casualties. 5. Destroys supplies and equipment.

TASK: Defend a Minefield (5-OPFOR-0023)

CONDITION: The enemy is conducting a minefield sweeping operation. The opposing forces (OPFOR) element has a minefield placed in the enemy's path. The minefield is under constant observation and fire.

STANDARD: The OPFOR element defends a minefield against an enemy element conducting a minefield sweeping operation. 1. Prevents the unit from detecting the obstacle. 2. Disrupts the minefield sweeping operation. 3. Prevents the unit from conducting the minefield sweeping operation, prevents the unit from moving all personnel through the breach or delays the completion of the minefield sweeping operation for more than 45 minutes.

TASK: Conduct an Ambush (5-OPFOR-0007)

CONDITION: The enemy is moving in a convoy. The opposing forces (OPFOR) element is positioned along the enemy's route.

STANDARD: The OPFOR element inflicts casualties on the enemy and causes vehicle and equipment damage. 1. Prepares an ambush site before the element arrives. 2. Surprises march element forces. 3. Inflicts heavy casualties within the designated kill zone. 4. Inflicts heavy damage to vehicles and equipment within the designated kill zone. 5. Delays the march element from reaching a specified destination for a specified period of time. 6. Withdraws on order. 7. Sustains no casualties. 8. Reports actions to superiors.

TASK: Maintain Contact (5-OPFOR-0003)

CONDITION: The opposing forces (OPFOR) element is engaged with enemy base defense forces. The enemy forces are withdrawing under pressure.

STANDARD: The OPFOR element maintains enemy contact while the enemy withdraws. 1. Engages the enemy forces decisively. 2. Advances the OPFOR as the enemy forces withdraw. 3. Inflicts heavy casualties. 4. Captures the members of the enemy force. 5. Captures documents and equipment. 6. Safeguards captured documents, equipment, and personnel.

TASK: Disrupt a Net Control Station (NCS) (5-OPFOR-0019)

CONDITION: The enemy has established a NCS. The opposing forces (OPFOR) element has radio and jamming equipment.

STANDARD: The OPFOR element attempts to disrupt an NCS. 1. Attempts to locate the radio frequency that the unit is operating on. 2. Attempts to enter the radio net. 3. Attempts to issue "bogus" orders to a unit on the net. 4. Jams the radio frequency and forces the unit to go to an alternate frequency.

TASK: Disrupt Defensive Preparations (5-OPFOR-0018)

CONDITION: The opposing forces (OPFOR) element has located the enemy. Priority intelligence requirements (PIR) and other intelligence requirements obtained by OPFOR patrols indicate that the enemy elements are establishing defensive positions. The OPFOR element has automatic and antiarmor weapons and light mortars.

STANDARD: The OPFOR element disrupts and delays the enemy's defensive preparations. 1. Locates and penetrates the enemy's security system. 2. Forces the enemy to delay defensive preparations. 3. Disrupts the enemy's obstacle preparations.

TASK: Disrupt Enemy Movement and Operations Using Tactical Nuclear Weapons (5-OPFOR-0016)

CONDITION: The opposing forces (OPFOR) element has located the enemy. Priority intelligence requirements (PIR) and other intelligence requirements have been obtained by OPFOR patrols. Tactical nuclear weapons are employed against key locations in the rear area.

STANDARD: The OPFOR element disrupts enemy movement and operations. 1. Disrupts or delays the movement of the enemy's equipment and supplies to the forward areas. 2. Destroys enemy equipment and supplies. 3. Inflicts a high rate of nuclear casualties among the enemy forces. 4. Denies the enemy the use of specified areas. 5. Contaminates the enemy's equipment and supplies.

TASK: Disrupt Quartering Party Operations (5-OPFOR-0017)

CONDITION: The enemy is conducting quartering party operations. It has established an assembly area (AA) but has not moved in the main body.

STANDARD: The opposing forces (OPFOR) element attempts to disrupt quartering party operations and infiltrate the enemy's AA. 1. Locates the quartering party and the AA. 2. Surprises the main body. 3. Penetrates the AA with squad-size probes. 4. Inflicts personnel casualties and vehicle damage. 5. Disrupts the unit's preparations (prevents or delays beyond the unit's allotted time).

TASK: Disrupt Enemy Movement and Operations Using Persistent and Nonpersistent Chemical Weapons (5-OPFOR-0015)

CONDITION: The opposing forces (OPFOR) element has located the enemy. Priority intelligence requirements (PIR) and other intelligence requirements have been obtained by OPFOR patrols. The OPFOR units deliver chemical agents, by means of conventional artillery weapons or aircraft, along selected supply routes and key bases in the rear area.

STANDARD: The OPFOR element disrupts enemy movement and operations using persistent and nonpersistent chemical weapons. 1. Delivers chemical agents in low and densely wooded areas. 2. Delays the movement of enemy supplies and equipment to the forward areas. 3. Restricts the movement of the enemy units in the rear area. 4. Channels the movement of enemy units into predesignated ambush areas. 5. Contaminates enemy supplies and equipment. 6. Inflicts a high rate of casualties on enemy forces.

TASK: Disrupt Movement (5-OPFOR-0014)

CONDITION: The enemy is expected to move through the opposing forces (OPFOR) element's area of operations. The OPFOR element has received an operation order (OPORD) or fragmentary order (FRAGO) to disrupt enemy movement. The enemy has the capability to defend with direct fire and antiarmor weapons.

STANDARD: The OPFOR element delays enemy movement. 1. Delays the element. 2. Forces the element to deviate from its route. 3. Prevents the element from reaching its destination. 4. Surprises the element's main body.

TASK: Counter Passage of Lines (5-OPFOR-0012)

CONDITION: Enemy forces are in defensive positions, but they are expected to attempt passage-of-lines operations. The opposing forces (OPFOR) received orders to disrupt enemy passage-of-lines operations.

STANDARD: The OPFOR element delays or prevents enemy passage of lines. 1. Delays the passage. 2. Prevents the company from moving all personnel through the stationary unit. 3. Engages the main body of either the moving or the stationary unit.

TASK: Disrupt Assembly Area (AA) Activities (5-OPFOR-0013)

CONDITION: Intelligence reports indicate that platoon- and company-size enemy units are operating in the opposing forces (OPFOR) area of operations. Enemy units can defend from AAs with direct fire, antiarmor weapons, and indirect fire. The enemy has close air support (CAS) and nuclear, biological, and chemical (NBC) capabilities.

STANDARD: The OPFOR element locates and disrupts the enemy's AA activities. 1. Locates the element's AA. 2. Probes the AA with squad- or team-size elements. 3. Inflicts more than 5 percent casualties on the element. 4. Disrupts the element's preparations (prevents or delays beyond the element's allotted time).

TASK: Attack (5-OPFOR-0001)

CONDITION: The opposing forces (OPFOR) element has located the enemy. The priority intelligence requirements (PIR) and other intelligence requirements have been obtained by OPFOR patrols. The OPFOR element has automatic and antiarmor weapons and light mortars.

STANDARD: The OPFOR element attempts to seize the terrain, vehicles, or equipment. 1. Develops an attack plan. 2. Surprises the enemy unit's main body. 3. Initiates the attack using a scheme of maneuver that exploits the enemy's flanks, gaps, and weaknesses. 4. Uses covered and concealed routes to approach the enemy forces' flanks, gaps, or weakly held areas. 5. Employs indirect fire to support the attack. 6. Penetrates enemy defenses. 7. Destroys equipment and supplies. 8. Inflicts heavy casualties. 9. Isolates the combat service support (CSS) base by blocking reinforcements. 10. Forces enemy units to displace. 11. Avoids being fixed in one position. 12. Withdraws before the CSS base is reinforced with tactical combat forces.

TASK: Conduct Air Attacks (5-OPFOR-0002)

CONDITION: The opposing forces (OPFOR) element in the rear area has forwarded the positions of the enemy support sites or the locations of moving elements. The OPFOR aircraft have been dispatched to attack enemy installations or convoys.

STANDARD: The OPFOR element attempts to delay, disrupt, or damage the enemy targets by air. 1. Locates the target (support sites or convoys). 2. Makes attack runs on the designated targets. 3. Inflicts heavy damage to the selected target. 4. Sustains no loss of aircraft. 5. Delays moving the force for more than one hour.

TASK: Conduct Sniper Operations (5-OPFOR-0006)

CONDITION: The opposing forces (OPFOR) element has assigned snipers (regular or irregular elements) in the enemy's rear area along the main supply route (MSR) and near support sites.

STANDARD: The OPFOR element kills or wounds targets. 1. Sets up a well-concealed location. 2. Engages vehicle drivers or personnel on foot with short bursts of semiautomatic fire. 3. Kills or wounds selected targets. 4. Prevents the position from being discovered by enemy forces. 5. Evacuates the area without being spotted. 6. Reports all specified priority intelligence requirements (PIR) and other intelligence requirements to the OPFOR headquarters (HQ).

ELEMENTS: Headquarters Detachment
 S4 Section
 Communication Section

TASK: Provide Company Supply Support (10-2-0320.05-T01A)
 (DA PAM 710-2-1) (AR 710-2) (FM 3-4)
 (FM 3-5)

ITERATION: 1 2 3 4 5 M (Circle)
COMMANDER/LEADER ASSESSMENT: T P U (Circle)

CONDITIONS: The company headquarters (HQ) is receiving requests for supplies from subordinate elements. The equipment and supplies are arriving through supply channels, but additional supplies may be required. Extra small arms and ammunition are stored in the supply area. The unit tactical standing operating procedure (TACSOP) and the battalion operation order (OPORD) are available. The supply area has been established and supply support is a continuous task that is performed simultaneously with other support and operational tasks. Digital units have performed functionality checks, and systems are operational. Some iterations of this task should be performed in MOPP4.

TASK STANDARDS: The equipment and supplies are distributed without interfering with mission requirements as established by the TACSOP and the OPORD. At mission-oriented protection posture (MOPP) 4, unit supply support is reduced to the minimum-essential actions. Digital units send and receive reports using frequency-modulated (FM) or digital means according to the unit's TACSOP. The time required to perform this task is increased when conducting it in MOPP 4.

TASK STEPS AND PERFORMANCE MEASURES	GO	NO-GO
<ul style="list-style-type: none"> * 1. The company commander directs unit supply operations. <ul style="list-style-type: none"> a. Inspected the supply records and status to ensure compliance with supply regulations, directives, and the TACSOP. b. Directed inventories of the supplies and equipment to calculate assets on hand. c. Inspected the unit's equipment, weapons, and ammunition storage areas for compliance with supply regulations, directives, and the TACSOP. d. Directed the issue of supplies and equipment according to the battalion's guidance and the TACSOP or both sustainment controls. * 2. The supply sergeant supervises unit supply operations. <ul style="list-style-type: none"> a. Inspected the supply status to determine total assets. b. Conducted inventories to calculate assets on hand. c. Developed the supply storage plans. d. Monitored supply transactions to ensure compliance with established supply procedures. e. Supervised the control of weapons and ammunition. f. Prepared input to the material condition status reports (MCSR). 3. Supply personnel request additional supplies. <ul style="list-style-type: none"> a. Coordinated requirements with the elements. b. Calculated resupply requirements. c. Recorded requests on the appropriate document register. d. Forwarded resupply requests to the Supply Officer (US Army) (S4). 4. Supply personnel receive supplies. <ul style="list-style-type: none"> a. Inspected incoming supplies for quantity and condition. b. Recorded receipt of supplies on the appropriate document register. 		

TASK STEPS AND PERFORMANCE MEASURES	GO	NO-GO
c. Stored supplies according to the storage plans. d. Notified the requesting element of the availability of supplies for issue. 5. Supply personnel issue supplies. a. Processed supply requests according to the appropriate regulations, directives, and the TACSOP. b. Prepared transaction documents according to the appropriate regulations, directives, and the TACSOP. c. Issued supplies as prescribed in the commander's guidance. d. Maintained the prescribed copies of the transactions according to the appropriate regulations and directives. 6. Supply personnel maintain small arms and ammunition. a. Controlled stored weapons and ammunition according to the appropriate regulations and command policies. b. Requested ammunition resupply from the S4. c. Performed unit-level maintenance on small arms. d. Forwarded weapons beyond organizational-repair capabilities to the support maintenance elements.		

TASK PERFORMANCE / EVALUATION SUMMARY BLOCK							
ITERATION	1	2	3	4	5	M	TOTAL
TOTAL TASK STEPS EVALUATED							
TOTAL TASK STEPS "GO"							
TRAINING STATUS "GO"/"NO-GO"							

"*" indicates a leader task step.

SUPPORTING INDIVIDUAL TASKS: NONE

SUPPORTING COLLECTIVE TASKS: NONE

OPFOR TASKS AND STANDARDS

TASK: Surrender to the Capturing Unit on the Battlefield (5-OPFOR-0024)

CONDITION: The enemy has captured the opposing forces (OPFOR) element's soldiers, documents, and equipment sensitive to the OPFOR tactical operations.

STANDARD: The OPFOR soldiers retain or destroy documents and equipment. The OPFOR element surrenders documents and equipment of no tactical use to the enemy and attempts to conceal or destroy items of tactical value. The OPFOR element attempts escape and evasion. 1. Prevents the successful capture of documents and equipment. 2. Destroys documents and equipment. 3. Removes identifying markings from equipment. 4. Removes unit-identifying insignia. 5. Provides misleading information. 6. Plans an escape. 7. Delays movement to the nearest collection point. 8. Prevents safeguarding of enemy prisoners of war (EPWs) in order to cause embarrassment to the United States (US).

TASK: Disrupt a Route Reconnaissance (5-OPFOR-0021)

CONDITION: The enemy is conducting a route reconnaissance. The opposing forces (OPFOR) element is positioned along the enemy's route.

STANDARD: The OPFOR element attempts to disrupt a squad/section conducting a route reconnaissance. 1. Prevents the unit from meeting its specified time schedule. 2. Forces the unit to deviate from its specified route. 3. Prevents the unit from reaching its assigned destination. 4. Surprises the squad/section. 5. Inflicts casualties on the unit.

TASK: Conduct an Aerial Reconnaissance (5-OPFOR-0010)

CONDITION: The opposing forces (OPFOR) headquarters (HQ) element requires intelligence on the locations and identification of enemy elements. An aircraft is dispatched to take photographs and make a visual inspection of the enemy rear area.

STANDARD: The OPFOR element gathers photograph intelligence of the enemy. 1. Photographs the assigned sectors. 2. Makes quick visual checks where the ceiling is low. 3. Locates enemy positions in the area, particularly support and storage bases, and command and control (C2) facilities. 4. Sustains no loss of aircraft. 5. Reports priority intelligence requirements (PIR) and other information requirements to the OPFOR HQ.

TASK: Conduct a Raid (5-OPFOR-0004)

CONDITION: The opposing forces (OPFOR) element has occupied an objective rally point and has orders to conduct a raid on a combat service support (CSS) base.

STANDARD: The OPFOR element infiltrates the enemy's base and destroys all of the targets. 1. Surprises the enemy forces. 2. Assaults the support base and accomplishes the assigned tasks. 3. Destroys the specified equipment and supplies. 4. Avoids being decisively engaged. 5. Withdraws all personnel from the objective areas within the time prescribed. 6. Obtains all priority intelligence requirements (PIR) from the raid site. 7. Sustains only light casualties from enemy fire.

TASK: Defeat Obstacles (5-OPFOR-0009)

CONDITION: The opposing forces (OPFOR) element encounters an obstacle that blocks the avenue of approach as it advances upon the enemy forces.

STANDARD: The OPFOR element bypasses or breaches the enemy obstacle. 1. Detects the obstacle before halting its main body. 2. Defeats the obstacle. a. Bypasses the obstacle without entering the engagement areas. b. Breaches the obstacle within 45 minutes and passes its entire force through the obstacle. 3. Does not incur degradation to the point that the mission must be discontinued.

TASK: Conduct an Attack (5-OPFOR-0008)

CONDITION: The enemy is conducting tactical operations. The opposing forces (OPFOR) element receives orders to attack the enemy, the area of occupation, or the main supply route (MSR) with smoke.

STANDARD: The OPFOR element disrupts the enemy's movement and smoke operations. 1. Determines the delivery method of the smoke attack. 2. Locates the target. 3. Delivers the smoke attack downwind. 4. Attacks the enemy with smoke, and surge attacks when the enemy responds to the smoke.

TASK: Disrupt Construction of Vehicle Fighting Positions (5-OPFOR-0020)

CONDITION: The opposing forces (OPFOR) element has located the enemy. The priority intelligence requirements (PIR) and other intelligence obtained by OPFOR patrols indicate the enemy is constructing vehicle fighting positions within its defensive area. The OPFOR element has automatic and antiarmor weapons and light mortars.

STANDARD: The OPFOR element attempts to disrupt the enemy's efforts to establish vehicle fighting positions. 1. Locates the defensive area. 2. Surprises the main body. 3. Penetrates the defensive area with squad-size probes. 4. Inflicts casualties on the unit. 5. Destroys vehicles. 6. Disrupts the unit's preparations (prevents or delays beyond the unit's allotted time).

TASK: Disrupt an Engineer Reconnaissance (5-OPFOR-0022)

CONDITION: The enemy is conducting an engineer reconnaissance. The opposing forces (OPFOR) element is positioned along the enemy's route.

STANDARD: The OPFOR element disrupts an engineer reconnaissance. 1. Prevents the unit from meeting its specified time schedule. 2. Forces the unit to deviate from its specified route. 3. Prevents the unit from accomplishing its assigned engineer reconnaissance. 4. Surprises the unit conducting the reconnaissance.

TASK: Conduct Terrorist and Saboteur Attacks (5-OPFOR-0005)

CONDITION: The opposing forces (OPFOR) element dispatches small teams into the enemy's rear area to disrupt combat service support (CSS) operations.

STANDARD: The enemy sustains disrupted command and control (C2), destroyed equipment and supplies, and light casualties. 1. Locates rear support bases and C2 facilities. 2. Delays and disrupts CSS operations through probes. 3. Infiltrates CSS bases to conduct sabotage and terrorist activities. 4. Inflicts light casualties. 5. Destroys supplies and equipment.

TASK: Defend a Minefield (5-OPFOR-0023)

CONDITION: The enemy is conducting a minefield sweeping operation. The opposing forces (OPFOR) element has a minefield placed in the enemy's path. The minefield is under constant observation and fire.

STANDARD: The OPFOR element defends a minefield against an enemy element conducting a minefield sweeping operation. 1. Prevents the unit from detecting the obstacle. 2. Disrupts the minefield sweeping operation. 3. Prevents the unit from conducting the minefield sweeping operation, prevents the unit from moving all personnel through the breach or delays the completion of the minefield sweeping operation for more than 45 minutes.

TASK: Conduct an Ambush (5-OPFOR-0007)

CONDITION: The enemy is moving in a convoy. The opposing forces (OPFOR) element is positioned along the enemy's route.

STANDARD: The OPFOR element inflicts casualties on the enemy and causes vehicle and equipment damage. 1. Prepares an ambush site before the element arrives. 2. Surprises march element forces. 3. Inflicts heavy casualties within the designated kill zone. 4. Inflicts heavy damage to vehicles and equipment within the designated kill zone. 5. Delays the march element from reaching a specified destination for a specified period of time. 6. Withdraws on order. 7. Sustains no casualties. 8. Reports actions to superiors.

TASK: Maintain Contact (5-OPFOR-0003)

CONDITION: The opposing forces (OPFOR) element is engaged with enemy base defense forces. The enemy forces are withdrawing under pressure.

STANDARD: The OPFOR element maintains enemy contact while the enemy withdraws. 1. Engages the enemy forces decisively. 2. Advances the OPFOR as the enemy forces withdraw. 3. Inflicts heavy casualties. 4. Captures the members of the enemy force. 5. Captures documents and equipment. 6. Safeguards captured documents, equipment, and personnel.

TASK: Disrupt a Net Control Station (NCS) (5-OPFOR-0019)

CONDITION: The enemy has established a NCS. The opposing forces (OPFOR) element has radio and jamming equipment.

STANDARD: The OPFOR element attempts to disrupt an NCS. 1. Attempts to locate the radio frequency that the unit is operating on. 2. Attempts to enter the radio net. 3. Attempts to issue "bogus" orders to a unit on the net. 4. Jams the radio frequency and forces the unit to go to an alternate frequency.

TASK: Disrupt Defensive Preparations (5-OPFOR-0018)

CONDITION: The opposing forces (OPFOR) element has located the enemy. Priority intelligence requirements (PIR) and other intelligence requirements obtained by OPFOR patrols indicate that the enemy elements are establishing defensive positions. The OPFOR element has automatic and antiarmor weapons and light mortars.

STANDARD: The OPFOR element disrupts and delays the enemy's defensive preparations. 1. Locates and penetrates the enemy's security system. 2. Forces the enemy to delay defensive preparations. 3. Disrupts the enemy's obstacle preparations.

TASK: Disrupt Enemy Movement and Operations Using Tactical Nuclear Weapons (5-OPFOR-0016)

CONDITION: The opposing forces (OPFOR) element has located the enemy. Priority intelligence requirements (PIR) and other intelligence requirements have been obtained by OPFOR patrols. Tactical nuclear weapons are employed against key locations in the rear area.

STANDARD: The OPFOR element disrupts enemy movement and operations. 1. Disrupts or delays the movement of the enemy's equipment and supplies to the forward areas. 2. Destroys enemy equipment and supplies. 3. Inflicts a high rate of nuclear casualties among the enemy forces. 4. Denies the enemy the use of specified areas. 5. Contaminates the enemy's equipment and supplies.

TASK: Disrupt Quartering Party Operations (5-OPFOR-0017)

CONDITION: The enemy is conducting quartering party operations. It has established an assembly area (AA) but has not moved in the main body.

STANDARD: The opposing forces (OPFOR) element attempts to disrupt quartering party operations and infiltrate the enemy's AA. 1. Locates the quartering party and the AA. 2. Surprises the main body. 3. Penetrates the AA with squad-size probes. 4. Inflicts personnel casualties and vehicle damage. 5. Disrupts the unit's preparations (prevents or delays beyond the unit's allotted time).

TASK: Disrupt Enemy Movement and Operations Using Persistent and Nonpersistent Chemical Weapons (5-OPFOR-0015)

CONDITION: The opposing forces (OPFOR) element has located the enemy. Priority intelligence requirements (PIR) and other intelligence requirements have been obtained by OPFOR patrols. The OPFOR units deliver chemical agents, by means of conventional artillery weapons or aircraft, along selected supply routes and key bases in the rear area.

STANDARD: The OPFOR element disrupts enemy movement and operations using persistent and nonpersistent chemical weapons. 1. Delivers chemical agents in low and densely wooded areas. 2. Delays the movement of enemy supplies and equipment to the forward areas. 3. Restricts the movement of the enemy units in the rear area. 4. Channels the movement of enemy units into predesignated ambush areas. 5. Contaminates enemy supplies and equipment. 6. Inflicts a high rate of casualties on enemy forces.

TASK: Disrupt Movement (5-OPFOR-0014)

CONDITION: The enemy is expected to move through the opposing forces (OPFOR) element's area of operations. The OPFOR element has received an operation order (OPORD) or fragmentary order (FRAGO) to disrupt enemy movement. The enemy has the capability to defend with direct fire and antiarmor weapons.

STANDARD: The OPFOR element delays enemy movement. 1. Delays the element. 2. Forces the element to deviate from its route. 3. Prevents the element from reaching its destination. 4. Surprises the element's main body.

TASK: Counter Passage of Lines (5-OPFOR-0012)

CONDITION: Enemy forces are in defensive positions, but they are expected to attempt passage-of-lines operations. The opposing forces (OPFOR) received orders to disrupt enemy passage-of-lines operations.

STANDARD: The OPFOR element delays or prevents enemy passage of lines. 1. Delays the passage. 2. Prevents the company from moving all personnel through the stationary unit. 3. Engages the main body of either the moving or the stationary unit.

TASK: Disrupt Assembly Area (AA) Activities (5-OPFOR-0013)

CONDITION: Intelligence reports indicate that platoon- and company-size enemy units are operating in the opposing forces (OPFOR) area of operations. Enemy units can defend from AAs with direct fire, antiarmor weapons, and indirect fire. The enemy has close air support (CAS) and nuclear, biological, and chemical (NBC) capabilities.

STANDARD: The OPFOR element locates and disrupts the enemy's AA activities. 1. Locates the element's AA. 2. Probes the AA with squad- or team-size elements. 3. Inflicts more than 5 percent casualties on the element. 4. Disrupts the element's preparations (prevents or delays beyond the element's allotted time).

TASK: Attack (5-OPFOR-0001)

CONDITION: The opposing forces (OPFOR) element has located the enemy. The priority intelligence requirements (PIR) and other intelligence requirements have been obtained by OPFOR patrols. The OPFOR element has automatic and antiarmor weapons and light mortars.

STANDARD: The OPFOR element attempts to seize the terrain, vehicles, or equipment. 1. Develops an attack plan. 2. Surprises the enemy unit's main body. 3. Initiates the attack using a scheme of maneuver that exploits the enemy's flanks, gaps, and weaknesses. 4. Uses covered and concealed routes to approach the enemy forces' flanks, gaps, or weakly held areas. 5. Employs indirect fire to support the attack. 6. Penetrates enemy defenses. 7. Destroys equipment and supplies. 8. Inflicts heavy casualties. 9. Isolates the combat service support (CSS) base by blocking reinforcements. 10. Forces enemy units to displace. 11. Avoids being fixed in one position. 12. Withdraws before the CSS base is reinforced with tactical combat forces.

TASK: Conduct Air Attacks (5-OPFOR-0002)

CONDITION: The opposing forces (OPFOR) element in the rear area has forwarded the positions of the enemy support sites or the locations of moving elements. The OPFOR aircraft have been dispatched to attack enemy installations or convoys.

STANDARD: The OPFOR element attempts to delay, disrupt, or damage the enemy targets by air. 1. Locates the target (support sites or convoys). 2. Makes attack runs on the designated targets. 3. Inflicts heavy damage to the selected target. 4. Sustains no loss of aircraft. 5. Delays moving the force for more than one hour.

TASK: Conduct Sniper Operations (5-OPFOR-0006)

CONDITION: The opposing forces (OPFOR) element has assigned snipers (regular or irregular elements) in the enemy's rear area along the main supply route (MSR) and near support sites.

STANDARD: The OPFOR element kills or wounds targets. 1. Sets up a well-concealed location. 2. Engages vehicle drivers or personnel on foot with short bursts of semiautomatic fire. 3. Kills or wounds selected targets. 4. Prevents the position from being discovered by enemy forces. 5. Evacuates the area without being spotted. 6. Reports all specified priority intelligence requirements (PIR) and other intelligence requirements to the OPFOR headquarters (HQ).

ELEMENT: S1 Section

TASK: Process Personnel and Administrative Actions (12-1-0406.05-T01A)
 (AR 25-50) (AR 27-10) (FM 12-6)
 (TC 22-6)

ITERATION: 1 2 3 4 5 M (Circle)
COMMANDER/LEADER ASSESSMENT: T P U (Circle)

CONDITIONS: The unit is performing its combat mission. Digital units have performed functionality checks, and systems are operational. Requests for personnel actions are being received. Distribution, Uniform Code of Military Justice (UCMJ) actions, and hometown news releases are being received. Some iterations of this task should be performed in MOPP4.

TASK STANDARDS: Personnel actions are processed as soon as possible in keeping with the tactical situation in a manner that precludes adverse morale implications. Digital units send and receive reports using frequency-modulated (FM) or digital means. The time required to perform this task is increased when conducting it in mission-oriented protection posture (MOPP) 4.

TASK STEPS AND PERFORMANCE MEASURES	GO	NO-GO
<ol style="list-style-type: none"> 1. The Personnel and Administration Center (PAC) collects requests from supported companies and higher headquarters (HQ). <ol style="list-style-type: none"> a. Logged receipt of all actions. b. Verified actions to ensure their validity and need. c. Corrected erroneous and incomplete data. 2. The PAC processes information. <ol style="list-style-type: none"> a. Prioritized all personnel actions. b. Prepared appropriate personnel forms. c. Reviewed actions for accuracy and completeness. d. Corrected erroneous and incomplete data. e. Advised soldiers. * 3. The Adjutant (US Army) (S1) or PAC supervisor processes actions. <ol style="list-style-type: none"> a. Performed technical and administrative reviews. b. Corrected minor errors. c. Approved or recommended approval. d. Dispatched actions to higher HQ for further processing. * 4. The S1 or PAC supervisor disseminates information. <ol style="list-style-type: none"> a. Briefed the commander on the status of personnel actions. b. Informed subordinate companies and soldiers on the status of personnel actions. 5. The PAC processes award recommendations. <ol style="list-style-type: none"> a. Reviewed recommendations for awards. b. Processed DA Form 638s. c. Forwarded the recommendations to the approving authority. d. Suspended a copy of the recommendation for award. e. Forwarded approved awards to the unit commander for presentation at an appropriate ceremony (when the situation permitted). 6. The PAC processes leave requests. <ol style="list-style-type: none"> a. Processed DA Form 31s. b. Maintained a leave control log. 		

TASK STEPS AND PERFORMANCE MEASURES	GO	NO-GO
<p>c. Forwarded required copies of DA Form 31 to the Finance Support Command (FSC), as appropriate.</p> <p>7. The PAC processes Standard Installation/Division Personnel System (SIDPERS) input.</p> <ul style="list-style-type: none"> a. Prepared input. b. Reviewed transactions for accuracy and completeness. c. Obtained required signatures for transmittal. <p>8. The PAC manages the evaluation reporting system.</p> <ul style="list-style-type: none"> a. Initiated evaluation report shells. b. Established an internal suspense for each evaluation report. c. Forwarded evaluation work sheets to appropriate subordinate units. d. Reviewed returned evaluation reports for completeness and accuracy. e. Prepared evaluation reports, if required. f. Returned completed evaluation reports for required signatures. g. Checked returned evaluation reports to ensure that signatures and dates were correct. h. Forwarded completed evaluation reports to the personnel service company (PSC). <p>9. The PAC provides administrative support.</p> <ul style="list-style-type: none"> a. Maintained suspense control. b. Typed all standing operating procedures (SOPs) and correspondence for the battalion commander, the executive officer (XO), and the units (including memorandums, letters, endorsements, accident reports, and forms). c. Operated reproduction equipment. d. Maintained reproduction equipment. e. Picked up distribution from higher HQ. f. Sorted distribution. g. Secured distribution. h. Processed distribution from staff sections and subordinate and attached units. i. Maintained required blank forms and publications. <p>10. The PAC processes promotion recommendations.</p> <ul style="list-style-type: none"> a. Verified soldier eligibility. b. Forwarded a list of names of eligible soldiers to subordinate units. c. Forwarded promotion recommendations to the appropriate promotion authority. d. Verified proper distribution of promotion orders (individual, personnel, and finance). e. Initiated further command actions when required. <p>11. The PAC processes letters of reprimand.</p> <ul style="list-style-type: none"> a. Determined the facts that support the imposition of the letter of reprimand. b. Prepared the letter of reprimand for the commander's signature. c. Prepared the notification letter to the individual advising him of his rights. <p>12. The PAC processes letters of indebtedness.</p> <ul style="list-style-type: none"> a. Gathered all documents and facts bearing on the claimed indebtedness of the soldier. b. Prepared the letter for the commander's signature to the agency or individual claiming the debt. c. Dispatched the letter to the agency or individual. 		

TASK STEPS AND PERFORMANCE MEASURES	GO	NO-GO
d. Followed up, if necessary. e. Referred the soldier to the division Staff Judge Advocate (SJA) or brigade legal advisor for legal assistance and preparation of response to debtors. 13. The PAC processes letters of nonsupport. a. Determined the type of letter to be prepared based on all facts gathered. b. Determined all information bearing on the claimed nonsupport by the soldier. c. Prepared the letter for the commander or soldier's signature. d. Dispatched the letter to the agency or individual claiming nonsupport. 14. The PAC processes other adverse actions. a. Ensured that all facts and supporting documents were available. b. Prepared required administrative documents. c. Forwarded the packet to the appropriate authority for action. 15. The PAC provides financial assistance. a. Processed related documents. b. Distributed net pay advice (NPA) and leave and earnings statements (LESSs). c. Resolved less-complicated pay problems. d. Answered pay-related inquires. e. Provided liaison and coordination with the supporting FSC.		

TASK PERFORMANCE / EVALUATION SUMMARY BLOCK							
ITERATION	1	2	3	4	5	M	TOTAL
TOTAL TASK STEPS EVALUATED							
TOTAL TASK STEPS "GO"							
TRAINING STATUS "GO"/"NO-GO"							

"*" indicates a leader task step.

SUPPORTING INDIVIDUAL TASKS: NONE

SUPPORTING COLLECTIVE TASKS: NONE

OPFOR TASKS AND STANDARDS

TASK: Disrupt a Route Reconnaissance (5-OPFOR-0021)

CONDITION: The enemy is conducting a route reconnaissance. The opposing forces (OPFOR) element is positioned along the enemy's route.

STANDARD: The OPFOR element attempts to disrupt a squad/section conducting a route reconnaissance. 1. Prevents the unit from meeting its specified time schedule. 2. Forces the unit to deviate from its specified route. 3. Prevents the unit from reaching its assigned destination. 4. Surprises the squad/section. 5. Inflicts casualties on the unit.

TASK: Conduct an Aerial Reconnaissance (5-OPFOR-0010)

CONDITION: The opposing forces (OPFOR) headquarters (HQ) element requires intelligence on the locations and identification of enemy elements. An aircraft is dispatched to take photographs and make a visual inspection of the enemy rear area.

STANDARD: The OPFOR element gathers photograph intelligence of the enemy. 1. Photographs the assigned sectors. 2. Makes quick visual checks where the ceiling is low. 3. Locates enemy positions in the area, particularly support and storage bases, and command and control (C2) facilities. 4. Sustains no loss of aircraft. 5. Reports priority intelligence requirements (PIR) and other information requirements to the OPFOR HQ.

TASK: Conduct a Raid (5-OPFOR-0004)

CONDITION: The opposing forces (OPFOR) element has occupied an objective rally point and has orders to conduct a raid on a combat service support (CSS) base.

STANDARD: The OPFOR element infiltrates the enemy's base and destroys all of the targets. 1. Surprises the enemy forces. 2. Assaults the support base and accomplishes the assigned tasks. 3. Destroys the specified equipment and supplies. 4. Avoids being decisively engaged. 5. Withdraws all personnel from the objective areas within the time prescribed. 6. Obtains all priority intelligence requirements (PIR) from the raid site. 7. Sustains only light casualties from enemy fire.

TASK: Defeat Obstacles (5-OPFOR-0009)

CONDITION: The opposing forces (OPFOR) element encounters an obstacle that blocks the avenue of approach as it advances upon the enemy forces.

STANDARD: The OPFOR element bypasses or breaches the enemy obstacle. 1. Detects the obstacle before halting its main body. 2. Defeats the obstacle. a. Bypasses the obstacle without entering the engagement areas. b. Breaches the obstacle within 45 minutes and passes its entire force through the obstacle. 3. Does not incur degradation to the point that the mission must be discontinued.

TASK: Conduct an Attack (5-OPFOR-0008)

CONDITION: The enemy is conducting tactical operations. The opposing forces (OPFOR) element receives orders to attack the enemy, the area of occupation, or the main supply route (MSR) with smoke.

STANDARD: The OPFOR element disrupts the enemy's movement and smoke operations. 1. Determines the delivery method of the smoke attack. 2. Locates the target. 3. Delivers the smoke attack downwind. 4. Attacks the enemy with smoke, and surge attacks when the enemy responds to the smoke.

TASK: Disrupt Construction of Vehicle Fighting Positions (5-OPFOR-0020)

CONDITION: The opposing forces (OPFOR) element has located the enemy. The priority intelligence requirements (PIR) and other intelligence obtained by OPFOR patrols indicate the enemy is constructing vehicle fighting positions within its defensive area. The OPFOR element has automatic and antiarmor weapons and light mortars.

STANDARD: The OPFOR element attempts to disrupt the enemy's efforts to establish vehicle fighting positions. 1. Locates the defensive area. 2. Surprises the main body. 3. Penetrates the defensive area with squad-size probes. 4. Inflicts casualties on the unit. 5. Destroys vehicles. 6. Disrupts the unit's preparations (prevents or delays beyond the unit's allotted time).

TASK: Disrupt an Engineer Reconnaissance (5-OPFOR-0022)

CONDITION: The enemy is conducting an engineer reconnaissance. The opposing forces (OPFOR) element is positioned along the enemy's route.

STANDARD: The OPFOR element disrupts an engineer reconnaissance. 1. Prevents the unit from meeting its specified time schedule. 2. Forces the unit to deviate from its specified route. 3. Prevents the unit from accomplishing its assigned engineer reconnaissance. 4. Surprises the unit conducting the reconnaissance.

TASK: Conduct Terrorist and Saboteur Attacks (5-OPFOR-0005)

CONDITION: The opposing forces (OPFOR) element dispatches small teams into the enemy's rear area to disrupt combat service support (CSS) operations.

STANDARD: The enemy sustains disrupted command and control (C2), destroyed equipment and supplies, and light casualties. 1. Locates rear support bases and C2 facilities. 2. Delays and disrupts CSS operations through probes. 3. Infiltrates CSS bases to conduct sabotage and terrorist activities. 4. Inflicts light casualties. 5. Destroys supplies and equipment.

TASK: Defend a Minefield (5-OPFOR-0023)

CONDITION: The enemy is conducting a minefield sweeping operation. The opposing forces (OPFOR) element has a minefield placed in the enemy's path. The minefield is under constant observation and fire.

STANDARD: The OPFOR element defends a minefield against an enemy element conducting a minefield sweeping operation. 1. Prevents the unit from detecting the obstacle. 2. Disrupts the minefield sweeping operation. 3. Prevents the unit from conducting the minefield sweeping operation, prevents the unit from moving all personnel through the breach or delays the completion of the minefield sweeping operation for more than 45 minutes.

TASK: Maintain Contact (5-OPFOR-0003)

CONDITION: The opposing forces (OPFOR) element is engaged with enemy base defense forces. The enemy forces are withdrawing under pressure.

STANDARD: The OPFOR element maintains enemy contact while the enemy withdraws. 1. Engages the enemy forces decisively. 2. Advances the OPFOR as the enemy forces withdraw. 3. Inflicts heavy casualties. 4. Captures the members of the enemy force. 5. Captures documents and equipment. 6. Safeguards captured documents, equipment, and personnel.

TASK: Conduct an Ambush (5-OPFOR-0007)

CONDITION: The enemy is moving in a convoy. The opposing forces (OPFOR) element is positioned along the enemy's route.

STANDARD: The OPFOR element inflicts casualties on the enemy and causes vehicle and equipment damage. 1. Prepares an ambush site before the element arrives. 2. Surprises march element forces. 3. Inflicts heavy casualties within the designated kill zone. 4. Inflicts heavy damage to vehicles and equipment within the designated kill zone. 5. Delays the march element from reaching a specified destination for a specified period of time. 6. Withdraws on order. 7. Sustains no casualties. 8. Reports actions to superiors.

TASK: Surrender to the Capturing Unit on the Battlefield (5-OPFOR-0024)

CONDITION: The enemy has captured the opposing forces (OPFOR) element's soldiers, documents, and equipment sensitive to the OPFOR tactical operations.

STANDARD: The OPFOR soldiers retain or destroy documents and equipment. The OPFOR element surrenders documents and equipment of no tactical use to the enemy and attempts to conceal or destroy items of tactical value. The OPFOR element attempts escape and evasion. 1. Prevents the successful capture of documents and equipment. 2. Destroys documents and equipment. 3. Removes identifying markings from equipment. 4. Removes unit-identifying insignia. 5. Provides misleading information. 6. Plans an escape. 7. Delays movement to the nearest collection point. 8. Prevents safeguarding of enemy prisoners of war (EPWs) in order to cause embarrassment to the United States (US).

TASK: Disrupt a Net Control Station (NCS) (5-OPFOR-0019)

CONDITION: The enemy has established a NCS. The opposing forces (OPFOR) element has radio and jamming equipment.

STANDARD: The OPFOR element attempts to disrupt an NCS. 1. Attempts to locate the radio frequency that the unit is operating on. 2. Attempts to enter the radio net. 3. Attempts to issue "bogus" orders to a unit on the net. 4. Jams the radio frequency and forces the unit to go to an alternate frequency.

TASK: Disrupt Defensive Preparations (5-OPFOR-0018)

CONDITION: The opposing forces (OPFOR) element has located the enemy. Priority intelligence requirements (PIR) and other intelligence requirements obtained by OPFOR patrols indicate that the enemy elements are establishing defensive positions. The OPFOR element has automatic and antiarmor weapons and light mortars.

STANDARD: The OPFOR element disrupts and delays the enemy's defensive preparations. 1. Locates and penetrates the enemy's security system. 2. Forces the enemy to delay defensive preparations. 3. Disrupts the enemy's obstacle preparations.

TASK: Disrupt Enemy Movement and Operations Using Tactical Nuclear Weapons (5-OPFOR-0016)

CONDITION: The opposing forces (OPFOR) element has located the enemy. Priority intelligence requirements (PIR) and other intelligence requirements have been obtained by OPFOR patrols. Tactical nuclear weapons are employed against key locations in the rear area.

STANDARD: The OPFOR element disrupts enemy movement and operations. 1. Disrupts or delays the movement of the enemy's equipment and supplies to the forward areas. 2. Destroys enemy equipment and supplies. 3. Inflicts a high rate of nuclear casualties among the enemy forces. 4. Denies the enemy the use of specified areas. 5. Contaminates the enemy's equipment and supplies.

TASK: Disrupt Quartering Party Operations (5-OPFOR-0017)

CONDITION: The enemy is conducting quartering party operations. It has established an assembly area (AA) but has not moved in the main body.

STANDARD: The opposing forces (OPFOR) element attempts to disrupt quartering party operations and infiltrate the enemy's AA. 1. Locates the quartering party and the AA. 2. Surprises the main body. 3. Penetrates the AA with squad-size probes. 4. Inflicts personnel casualties and vehicle damage. 5. Disrupts the unit's preparations (prevents or delays beyond the unit's allotted time).

TASK: Disrupt Enemy Movement and Operations Using Persistent and Nonpersistent Chemical Weapons (5-OPFOR-0015)

CONDITION: The opposing forces (OPFOR) element has located the enemy. Priority intelligence requirements (PIR) and other intelligence requirements have been obtained by OPFOR patrols. The OPFOR units deliver chemical agents, by means of conventional artillery weapons or aircraft, along selected supply routes and key bases in the rear area.

STANDARD: The OPFOR element disrupts enemy movement and operations using persistent and nonpersistent chemical weapons. 1. Delivers chemical agents in low and densely wooded areas. 2. Delays the movement of enemy supplies and equipment to the forward areas. 3. Restricts the movement of the enemy units in the rear area. 4. Channels the movement of enemy units into predesignated ambush areas. 5. Contaminates enemy supplies and equipment. 6. Inflicts a high rate of casualties on enemy forces.

TASK: Disrupt Movement (5-OPFOR-0014)

CONDITION: The enemy is expected to move through the opposing forces (OPFOR) element's area of operations. The OPFOR element has received an operation order (OPORD) or fragmentary order (FRAGO) to disrupt enemy movement. The enemy has the capability to defend with direct fire and antiarmor weapons.

STANDARD: The OPFOR element delays enemy movement. 1. Delays the element. 2. Forces the element to deviate from its route. 3. Prevents the element from reaching its destination. 4. Surprises the element's main body.

TASK: Counter Passage of Lines (5-OPFOR-0012)

CONDITION: Enemy forces are in defensive positions, but they are expected to attempt passage-of-lines operations. The opposing forces (OPFOR) received orders to disrupt enemy passage-of-lines operations.

STANDARD: The OPFOR element delays or prevents enemy passage of lines. 1. Delays the passage. 2. Prevents the company from moving all personnel through the stationary unit. 3. Engages the main body of either the moving or the stationary unit.

TASK: Disrupt Assembly Area (AA) Activities (5-OPFOR-0013)

CONDITION: Intelligence reports indicate that platoon- and company-size enemy units are operating in the opposing forces (OPFOR) area of operations. Enemy units can defend from AAs with direct fire, antiarmor weapons, and indirect fire. The enemy has close air support (CAS) and nuclear, biological, and chemical (NBC) capabilities.

STANDARD: The OPFOR element locates and disrupts the enemy's AA activities. 1. Locates the element's AA. 2. Probes the AA with squad- or team-size elements. 3. Inflicts more than 5 percent casualties on the element. 4. Disrupts the element's preparations (prevents or delays beyond the element's allotted time).

TASK: Attack (5-OPFOR-0001)

CONDITION: The opposing forces (OPFOR) element has located the enemy. The priority intelligence requirements (PIR) and other intelligence requirements have been obtained by OPFOR patrols. The OPFOR element has automatic and antiarmor weapons and light mortars.

STANDARD: The OPFOR element attempts to seize the terrain, vehicles, or equipment. 1. Develops an attack plan. 2. Surprises the enemy unit's main body. 3. Initiates the attack using a scheme of maneuver that exploits the enemy's flanks, gaps, and weaknesses. 4. Uses covered and concealed routes to approach the enemy forces' flanks, gaps, or weakly held areas. 5. Employs indirect fire to support the attack. 6. Penetrates enemy defenses. 7. Destroys equipment and supplies. 8. Inflicts heavy casualties. 9. Isolates the combat service support (CSS) base by blocking reinforcements. 10. Forces enemy units to displace. 11. Avoids being fixed in one position. 12. Withdraws before the CSS base is reinforced with tactical combat forces.

TASK: Conduct Air Attacks (5-OPFOR-0002)

CONDITION: The opposing forces (OPFOR) element in the rear area has forwarded the positions of the enemy support sites or the locations of moving elements. The OPFOR aircraft have been dispatched to attack enemy installations or convoys.

STANDARD: The OPFOR element attempts to delay, disrupt, or damage the enemy targets by air. 1. Locates the target (support sites or convoys). 2. Makes attack runs on the designated targets. 3. Inflicts heavy damage to the selected target. 4. Sustains no loss of aircraft. 5. Delays moving the force for more than one hour.

TASK: Conduct Sniper Operations (5-OPFOR-0006)

CONDITION: The opposing forces (OPFOR) element has assigned snipers (regular or irregular elements) in the enemy's rear area along the main supply route (MSR) and near support sites.

STANDARD: The OPFOR element kills or wounds targets. 1. Sets up a well-concealed location. 2. Engages vehicle drivers or personnel on foot with short bursts of semiautomatic fire. 3. Kills or wounds selected targets. 4. Prevents the position from being discovered by enemy forces. 5. Evacuates the area without being spotted. 6. Reports all specified priority intelligence requirements (PIR) and other intelligence requirements to the OPFOR headquarters (HQ).

ELEMENTS: Headquarters Detachment
S2 and S3 Section

TASK: Conduct Base Cluster Operations (05-1-0039)
(FM 3-90)

ITERATION: 1 2 3 4 5 (Circle)

COMMANDER/LEADER ASSESSMENT: T P U (Circle)

CONDITIONS: The battalion is in the division rear, corps rear, or communications zone (COMMZ) under a Level I, II, or III threat. The battalion commander is the base cluster commander and receives guidance from the rear area operations center (RAOC) on the geographical area of the cluster and the bases located in the cluster. This task should not be trained in MOPP4.

TASK STANDARDS: The battalion implements control measures, ensuring continuous coordination and communication. It defends the base cluster without incurring casualties or damage due to an inadequate defensive plan or defensive measures.

TASK STEPS AND PERFORMANCE MEASURES	GO	NO-GO
<p>* 1. The base cluster commander, aided by the staff, organizes the defense for the bases in the cluster.</p> <ul style="list-style-type: none"> a. Conducted an assessment of the strengths and weaknesses of base defenses. b. Ensured that obstacles and all other defensive measures were used. c. Requested, through the base defense liaison team (BDLT), repositioning of bases unable to provide mutual support. d. Specified the closure time for bases requiring repositioning. <p>2. The unit establishes a base cluster operations center (BCOC).</p> <ul style="list-style-type: none"> a. Collocated the BCOC with the main battalion command post (CP). b. Arranged liaison with the bases in the cluster. c. Maintained a current map on rear battle operations for the cluster area of operations (AO). d. Kept the RAOC, and the supporting military police (MP) unit, informed of rear battle operations within the cluster. <p>3. The BCOC develops a base cluster defense plan.</p> <ul style="list-style-type: none"> a. Obtained base defense plans from the bases in the cluster. b. Reviewed the base defense plans to ensure their compatibility with the base cluster defense plan. c. Incorporated fire support, reaction forces, MP assistance, internal command and control, and initial defensive response against an enemy attack. d. Provided a copy (with changes) of the base cluster defense plan to the supporting RAOC through the BDLT. <p>4. The base defense operations center (BDOC) establishes and maintains continuous communications with the BCOC.</p> <ul style="list-style-type: none"> a. Established field telephone (wire) communications with the BCOC (primary). b. Obtained radio call signs and frequencies of the bases (alternate). c. Prepared and maintained access rosters for personnel authorized to pick up and carry message traffic. 		

TASK STEPS AND PERFORMANCE MEASURES	GO	NO-GO
5. The BDOC establishes and maintains continuous communications with the supporting RAOC, using organic communications equipment or a relay with other units in the rear battle net. 6. The BCOC controls the defense of the base cluster when under attack. <ol style="list-style-type: none"> a. Coordinated the use and deployment of base cluster reaction forces. b. Requested, through the BDLT, the support of adjoining units, MP, or the tactical combat force. c. Coordinated the use of MP or the tactical combat force with the BDLT and the RAOC, when required. d. Coordinated the employment of the base cluster reaction forces, MP, or the tactical combat force with the supported BDOC. 		

TASK PERFORMANCE / EVALUATION SUMMARY BLOCK							
ITERATION	1	2	3	4	5		TOTAL
TOTAL TASK STEPS EVALUATED							
TOTAL TASK STEPS "GO"							
TRAINING STATUS "GO"/"NO-GO"							

"*" indicates a leader task step.

SUPPORTING INDIVIDUAL TASKS: NONE

SUPPORTING COLLECTIVE TASKS

Task Number	Task Title
03-3-C202.05-T01A	Prepare for a Chemical Attack
03-3-C203.05-T01A	Respond to a Chemical Attack
03-3-C205.05-T01A	Prepare for a Friendly Nuclear Strike

OPFOR TASKS AND STANDARDS

TASK: Disrupt Movement (5-OPFOR-0014)

CONDITION: The enemy is expected to move through the opposing forces (OPFOR) element's area of operations. The OPFOR element has received an operation order (OPORD) or fragmentary order (FRAGO) to disrupt enemy movement. The enemy has the capability to defend with direct fire and antiarmor weapons.

STANDARD: The OPFOR element delays enemy movement. 1. Delays the element. 2. Forces the element to deviate from its route. 3. Prevents the element from reaching its destination. 4. Surprises the element's main body.

TASK: Defeat Obstacles (5-OPFOR-0009)

CONDITION: The opposing forces (OPFOR) element encounters an obstacle that blocks the avenue of approach as it advances upon the enemy forces.

STANDARD: The OPFOR element bypasses or breaches the enemy obstacle. 1. Detects the obstacle before halting its main body. 2. Defeats the obstacle. a. Bypasses the obstacle without entering the engagement areas. b. Breaches the obstacle within 45 minutes and passes its entire force through the obstacle. 3. Does not incur degradation to the point that the mission must be discontinued.

TASK: Disrupt a Route Reconnaissance (5-OPFOR-0021)

CONDITION: The enemy is conducting a route reconnaissance. The opposing forces (OPFOR) element is positioned along the enemy's route.

STANDARD: The OPFOR element attempts to disrupt a squad/section conducting a route reconnaissance. 1. Prevents the unit from meeting its specified time schedule. 2. Forces the unit to deviate from its specified route. 3. Prevents the unit from reaching its assigned destination. 4. Surprises the squad/section. 5. Inflicts casualties on the unit.

TASK: Conduct Terrorist and Saboteur Attacks (5-OPFOR-0005)

CONDITION: The opposing forces (OPFOR) element dispatches small teams into the enemy's rear area to disrupt combat service support (CSS) operations.

STANDARD: The enemy sustains disrupted command and control (C2), destroyed equipment and supplies, and light casualties. 1. Locates rear support bases and C2 facilities. 2. Delays and disrupts CSS operations through probes. 3. Infiltrates CSS bases to conduct sabotage and terrorist activities. 4. Inflicts light casualties. 5. Destroys supplies and equipment.

TASK: Disrupt a Net Control Station (NCS) (5-OPFOR-0019)

CONDITION: The enemy has established a NCS. The opposing forces (OPFOR) element has radio and jamming equipment.

STANDARD: The OPFOR element attempts to disrupt an NCS. 1. Attempts to locate the radio frequency that the unit is operating on. 2. Attempts to enter the radio net. 3. Attempts to issue "bogus" orders to a unit on the net. 4. Jams the radio frequency and forces the unit to go to an alternate frequency.

TASK: Disrupt Construction of Vehicle Fighting Positions (5-OPFOR-0020)

CONDITION: The opposing forces (OPFOR) element has located the enemy. The priority intelligence requirements (PIR) and other intelligence obtained by OPFOR patrols indicate the enemy is constructing vehicle fighting positions within its defensive area. The OPFOR element has automatic and antiarmor weapons and light mortars.

STANDARD: The OPFOR element attempts to disrupt the enemy's efforts to establish vehicle fighting positions. 1. Locates the defensive area. 2. Surprises the main body. 3. Penetrates the defensive area with squad-size probes. 4. Inflicts casualties on the unit. 5. Destroys vehicles. 6. Disrupts the unit's preparations (prevents or delays beyond the unit's allotted time).

TASK: Conduct an Aerial Reconnaissance (5-OPFOR-0010)

CONDITION: The opposing forces (OPFOR) headquarters (HQ) element requires intelligence on the locations and identification of enemy elements. An aircraft is dispatched to take photographs and make a visual inspection of the enemy rear area.

STANDARD: The OPFOR element gathers photograph intelligence of the enemy. 1. Photographs the assigned sectors. 2. Makes quick visual checks where the ceiling is low. 3. Locates enemy positions in the area, particularly support and storage bases, and command and control (C2) facilities. 4. Sustains no loss of aircraft. 5. Reports priority intelligence requirements (PIR) and other information requirements to the OPFOR HQ.

TASK: Conduct an Attack (5-OPFOR-0008)

CONDITION: The enemy is conducting tactical operations. The opposing forces (OPFOR) element receives orders to attack the enemy, the area of occupation, or the main supply route (MSR) with smoke.

STANDARD: The OPFOR element disrupts the enemy's movement and smoke operations. 1. Determines the delivery method of the smoke attack. 2. Locates the target. 3. Delivers the smoke attack downwind. 4. Attacks the enemy with smoke, and surge attacks when the enemy responds to the smoke.

TASK: Disrupt Defensive Preparations (5-OPFOR-0018)

CONDITION: The opposing forces (OPFOR) element has located the enemy. Priority intelligence requirements (PIR) and other intelligence requirements obtained by OPFOR patrols indicate that the enemy elements are establishing defensive positions. The OPFOR element has automatic and antiarmor weapons and light mortars.

STANDARD: The OPFOR element disrupts and delays the enemy's defensive preparations. 1. Locates and penetrates the enemy's security system. 2. Forces the enemy to delay defensive preparations. 3. Disrupts the enemy's obstacle preparations.

TASK: Disrupt Quarters Party Operations (5-OPFOR-0017)

CONDITION: The enemy is conducting quarters party operations. It has established an assembly area (AA) but has not moved in the main body.

STANDARD: The opposing forces (OPFOR) element attempts to disrupt quarters party operations and infiltrate the enemy's AA. 1. Locates the quarters party and the AA. 2. Surprises the main body. 3. Penetrates the AA with squad-size probes. 4. Inflicts personnel casualties and vehicle damage. 5. Disrupts the unit's preparations (prevents or delays beyond the unit's allotted time).

TASK: Disrupt Enemy Movement and Operations Using Tactical Nuclear Weapons (5-OPFOR-0016)

CONDITION: The opposing forces (OPFOR) element has located the enemy. Priority intelligence requirements (PIR) and other intelligence requirements have been obtained by OPFOR patrols. Tactical nuclear weapons are employed against key locations in the rear area.

STANDARD: The OPFOR element disrupts enemy movement and operations. 1. Disrupts or delays the movement of the enemy's equipment and supplies to the forward areas. 2. Destroys enemy equipment and supplies. 3. Inflicts a high rate of nuclear casualties among the enemy forces. 4. Denies the enemy the use of specified areas. 5. Contaminates the enemy's equipment and supplies.

TASK: Disrupt Assembly Area (AA) Activities (5-OPFOR-0013)

CONDITION: Intelligence reports indicate that platoon- and company-size enemy units are operating in the opposing forces (OPFOR) area of operations. Enemy units can defend from AAs with direct fire, antiarmor weapons, and indirect fire. The enemy has close air support (CAS) and nuclear, biological, and chemical (NBC) capabilities.

STANDARD: The OPFOR element locates and disrupts the enemy's AA activities. 1. Locates the element's AA. 2. Probes the AA with squad- or team-size elements. 3. Inflicts more than 5 percent casualties on the element. 4. Disrupts the element's preparations (prevents or delays beyond the element's allotted time).

TASK: Disrupt Enemy Movement and Operations Using Persistent and Nonpersistent Chemical Weapons (5-OPFOR-0015)

CONDITION: The opposing forces (OPFOR) element has located the enemy. Priority intelligence requirements (PIR) and other intelligence requirements have been obtained by OPFOR patrols. The OPFOR units deliver chemical agents, by means of conventional artillery weapons or aircraft, along selected supply routes and key bases in the rear area.

STANDARD: The OPFOR element disrupts enemy movement and operations using persistent and nonpersistent chemical weapons. 1. Delivers chemical agents in low and densely wooded areas. 2. Delays the movement of enemy supplies and equipment to the forward areas. 3. Restricts the movement of the enemy units in the rear area. 4. Channels the movement of enemy units into predesignated ambush areas. 5. Contaminates enemy supplies and equipment. 6. Inflicts a high rate of casualties on enemy forces.

TASK: Counter Passage of Lines (5-OPFOR-0012)

CONDITION: Enemy forces are in defensive positions, but they are expected to attempt passage-of-lines operations. The opposing forces (OPFOR) received orders to disrupt enemy passage-of-lines operations.

STANDARD: The OPFOR element delays or prevents enemy passage of lines. 1. Delays the passage. 2. Prevents the company from moving all personnel through the stationary unit. 3. Engages the main body of either the moving or the stationary unit.

TASK: Conduct Air Attacks (5-OPFOR-0002)

CONDITION: The opposing forces (OPFOR) element in the rear area has forwarded the positions of the enemy support sites or the locations of moving elements. The OPFOR aircraft have been dispatched to attack enemy installations or convoys.

STANDARD: The OPFOR element attempts to delay, disrupt, or damage the enemy targets by air. 1. Locates the target (support sites or convoys). 2. Makes attack runs on the designated targets. 3. Inflicts heavy damage to the selected target. 4. Sustains no loss of aircraft. 5. Delays moving the force for more than one hour.

TASK: Surrender to the Capturing Unit on the Battlefield (5-OPFOR-0024)

CONDITION: The enemy has captured the opposing forces (OPFOR) element's soldiers, documents, and equipment sensitive to the OPFOR tactical operations.

STANDARD: The OPFOR soldiers retain or destroy documents and equipment. The OPFOR element surrenders documents and equipment of no tactical use to the enemy and attempts to conceal or destroy items of tactical value. The OPFOR element attempts escape and evasion. 1. Prevents the successful capture of documents and equipment. 2. Destroys documents and equipment. 3. Removes identifying markings from equipment. 4. Removes unit-identifying insignia. 5. Provides misleading information. 6. Plans an escape. 7. Delays movement to the nearest collection point. 8. Prevents safeguarding of enemy prisoners of war (EPWs) in order to cause embarrassment to the United States (US).

TASK: Conduct a Raid (5-OPFOR-0004)

CONDITION: The opposing forces (OPFOR) element has occupied an objective rally point and has orders to conduct a raid on a combat service support (CSS) base.

STANDARD: The OPFOR element infiltrates the enemy's base and destroys all of the targets. 1. Surprises the enemy forces. 2. Assaults the support base and accomplishes the assigned tasks. 3. Destroys the specified equipment and supplies. 4. Avoids being decisively engaged. 5. Withdraws all personnel from the objective areas within the time prescribed. 6. Obtains all priority intelligence requirements (PIR) from the raid site. 7. Sustains only light casualties from enemy fire.

TASK: Attack (5-OPFOR-0001)

CONDITION: The opposing forces (OPFOR) element has located the enemy. The priority intelligence requirements (PIR) and other intelligence requirements have been obtained by OPFOR patrols. The OPFOR element has automatic and antiarmor weapons and light mortars.

STANDARD: The OPFOR element attempts to seize the terrain, vehicles, or equipment. 1. Develops an attack plan. 2. Surprises the enemy unit's main body. 3. Initiates the attack using a scheme of maneuver that exploits the enemy's flanks, gaps, and weaknesses. 4. Uses covered and concealed routes to approach the enemy forces' flanks, gaps, or weakly held areas. 5. Employs indirect fire to support the attack. 6. Penetrates enemy defenses. 7. Destroys equipment and supplies. 8. Inflicts heavy casualties. 9. Isolates the combat service support (CSS) base by blocking reinforcements. 10. Forces enemy units to displace. 11. Avoids being fixed in one position. 12. Withdraws before the CSS base is reinforced with tactical combat forces.

TASK: Conduct Sniper Operations (5-OPFOR-0006)

CONDITION: The opposing forces (OPFOR) element has assigned snipers (regular or irregular elements) in the enemy's rear area along the main supply route (MSR) and near support sites.

STANDARD: The OPFOR element kills or wounds targets. 1. Sets up a well-concealed location. 2. Engages vehicle drivers or personnel on foot with short bursts of semiautomatic fire. 3. Kills or wounds selected targets. 4. Prevents the position from being discovered by enemy forces. 5. Evacuates the area without being spotted. 6. Reports all specified priority intelligence requirements (PIR) and other intelligence requirements to the OPFOR headquarters (HQ).

TASK: Defend a Minefield (5-OPFOR-0023)

CONDITION: The enemy is conducting a minefield sweeping operation. The opposing forces (OPFOR) element has a minefield placed in the enemy's path. The minefield is under constant observation and fire.

STANDARD: The OPFOR element defends a minefield against an enemy element conducting a minefield sweeping operation. 1. Prevents the unit from detecting the obstacle. 2. Disrupts the minefield sweeping operation. 3. Prevents the unit from conducting the minefield sweeping operation, prevents the unit from moving all personnel through the breach or delays the completion of the minefield sweeping operation for more than 45 minutes.

TASK: Maintain Contact (5-OPFOR-0003)

CONDITION: The opposing forces (OPFOR) element is engaged with enemy base defense forces. The enemy forces are withdrawing under pressure.

STANDARD: The OPFOR element maintains enemy contact while the enemy withdraws. 1. Engages the enemy forces decisively. 2. Advances the OPFOR as the enemy forces withdraw. 3. Inflicts heavy casualties. 4. Captures the members of the enemy force. 5. Captures documents and equipment. 6. Safeguards captured documents, equipment, and personnel.

TASK: Conduct an Ambush (5-OPFOR-0007)

CONDITION: The enemy is moving in a convoy. The opposing forces (OPFOR) element is positioned along the enemy's route.

STANDARD: The OPFOR element inflicts casualties on the enemy and causes vehicle and equipment damage. 1. Prepares an ambush site before the element arrives. 2. Surprises march element forces. 3. Inflicts heavy casualties within the designated kill zone. 4. Inflicts heavy damage to vehicles and equipment within the designated kill zone. 5. Delays the march element from reaching a specified destination for a specified period of time. 6. Withdraws on order. 7. Sustains no casualties. 8. Reports actions to superiors.

TASK: Disrupt an Engineer Reconnaissance (5-OPFOR-0022)

CONDITION: The enemy is conducting an engineer reconnaissance. The opposing forces (OPFOR) element is positioned along the enemy's route.

STANDARD: The OPFOR element disrupts an engineer reconnaissance. 1. Prevents the unit from meeting its specified time schedule. 2. Forces the unit to deviate from its specified route. 3. Prevents the unit from accomplishing its assigned engineer reconnaissance. 4. Surprises the unit conducting the reconnaissance.

ELEMENTS: Headquarters Detachment
 Section
 Command Section
 S2 and S3 Section

TASK: Control Construction Operations (05-1-0715)
 (FM 5-412)

ITERATION: 1 2 3 4 5 M (Circle)

COMMANDER/LEADER ASSESSMENT: T P U (Circle)

CONDITIONS: The engineer battalion is conducting continuous tactical operations and receives a construction directive to construct, rehabilitate, or maintain a facility. Some iterations of this task should be performed in MOPP4.

TASK STANDARDS: The unit develops detailed plans for the project, inspects the project for quality control, and ensures that the project is completed on time. The unit turns the project over to the user when completed. The time required to perform this task is increased when conducting it in mission-oriented protection posture (MOPP) 4.

TASK STEPS AND PERFORMANCE MEASURES	GO	NO-GO
<ol style="list-style-type: none"> 1. The unit plans and directs engineer intelligence collection. 2. The Operations and Training Officer (US Army) (S3) section conducts a reconnaissance to determine if the environment will affect construction and if there are existing facilities or natural resources available nearby. <ol style="list-style-type: none"> a. Determined terrain features and their effect on the project. b. Ascertained any problems involved in permitting travel to and from the work site. c. Determined what would be needed to keep the jobsite drained before, during, and after construction. d. Determined the soil type and effort required to allow vehicle traffic and construction. e. Evaluated all existing facilities that could be used. 3. The unit reviews the information obtained from the construction directive, the intelligence report, and the site investigation to develop an operation plan (OPLAN) or an administrative/logistical plan. The plan includes all aspects of the project involving administration and logistics. 4. The unit plans the project. <ol style="list-style-type: none"> a. Preliminary plan: Provided a quick overview of assigned tasks and the unit's capacity to accomplish them. b. Detailed plan: Provided an accurate estimate of the materials, labor, and equipment to do each of the subtasks in a construction project. 5. The unit prepares a construction estimate. 6. The unit prepares a construction directive and issues it to the construction unit. 7. The unit coordinates additional personnel, equipment, and critical items. 8. The unit monitors construction according to the battalion's standing operating procedure (SOP) and conducts quality assurance inspections. 		

TASK STEPS AND PERFORMANCE MEASURES	GO	NO-GO
9. The unit performs a final inspection of the finished construction and turns it over to the user.		

TASK PERFORMANCE / EVALUATION SUMMARY BLOCK							
ITERATION	1	2	3	4	5	M	TOTAL
TOTAL TASK STEPS EVALUATED							
TOTAL TASK STEPS "GO"							
TRAINING STATUS "GO"/"NO-GO"							

"*" indicates a leader task step.

SUPPORTING INDIVIDUAL TASKS

Task Number	Task Title
052-256-4141	Determine Events in a Construction Project
052-256-4144	Execute a Quality Control Plan

SUPPORTING COLLECTIVE TASKS

Task Number	Task Title
05-1-0510	Direct Survivability Construction
05-1-0522	Direct Combat Road/Trail Construction
05-1-0700	Perform Combat Construction Survey Operations
05-1-0716	Prepare Construction Estimates
05-1-0718	Prepare and Issue a Construction Directive
05-1-0719	Conduct Quality Control Operations
05-2-0410	Manage Engineer Reconnaissance Operations
05-3-0412	Perform a Technical Reconnaissance

OPFOR TASKS AND STANDARDS

TASK: Defeat Obstacles (5-OPFOR-0009)

CONDITION: The opposing forces (OPFOR) element encounters an obstacle that blocks the avenue of approach as it advances upon the enemy forces.

STANDARD: The OPFOR element bypasses or breaches the enemy obstacle. 1. Detects the obstacle before halting its main body. 2. Defeats the obstacle. a. Bypasses the obstacle without entering the engagement areas. b. Breaches the obstacle within 45 minutes and passes its entire force through the obstacle. 3. Does not incur degradation to the point that the mission must be discontinued.

TASK: Disrupt a Route Reconnaissance (5-OPFOR-0021)

CONDITION: The enemy is conducting a route reconnaissance. The opposing forces (OPFOR) element is positioned along the enemy's route.

STANDARD: The OPFOR element attempts to disrupt a squad/section conducting a route reconnaissance. 1. Prevents the unit from meeting its specified time schedule. 2. Forces the unit to deviate from its specified route. 3. Prevents the unit from reaching its assigned destination. 4. Surprises the squad/section. 5. Inflicts casualties on the unit.

TASK: Conduct Terrorist and Saboteur Attacks (5-OPFOR-0005)

CONDITION: The opposing forces (OPFOR) element dispatches small teams into the enemy's rear area to disrupt combat service support (CSS) operations.

STANDARD: The enemy sustains disrupted command and control (C2), destroyed equipment and supplies, and light casualties. 1. Locates rear support bases and C2 facilities. 2. Delays and disrupts CSS operations through probes. 3. Infiltrates CSS bases to conduct sabotage and terrorist activities. 4. Inflicts light casualties. 5. Destroys supplies and equipment.

TASK: Disrupt a Net Control Station (NCS) (5-OPFOR-0019)

CONDITION: The enemy has established a NCS. The opposing forces (OPFOR) element has radio and jamming equipment.

STANDARD: The OPFOR element attempts to disrupt an NCS. 1. Attempts to locate the radio frequency that the unit is operating on. 2. Attempts to enter the radio net. 3. Attempts to issue "bogus" orders to a unit on the net. 4. Jams the radio frequency and forces the unit to go to an alternate frequency.

TASK: Disrupt Construction of Vehicle Fighting Positions (5-OPFOR-0020)

CONDITION: The opposing forces (OPFOR) element has located the enemy. The priority intelligence requirements (PIR) and other intelligence obtained by OPFOR patrols indicate the enemy is constructing vehicle fighting positions within its defensive area. The OPFOR element has automatic and antiarmor weapons and light mortars.

STANDARD: The OPFOR element attempts to disrupt the enemy's efforts to establish vehicle fighting positions. 1. Locates the defensive area. 2. Surprises the main body. 3. Penetrates the defensive area with squad-size probes. 4. Inflicts casualties on the unit. 5. Destroys vehicles. 6. Disrupts the unit's preparations (prevents or delays beyond the unit's allotted time).

TASK: Conduct an Aerial Reconnaissance (5-OPFOR-0010)

CONDITION: The opposing forces (OPFOR) headquarters (HQ) element requires intelligence on the locations and identification of enemy elements. An aircraft is dispatched to take photographs and make a visual inspection of the enemy rear area.

STANDARD: The OPFOR element gathers photograph intelligence of the enemy. 1. Photographs the assigned sectors. 2. Makes quick visual checks where the ceiling is low. 3. Locates enemy positions in the area, particularly support and storage bases, and command and control (C2) facilities. 4. Sustains no loss of aircraft. 5. Reports priority intelligence requirements (PIR) and other information requirements to the OPFOR HQ.

TASK: Disrupt Defensive Preparations (5-OPFOR-0018)

CONDITION: The opposing forces (OPFOR) element has located the enemy. Priority intelligence requirements (PIR) and other intelligence requirements obtained by OPFOR patrols indicate that the enemy elements are establishing defensive positions. The OPFOR element has automatic and antiarmor weapons and light mortars.

STANDARD: The OPFOR element disrupts and delays the enemy's defensive preparations. 1. Locates and penetrates the enemy's security system. 2. Forces the enemy to delay defensive preparations. 3. Disrupts the enemy's obstacle preparations.

TASK: Disrupt Quartering Party Operations (5-OPFOR-0017)

CONDITION: The enemy is conducting quartering party operations. It has established an assembly area (AA) but has not moved in the main body.

STANDARD: The opposing forces (OPFOR) element attempts to disrupt quartering party operations and infiltrate the enemy's AA. 1. Locates the quartering party and the AA. 2. Surprises the main body. 3. Penetrates the AA with squad-size probes. 4. Inflicts personnel casualties and vehicle damage. 5. Disrupts the unit's preparations (prevents or delays beyond the unit's allotted time).

TASK: Disrupt Movement (5-OPFOR-0014)

CONDITION: The enemy is expected to move through the opposing forces (OPFOR) element's area of operations. The OPFOR element has received an operation order (OPORD) or fragmentary order (FRAGO) to disrupt enemy movement. The enemy has the capability to defend with direct fire and antiarmor weapons.

STANDARD: The OPFOR element delays enemy movement. 1. Delays the element. 2. Forces the element to deviate from its route. 3. Prevents the element from reaching its destination. 4. Surprises the element's main body.

TASK: Disrupt Enemy Movement and Operations Using Tactical Nuclear Weapons (5-OPFOR-0016)

CONDITION: The opposing forces (OPFOR) element has located the enemy. Priority intelligence requirements (PIR) and other intelligence requirements have been obtained by OPFOR patrols. Tactical nuclear weapons are employed against key locations in the rear area.

STANDARD: The OPFOR element disrupts enemy movement and operations. 1. Disrupts or delays the movement of the enemy's equipment and supplies to the forward areas. 2. Destroys enemy equipment and supplies. 3. Inflicts a high rate of nuclear casualties among the enemy forces. 4. Denies the enemy the use of specified areas. 5. Contaminates the enemy's equipment and supplies.

TASK: Disrupt Assembly Area (AA) Activities (5-OPFOR-0013)

CONDITION: Intelligence reports indicate that platoon- and company-size enemy units are operating in the opposing forces (OPFOR) area of operations. Enemy units can defend from AAs with direct fire, antiarmor weapons, and indirect fire. The enemy has close air support (CAS) and nuclear, biological, and chemical (NBC) capabilities.

STANDARD: The OPFOR element locates and disrupts the enemy's AA activities. 1. Locates the element's AA. 2. Probes the AA with squad- or team-size elements. 3. Inflicts more than 5 percent casualties on the element. 4. Disrupts the element's preparations (prevents or delays beyond the element's allotted time).

TASK: Disrupt Enemy Movement and Operations Using Persistent and Nonpersistent Chemical Weapons (5-OPFOR-0015)

CONDITION: The opposing forces (OPFOR) element has located the enemy. Priority intelligence requirements (PIR) and other intelligence requirements have been obtained by OPFOR patrols. The OPFOR units deliver chemical agents, by means of conventional artillery weapons or aircraft, along selected supply routes and key bases in the rear area.

STANDARD: The OPFOR element disrupts enemy movement and operations using persistent and nonpersistent chemical weapons. 1. Delivers chemical agents in low and densely wooded areas. 2. Delays the movement of enemy supplies and equipment to the forward areas. 3. Restricts the movement of the enemy units in the rear area. 4. Channels the movement of enemy units into predesignated ambush areas. 5. Contaminates enemy supplies and equipment. 6. Inflicts a high rate of casualties on enemy forces.

TASK: Counter Passage of Lines (5-OPFOR-0012)

CONDITION: Enemy forces are in defensive positions, but they are expected to attempt passage-of-lines operations. The opposing forces (OPFOR) received orders to disrupt enemy passage-of-lines operations.

STANDARD: The OPFOR element delays or prevents enemy passage of lines. 1. Delays the passage. 2. Prevents the company from moving all personnel through the stationary unit. 3. Engages the main body of either the moving or the stationary unit.

TASK: Conduct Air Attacks (5-OPFOR-0002)

CONDITION: The opposing forces (OPFOR) element in the rear area has forwarded the positions of the enemy support sites or the locations of moving elements. The OPFOR aircraft have been dispatched to attack enemy installations or convoys.

STANDARD: The OPFOR element attempts to delay, disrupt, or damage the enemy targets by air. 1. Locates the target (support sites or convoys). 2. Makes attack runs on the designated targets. 3. Inflicts heavy damage to the selected target. 4. Sustains no loss of aircraft. 5. Delays moving the force for more than one hour.

TASK: Surrender to the Capturing Unit on the Battlefield (5-OPFOR-0024)

CONDITION: The enemy has captured the opposing forces (OPFOR) element's soldiers, documents, and equipment sensitive to the OPFOR tactical operations.

STANDARD: The OPFOR soldiers retain or destroy documents and equipment. The OPFOR element surrenders documents and equipment of no tactical use to the enemy and attempts to conceal or destroy items of tactical value. The OPFOR element attempts escape and evasion. 1. Prevents the successful capture of documents and equipment. 2. Destroys documents and equipment. 3. Removes identifying markings from equipment. 4. Removes unit-identifying insignia. 5. Provides misleading information. 6. Plans an escape. 7. Delays movement to the nearest collection point. 8. Prevents safeguarding of enemy prisoners of war (EPWs) in order to cause embarrassment to the United States (US).

TASK: Attack (5-OPFOR-0001)

CONDITION: The opposing forces (OPFOR) element has located the enemy. The priority intelligence requirements (PIR) and other intelligence requirements have been obtained by OPFOR patrols. The OPFOR element has automatic and antiarmor weapons and light mortars.

STANDARD: The OPFOR element attempts to seize the terrain, vehicles, or equipment. 1. Develops an attack plan. 2. Surprises the enemy unit's main body. 3. Initiates the attack using a scheme of maneuver that exploits the enemy's flanks, gaps, and weaknesses. 4. Uses covered and concealed routes to approach the enemy forces' flanks, gaps, or weakly held areas. 5. Employs indirect fire to support the attack. 6. Penetrates enemy defenses. 7. Destroys equipment and supplies. 8. Inflicts heavy casualties. 9. Isolates the combat service support (CSS) base by blocking reinforcements. 10. Forces enemy units to displace. 11. Avoids being fixed in one position. 12. Withdraws before the CSS base is reinforced with tactical combat forces.

TASK: Conduct a Raid (5-OPFOR-0004)

CONDITION: The opposing forces (OPFOR) element has occupied an objective rally point and has orders to conduct a raid on a combat service support (CSS) base.

STANDARD: The OPFOR element infiltrates the enemy's base and destroys all of the targets. 1. Surprises the enemy forces. 2. Assaults the support base and accomplishes the assigned tasks. 3. Destroys the specified equipment and supplies. 4. Avoids being decisively engaged. 5. Withdraws all personnel from the objective areas within the time prescribed. 6. Obtains all priority intelligence requirements (PIR) from the raid site. 7. Sustains only light casualties from enemy fire.

TASK: Conduct Sniper Operations (5-OPFOR-0006)

CONDITION: The opposing forces (OPFOR) element has assigned snipers (regular or irregular elements) in the enemy's rear area along the main supply route (MSR) and near support sites.

STANDARD: The OPFOR element kills or wounds targets. 1. Sets up a well-concealed location. 2. Engages vehicle drivers or personnel on foot with short bursts of semiautomatic fire. 3. Kills or wounds selected targets. 4. Prevents the position from being discovered by enemy forces. 5. Evacuates the area without being spotted. 6. Reports all specified priority intelligence requirements (PIR) and other intelligence requirements to the OPFOR headquarters (HQ).

TASK: Defend a Minefield (5-OPFOR-0023)

CONDITION: The enemy is conducting a minefield sweeping operation. The opposing forces (OPFOR) element has a minefield placed in the enemy's path. The minefield is under constant observation and fire.

STANDARD: The OPFOR element defends a minefield against an enemy element conducting a minefield sweeping operation. 1. Prevents the unit from detecting the obstacle. 2. Disrupts the minefield sweeping operation. 3. Prevents the unit from conducting the minefield sweeping operation, prevents the unit from moving all personnel through the breach or delays the completion of the minefield sweeping operation for more than 45 minutes.

TASK: Maintain Contact (5-OPFOR-0003)

CONDITION: The opposing forces (OPFOR) element is engaged with enemy base defense forces. The enemy forces are withdrawing under pressure.

STANDARD: The OPFOR element maintains enemy contact while the enemy withdraws. 1. Engages the enemy forces decisively. 2. Advances the OPFOR as the enemy forces withdraw. 3. Inflicts heavy casualties. 4. Captures the members of the enemy force. 5. Captures documents and equipment. 6. Safeguards captured documents, equipment, and personnel.

TASK: Disrupt an Engineer Reconnaissance (5-OPFOR-0022)

CONDITION: The enemy is conducting an engineer reconnaissance. The opposing forces (OPFOR) element is positioned along the enemy's route.

STANDARD: The OPFOR element disrupts an engineer reconnaissance. 1. Prevents the unit from meeting its specified time schedule. 2. Forces the unit to deviate from its specified route. 3. Prevents the unit from accomplishing its assigned engineer reconnaissance. 4. Surprises the unit conducting the reconnaissance.

TASK: Conduct an Attack (5-OPFOR-0008)

CONDITION: The enemy is conducting tactical operations. The opposing forces (OPFOR) element receives orders to attack the enemy, the area of occupation, or the main supply route (MSR) with smoke.

STANDARD: The OPFOR element disrupts the enemy's movement and smoke operations. 1. Determines the delivery method of the smoke attack. 2. Locates the target. 3. Delivers the smoke attack downwind. 4. Attacks the enemy with smoke, and surge attacks when the enemy responds to the smoke.

TASK: Conduct an Ambush (5-OPFOR-0007)

CONDITION: The enemy is moving in a convoy. The opposing forces (OPFOR) element is positioned along the enemy's route.

STANDARD: The OPFOR element inflicts casualties on the enemy and causes vehicle and equipment damage. 1. Prepares an ambush site before the element arrives. 2. Surprises march element forces. 3. Inflicts heavy casualties within the designated kill zone. 4. Inflicts heavy damage to vehicles and equipment within the designated kill zone. 5. Delays the march element from reaching a specified destination for a specified period of time. 6. Withdraws on order. 7. Sustains no casualties. 8. Reports actions to superiors.

ELEMENT: S2 and S3 Section

TASK: Conduct Quality Control Operations (05-1-0719)
(DA PAM 738-750) (FM 5-412)

ITERATION: 1 2 3 4 5 M (Circle)

COMMANDER/LEADER ASSESSMENT: T P U (Circle)

CONDITIONS: The battalion has established quality control procedures for construction projects. Units of the battalion are accomplishing construction projects and are subject to announced or unannounced inspections. Some iterations of this task should be performed in MOPP4.

TASK STANDARDS: Battalion compliance with its established quality control procedures is ensured. Inspections include recommendations for corrective action and timely follow-up to ensure compliance. No projects are delayed or rejected because of inadequate quality control measures. The time required to perform this task is increased when conducting it in mission-oriented protection posture (MOPP) 4.

TASK STEPS AND PERFORMANCE MEASURES	GO	NO-GO
<p>* 1. The battalion's construction standing operating procedure (SOP) includes guidelines for quality control operations. The Operations and Training Officer (US Army) (S3) section--</p> <ul style="list-style-type: none"> a. Used adequate drawings and specifications for each project. b. Directed battalion projects to the construction unit. c. Worked with the Supply Officer (US Army) (S4) to ensure that sufficient construction materials were on hand before the construction started. d. Approved a work schedule for each construction project and a critical path method (CPM) network analysis for use at the project site. e. Conducted announced and unannounced inspections of construction projects to ensure that construction units were complying with quality control procedures established by the SOP. <p>2. The constructing unit ensures that the battalion's established construction standards and quality control procedures are followed.</p> <ul style="list-style-type: none"> a. Conducted field classification tests to determine the physical properties of the soil. b. Conducted in-place soil analysis (as required) ensuring that battalion material quality technicians were capable and equipped to perform in-place soil exploration, bore samples, penetrometer test, soil trafficability, soil moisture content, and remolding. <p>3. The battalion's soils laboratory is equipped to perform tests on grain size and distribution, specific gravity, hydrometer analysis, moisture content, liquid and plastic limits, density determination (by sand cone and nuclear densitometer), and California bearing ratio (CBR).</p> <ul style="list-style-type: none"> a. Compiled technical soils reports for large-scale projects. b. Conducted in-place concrete, slump, beam, and cylinder tests on concrete placement pours at the jobsite. c. Performed identification and Marshall stability tests on bituminous material. d. Rejected tested contract materials immediately that did not meet design specifications. <p>4. The battalion survey section conducts survey operations.</p> <ul style="list-style-type: none"> a. Established horizontal and vertical project controls. 		

TASK STEPS AND PERFORMANCE MEASURES	GO	NO-GO
<p>b. Monitored projects to ensure that they were built according to design plans. Recorded/approved design changes for developing as-built drawings.</p> <p>5. Construction units request technical support teams in advance to ensure that progress is not jeopardized.</p> <p>6. Technical teams (survey/soils/drafting) coordinate with inspection teams for controls and problem areas within the scope of the project.</p> <p>7. The battalion follows established project reporting procedures.</p> <ul style="list-style-type: none"> a. The S3 issued a detailed construction directive to the identified construction unit responsible for each project. b. Construction units submitted required status reports to the S3 for each project. c. The S3 construction section closely monitored, recorded, and reported project status to higher headquarters (HQ), as required. d. The battalion received a channel for requesting equipment and material support. e. Construction units submitted requests for project extensions or delays to the battalion's S3. f. Construction units submitted after-action and completion reports to the S3. g. The S3 maintained a construction project file for active and inactive projects. <p>8. The S3 or his representative ensures that the battalion's established construction inspection program is followed.</p> <ul style="list-style-type: none"> a. Used the construction SOP to identify the parameters of battalion inspections and to define the inspector's authority to require work or initiate stop work orders. b. Made an initial construction site inspection. c. Held preconstruction conferences to clarify design criteria and solve foreseen construction problems. d. Monitored and conducted routine inspections throughout project durations. Furnished a copy of the inspection report with deficiencies and recommended corrective action to the construction unit. e. Made timely follow-up inspections of discrepancies and recorded corrective actions taken. f. Conducted unannounced quality assurance inspections on contract materials and construction techniques. Gave the construction unit a written copy of the inspection report with instructions and recommendations noted. g. Received reports from construction units when inspection deficiencies were corrected or resolved. h. Conducted phase-out or end-of-project inspections when requested by the construction unit. i. Coordinated the final project inspection and close out. 		

TASK PERFORMANCE / EVALUATION SUMMARY BLOCK							
ITERATION	1	2	3	4	5	M	TOTAL
TOTAL TASK STEPS EVALUATED							
TOTAL TASK STEPS "GO"							
TRAINING STATUS "GO"/"NO-GO"							

"*" indicates a leader task step.

SUPPORTING INDIVIDUAL TASKS

Task Number	Task Title
052-256-4144	Execute a Quality Control Plan

SUPPORTING COLLECTIVE TASKS: NONE

OPFOR TASKS AND STANDARDS

TASK: Defeat Obstacles (5-OPFOR-0009)

CONDITION: The opposing forces (OPFOR) element encounters an obstacle that blocks the avenue of approach as it advances upon the enemy forces.

STANDARD: The OPFOR element bypasses or breaches the enemy obstacle. 1. Detects the obstacle before halting its main body. 2. Defeats the obstacle. a. Bypasses the obstacle without entering the engagement areas. b. Breaches the obstacle within 45 minutes and passes its entire force through the obstacle. 3. Does not incur degradation to the point that the mission must be discontinued.

TASK: Disrupt a Route Reconnaissance (5-OPFOR-0021)

CONDITION: The enemy is conducting a route reconnaissance. The opposing forces (OPFOR) element is positioned along the enemy's route.

STANDARD: The OPFOR element attempts to disrupt a squad/section conducting a route reconnaissance. 1. Prevents the unit from meeting its specified time schedule. 2. Forces the unit to deviate from its specified route. 3. Prevents the unit from reaching its assigned destination. 4. Surprises the squad/section. 5. Inflicts casualties on the unit.

TASK: Conduct Terrorist and Saboteur Attacks (5-OPFOR-0005)

CONDITION: The opposing forces (OPFOR) element dispatches small teams into the enemy's rear area to disrupt combat service support (CSS) operations.

STANDARD: The enemy sustains disrupted command and control (C2), destroyed equipment and supplies, and light casualties. 1. Locates rear support bases and C2 facilities. 2. Delays and disrupts CSS operations through probes. 3. Infiltrates CSS bases to conduct sabotage and terrorist activities. 4. Inflicts light casualties. 5. Destroys supplies and equipment.

TASK: Disrupt a Net Control Station (NCS) (5-OPFOR-0019)

CONDITION: The enemy has established a NCS. The opposing forces (OPFOR) element has radio and jamming equipment.

STANDARD: The OPFOR element attempts to disrupt an NCS. 1. Attempts to locate the radio frequency that the unit is operating on. 2. Attempts to enter the radio net. 3. Attempts to issue "bogus" orders to a unit on the net. 4. Jams the radio frequency and forces the unit to go to an alternate frequency.

TASK: Disrupt Construction of Vehicle Fighting Positions (5-OPFOR-0020)

CONDITION: The opposing forces (OPFOR) element has located the enemy. The priority intelligence requirements (PIR) and other intelligence obtained by OPFOR patrols indicate the enemy is constructing vehicle fighting positions within its defensive area. The OPFOR element has automatic and antiarmor weapons and light mortars.

STANDARD: The OPFOR element attempts to disrupt the enemy's efforts to establish vehicle fighting positions. 1. Locates the defensive area. 2. Surprises the main body. 3. Penetrates the defensive area with squad-size probes. 4. Inflicts casualties on the unit. 5. Destroys vehicles. 6. Disrupts the unit's preparations (prevents or delays beyond the unit's allotted time).

TASK: Conduct an Aerial Reconnaissance (5-OPFOR-0010)

CONDITION: The opposing forces (OPFOR) headquarters (HQ) element requires intelligence on the locations and identification of enemy elements. An aircraft is dispatched to take photographs and make a visual inspection of the enemy rear area.

STANDARD: The OPFOR element gathers photograph intelligence of the enemy. 1. Photographs the assigned sectors. 2. Makes quick visual checks where the ceiling is low. 3. Locates enemy positions in the area, particularly support and storage bases, and command and control (C2) facilities. 4. Sustains no loss of aircraft. 5. Reports priority intelligence requirements (PIR) and other information requirements to the OPFOR HQ.

TASK: Disrupt Defensive Preparations (5-OPFOR-0018)

CONDITION: The opposing forces (OPFOR) element has located the enemy. Priority intelligence requirements (PIR) and other intelligence requirements obtained by OPFOR patrols indicate that the enemy elements are establishing defensive positions. The OPFOR element has automatic and antiarmor weapons and light mortars.

STANDARD: The OPFOR element disrupts and delays the enemy's defensive preparations. 1. Locates and penetrates the enemy's security system. 2. Forces the enemy to delay defensive preparations. 3. Disrupts the enemy's obstacle preparations.

TASK: Disrupt Quartering Party Operations (5-OPFOR-0017)

CONDITION: The enemy is conducting quartering party operations. It has established an assembly area (AA) but has not moved in the main body.

STANDARD: The opposing forces (OPFOR) element attempts to disrupt quartering party operations and infiltrate the enemy's AA. 1. Locates the quartering party and the AA. 2. Surprises the main body. 3. Penetrates the AA with squad-size probes. 4. Inflicts personnel casualties and vehicle damage. 5. Disrupts the unit's preparations (prevents or delays beyond the unit's allotted time).

TASK: Disrupt Movement (5-OPFOR-0014)

CONDITION: The enemy is expected to move through the opposing forces (OPFOR) element's area of operations. The OPFOR element has received an operation order (OPORD) or fragmentary order (FRAGO) to disrupt enemy movement. The enemy has the capability to defend with direct fire and antiarmor weapons.

STANDARD: The OPFOR element delays enemy movement. 1. Delays the element. 2. Forces the element to deviate from its route. 3. Prevents the element from reaching its destination. 4. Surprises the element's main body.

TASK: Disrupt Enemy Movement and Operations Using Tactical Nuclear Weapons (5-OPFOR-0016)

CONDITION: The opposing forces (OPFOR) element has located the enemy. Priority intelligence requirements (PIR) and other intelligence requirements have been obtained by OPFOR patrols. Tactical nuclear weapons are employed against key locations in the rear area.

STANDARD: The OPFOR element disrupts enemy movement and operations. 1. Disrupts or delays the movement of the enemy's equipment and supplies to the forward areas. 2. Destroys enemy equipment and supplies. 3. Inflicts a high rate of nuclear casualties among the enemy forces. 4. Denies the enemy the use of specified areas. 5. Contaminates the enemy's equipment and supplies.

TASK: Disrupt Assembly Area (AA) Activities (5-OPFOR-0013)

CONDITION: Intelligence reports indicate that platoon- and company-size enemy units are operating in the opposing forces (OPFOR) area of operations. Enemy units can defend from AAs with direct fire, antiarmor weapons, and indirect fire. The enemy has close air support (CAS) and nuclear, biological, and chemical (NBC) capabilities.

STANDARD: The OPFOR element locates and disrupts the enemy's AA activities. 1. Locates the element's AA. 2. Probes the AA with squad- or team-size elements. 3. Inflicts more than 5 percent casualties on the element. 4. Disrupts the element's preparations (prevents or delays beyond the element's allotted time).

TASK: Disrupt Enemy Movement and Operations Using Persistent and Nonpersistent Chemical Weapons (5-OPFOR-0015)

CONDITION: The opposing forces (OPFOR) element has located the enemy. Priority intelligence requirements (PIR) and other intelligence requirements have been obtained by OPFOR patrols. The OPFOR units deliver chemical agents, by means of conventional artillery weapons or aircraft, along selected supply routes and key bases in the rear area.

STANDARD: The OPFOR element disrupts enemy movement and operations using persistent and nonpersistent chemical weapons. 1. Delivers chemical agents in low and densely wooded areas. 2. Delays the movement of enemy supplies and equipment to the forward areas. 3. Restricts the movement of the enemy units in the rear area. 4. Channels the movement of enemy units into predesignated ambush areas. 5. Contaminates enemy supplies and equipment. 6. Inflicts a high rate of casualties on enemy forces.

TASK: Counter Passage of Lines (5-OPFOR-0012)

CONDITION: Enemy forces are in defensive positions, but they are expected to attempt passage-of-lines operations. The opposing forces (OPFOR) received orders to disrupt enemy passage-of-lines operations.

STANDARD: The OPFOR element delays or prevents enemy passage of lines. 1. Delays the passage. 2. Prevents the company from moving all personnel through the stationary unit. 3. Engages the main body of either the moving or the stationary unit.

TASK: Conduct a Raid (5-OPFOR-0004)

CONDITION: The opposing forces (OPFOR) element has occupied an objective rally point and has orders to conduct a raid on a combat service support (CSS) base.

STANDARD: The OPFOR element infiltrates the enemy's base and destroys all of the targets. 1. Surprises the enemy forces. 2. Assaults the support base and accomplishes the assigned tasks. 3. Destroys the specified equipment and supplies. 4. Avoids being decisively engaged. 5. Withdraws all personnel from the objective areas within the time prescribed. 6. Obtains all priority intelligence requirements (PIR) from the raid site. 7. Sustains only light casualties from enemy fire.

TASK: Conduct Air Attacks (5-OPFOR-0002)

CONDITION: The opposing forces (OPFOR) element in the rear area has forwarded the positions of the enemy support sites or the locations of moving elements. The OPFOR aircraft have been dispatched to attack enemy installations or convoys.

STANDARD: The OPFOR element attempts to delay, disrupt, or damage the enemy targets by air. 1. Locates the target (support sites or convoys). 2. Makes attack runs on the designated targets. 3. Inflicts heavy damage to the selected target. 4. Sustains no loss of aircraft. 5. Delays moving the force for more than one hour.

TASK: Surrender to the Capturing Unit on the Battlefield (5-OPFOR-0024)

CONDITION: The enemy has captured the opposing forces (OPFOR) element's soldiers, documents, and equipment sensitive to the OPFOR tactical operations.

STANDARD: The OPFOR soldiers retain or destroy documents and equipment. The OPFOR element surrenders documents and equipment of no tactical use to the enemy and attempts to conceal or destroy items of tactical value. The OPFOR element attempts escape and evasion. 1. Prevents the successful capture of documents and equipment. 2. Destroys documents and equipment. 3. Removes identifying markings from equipment. 4. Removes unit-identifying insignia. 5. Provides misleading information. 6. Plans an escape. 7. Delays movement to the nearest collection point. 8. Prevents safeguarding of enemy prisoners of war (EPWs) in order to cause embarrassment to the United States (US).

TASK: Attack (5-OPFOR-0001)

CONDITION: The opposing forces (OPFOR) element has located the enemy. The priority intelligence requirements (PIR) and other intelligence requirements have been obtained by OPFOR patrols. The OPFOR element has automatic and antiarmor weapons and light mortars.

STANDARD: The OPFOR element attempts to seize the terrain, vehicles, or equipment. 1. Develops an attack plan. 2. Surprises the enemy unit's main body. 3. Initiates the attack using a scheme of maneuver that exploits the enemy's flanks, gaps, and weaknesses. 4. Uses covered and concealed routes to approach the enemy forces' flanks, gaps, or weakly held areas. 5. Employs indirect fire to support the attack. 6. Penetrates enemy defenses. 7. Destroys equipment and supplies. 8. Inflicts heavy casualties. 9. Isolates the combat service support (CSS) base by blocking reinforcements. 10. Forces enemy units to displace. 11. Avoids being fixed in one position. 12. Withdraws before the CSS base is reinforced with tactical combat forces.

TASK: Conduct Sniper Operations (5-OPFOR-0006)

CONDITION: The opposing forces (OPFOR) element has assigned snipers (regular or irregular elements) in the enemy's rear area along the main supply route (MSR) and near support sites.

STANDARD: The OPFOR element kills or wounds targets. 1. Sets up a well-concealed location. 2. Engages vehicle drivers or personnel on foot with short bursts of semiautomatic fire. 3. Kills or wounds selected targets. 4. Prevents the position from being discovered by enemy forces. 5. Evacuates the area without being spotted. 6. Reports all specified priority intelligence requirements (PIR) and other intelligence requirements to the OPFOR headquarters (HQ).

TASK: Defend a Minefield (5-OPFOR-0023)

CONDITION: The enemy is conducting a minefield sweeping operation. The opposing forces (OPFOR) element has a minefield placed in the enemy's path. The minefield is under constant observation and fire.

STANDARD: The OPFOR element defends a minefield against an enemy element conducting a minefield sweeping operation. 1. Prevents the unit from detecting the obstacle. 2. Disrupts the minefield sweeping operation. 3. Prevents the unit from conducting the minefield sweeping operation, prevents the unit from moving all personnel through the breach or delays the completion of the minefield sweeping operation for more than 45 minutes.

TASK: Maintain Contact (5-OPFOR-0003)

CONDITION: The opposing forces (OPFOR) element is engaged with enemy base defense forces. The enemy forces are withdrawing under pressure.

STANDARD: The OPFOR element maintains enemy contact while the enemy withdraws. 1. Engages the enemy forces decisively. 2. Advances the OPFOR as the enemy forces withdraw. 3. Inflicts heavy casualties. 4. Captures the members of the enemy force. 5. Captures documents and equipment. 6. Safeguards captured documents, equipment, and personnel.

TASK: Disrupt an Engineer Reconnaissance (5-OPFOR-0022)

CONDITION: The enemy is conducting an engineer reconnaissance. The opposing forces (OPFOR) element is positioned along the enemy's route.

STANDARD: The OPFOR element disrupts an engineer reconnaissance. 1. Prevents the unit from meeting its specified time schedule. 2. Forces the unit to deviate from its specified route. 3. Prevents the unit from accomplishing its assigned engineer reconnaissance. 4. Surprises the unit conducting the reconnaissance.

TASK: Conduct an Attack (5-OPFOR-0008)

CONDITION: The enemy is conducting tactical operations. The opposing forces (OPFOR) element receives orders to attack the enemy, the area of occupation, or the main supply route (MSR) with smoke.

STANDARD: The OPFOR element disrupts the enemy's movement and smoke operations. 1. Determines the delivery method of the smoke attack. 2. Locates the target. 3. Delivers the smoke attack downwind. 4. Attacks the enemy with smoke, and surge attacks when the enemy responds to the smoke.

TASK: Conduct an Ambush (5-OPFOR-0007)

CONDITION: The enemy is moving in a convoy. The opposing forces (OPFOR) element is positioned along the enemy's route.

STANDARD: The OPFOR element inflicts casualties on the enemy and causes vehicle and equipment damage. 1. Prepares an ambush site before the element arrives. 2. Surprises march element forces. 3. Inflicts heavy casualties within the designated kill zone. 4. Inflicts heavy damage to vehicles and equipment within the designated kill zone. 5. Delays the march element from reaching a specified destination for a specified period of time. 6. Withdraws on order. 7. Sustains no casualties. 8. Reports actions to superiors.

ELEMENTS: Section
 Command Section
 S1 Section
 S2 and S3 Section
 S4 Section

TASK: Plan/Control Augmentation Support (05-1-0721)
 (FM 5-100)

ITERATION: 1 2 3 4 5 M (Circle)

COMMANDER/LEADER ASSESSMENT: T P U (Circle)

CONDITIONS: The unit has been tasked with a mission that requires additional resources. Augmentation support is available. Digital units have performed functionality checks, and systems are operational. Some iterations of this task should be performed in MOPP4.

TASK STANDARDS: The battalion staff determines the augmentation support necessary to accomplish the mission, submits the request immediately after the estimate process, and effects coordination and logistical support that provides for unhindered mission execution by the attached unit. Digital units perform collaborative planning; send requests, reports and orders; and perform Digital Topographic Support System (DTSS) functions, using frequency-modulated (FM) or digital means. The time required to perform this task is increased when conducting it in mission-oriented protection posture (MOPP) 4.

TASK STEPS AND PERFORMANCE MEASURES	GO	NO-GO
<p>NOTE: Digital units perform collaborative planning, make requests, and send or receive reports using digital systems.</p> <ol style="list-style-type: none"> 1. The battalion staff conducts mission analysis and determines resource requirements and availability during the estimate process. <ol style="list-style-type: none"> a. Determined resources required in time to accomplish the mission. b. Determined the availability of organic resources. c. Included requirements for rations, maintenance, fuel, and lubricants to support augmentation unit(s), to include shortfalls such as equipment maintenance. 2. The Operations and Training Officer (US Army) (S3) submits a request for augmentation support. <ol style="list-style-type: none"> a. Requested augmentation support from higher headquarters (HQ) if not supporting a maneuver unit. b. Requested augmentation support from higher HQ and the maneuver commander when supporting a maneuver unit. c. Submitted the request immediately after the estimate process was complete. d. Included the following information in the request: <ol style="list-style-type: none"> (1) Type of relationship (command or support). (2) Amount and type of personnel and equipment needed. (3) Length of time needed to accomplish the mission. (4) Mission of the battalion. (5) Mission of the augmentation support unit. 3. The battalion staff modifies the estimate process based on actual augmentation support received and-- <ol style="list-style-type: none"> a. Prioritizes the effort for the supporting unit. b. Effects the coordination for logistical support based on the command or support relationship, such as food, fuel, and maintenance. 		

TASK STEPS AND PERFORMANCE MEASURES	GO	NO-GO
<p>4. The S3 coordinates the liaison of the augmentation unit with the engineer company(s).</p> <ul style="list-style-type: none"> a. Determined time, place, and attendance requirements for issuing the battalion operation order (OPORD) if not already issued. b. Determined the time and place for the liaison between the augmentation unit and the engineer company. <p>5. The battalion staff monitors the attached units.</p> <ul style="list-style-type: none"> a. Received personnel strength, maintenance status, mission status, and updates as required. b. Shifted assets as necessary. c. Inspected the quality of workmanship. d. Visited the unit to maintain high morale. <p>6. The augmented commander/ battalion staff terminates augmentation support.</p> <ul style="list-style-type: none"> a. Accounted for equipment and personnel. b. Reported mission accomplishment to higher and receiving HQ. <p>Note: Reports are sent via FM or digital means in accordance with the unit standing operating procedure (SOP).</p>		

TASK PERFORMANCE / EVALUATION SUMMARY BLOCK							
ITERATION	1	2	3	4	5	M	TOTAL
TOTAL TASK STEPS EVALUATED							
TOTAL TASK STEPS "GO"							
TRAINING STATUS "GO"/"NO-GO"							

"*" indicates a leader task step.

SUPPORTING INDIVIDUAL TASKS: NONE

SUPPORTING COLLECTIVE TASKS

Task Number	Task Title
05-1-0008	Prepare an Operation Order (OPORD)

OPFOR TASKS AND STANDARDS

TASK: Conduct a Raid (5-OPFOR-0004)

CONDITION: The opposing forces (OPFOR) element has occupied an objective rally point and has orders to conduct a raid on a combat service support (CSS) base.

STANDARD: The OPFOR element infiltrates the enemy's base and destroys all of the targets. 1. Surprises the enemy forces. 2. Assaults the support base and accomplishes the assigned tasks. 3. Destroys the specified equipment and supplies. 4. Avoids being decisively engaged. 5. Withdraws all personnel from the objective areas within the time prescribed. 6. Obtains all priority intelligence requirements (PIR) from the raid site. 7. Sustains only light casualties from enemy fire.

TASK: Conduct an Aerial Reconnaissance (5-OPFOR-0010)

CONDITION: The opposing forces (OPFOR) headquarters (HQ) element requires intelligence on the locations and identification of enemy elements. An aircraft is dispatched to take photographs and make a visual inspection of the enemy rear area.

STANDARD: The OPFOR element gathers photograph intelligence of the enemy. 1. Photographs the assigned sectors. 2. Makes quick visual checks where the ceiling is low. 3. Locates enemy positions in the area, particularly support and storage bases, and command and control (C2) facilities. 4. Sustains no loss of aircraft. 5. Reports priority intelligence requirements (PIR) and other information requirements to the OPFOR HQ.

TASK: Gather Intelligence (5-OPFOR-0011)

CONDITION: The opposing forces (OPFOR) small element, operating in the rear area, is planning attacks on enemy bases. Information is needed to complete the plans.

STANDARD: The OPFOR element infiltrates, gathers intelligence information, and submits its findings to the command. 1. Identifies all priority intelligence requirements (PIR) and other intelligence requirements. 2. Passes through any outpost, defensive wire, or warning devices undetected. 3. Moves to an observation point that offers cover and concealment and is clear enough to gather PIR and other intelligence requirements. 4. Gathers all PIR and other intelligence requirements. 5. Withdraws from the area undetected. 6. Reports all information to the OPFOR headquarters (HQ).

TASK: Conduct Sniper Operations (5-OPFOR-0006)

CONDITION: The opposing forces (OPFOR) element has assigned snipers (regular or irregular elements) in the enemy's rear area along the main supply route (MSR) and near support sites.

STANDARD: The OPFOR element kills or wounds targets. 1. Sets up a well-concealed location. 2. Engages vehicle drivers or personnel on foot with short bursts of semiautomatic fire. 3. Kills or wounds selected targets. 4. Prevents the position from being discovered by enemy forces. 5. Evacuates the area without being spotted. 6. Reports all specified priority intelligence requirements (PIR) and other intelligence requirements to the OPFOR headquarters (HQ).

TASK: Defeat Obstacles (5-OPFOR-0009)

CONDITION: The opposing forces (OPFOR) element encounters an obstacle that blocks the avenue of approach as it advances upon the enemy forces.

STANDARD: The OPFOR element bypasses or breaches the enemy obstacle. 1. Detects the obstacle before halting its main body. 2. Defeats the obstacle. a. Bypasses the obstacle without entering the engagement areas. b. Breaches the obstacle within 45 minutes and passes its entire force through the obstacle. 3. Does not incur degradation to the point that the mission must be discontinued.

TASK: Disrupt a Route Reconnaissance (5-OPFOR-0021)

CONDITION: The enemy is conducting a route reconnaissance. The opposing forces (OPFOR) element is positioned along the enemy's route.

STANDARD: The OPFOR element attempts to disrupt a squad/section conducting a route reconnaissance. 1. Prevents the unit from meeting its specified time schedule. 2. Forces the unit to deviate from its specified route. 3. Prevents the unit from reaching its assigned destination. 4. Surprises the squad/section. 5. Inflicts casualties on the unit.

TASK: Conduct Terrorist and Saboteur Attacks (5-OPFOR-0005)

CONDITION: The opposing forces (OPFOR) element dispatches small teams into the enemy's rear area to disrupt combat service support (CSS) operations.

STANDARD: The enemy sustains disrupted command and control (C2), destroyed equipment and supplies, and light casualties. 1. Locates rear support bases and C2 facilities. 2. Delays and disrupts CSS operations through probes. 3. Infiltrates CSS bases to conduct sabotage and terrorist activities. 4. Inflicts light casualties. 5. Destroys supplies and equipment.

TASK: Disrupt a Net Control Station (NCS) (5-OPFOR-0019)

CONDITION: The enemy has established a NCS. The opposing forces (OPFOR) element has radio and jamming equipment.

STANDARD: The OPFOR element attempts to disrupt an NCS. 1. Attempts to locate the radio frequency that the unit is operating on. 2. Attempts to enter the radio net. 3. Attempts to issue "bogus" orders to a unit on the net. 4. Jams the radio frequency and forces the unit to go to an alternate frequency.

TASK: Disrupt Construction of Vehicle Fighting Positions (5-OPFOR-0020)

CONDITION: The opposing forces (OPFOR) element has located the enemy. The priority intelligence requirements (PIR) and other intelligence obtained by OPFOR patrols indicate the enemy is constructing vehicle fighting positions within its defensive area. The OPFOR element has automatic and antiarmor weapons and light mortars.

STANDARD: The OPFOR element attempts to disrupt the enemy's efforts to establish vehicle fighting positions. 1. Locates the defensive area. 2. Surprises the main body. 3. Penetrates the defensive area with squad-size probes. 4. Inflicts casualties on the unit. 5. Destroys vehicles. 6. Disrupts the unit's preparations (prevents or delays beyond the unit's allotted time).

TASK: Disrupt Defensive Preparations (5-OPFOR-0018)

CONDITION: The opposing forces (OPFOR) element has located the enemy. Priority intelligence requirements (PIR) and other intelligence requirements obtained by OPFOR patrols indicate that the enemy elements are establishing defensive positions. The OPFOR element has automatic and antiarmor weapons and light mortars.

STANDARD: The OPFOR element disrupts and delays the enemy's defensive preparations. 1. Locates and penetrates the enemy's security system. 2. Forces the enemy to delay defensive preparations. 3. Disrupts the enemy's obstacle preparations.

TASK: Disrupt Quartering Party Operations (5-OPFOR-0017)

CONDITION: The enemy is conducting quartering party operations. It has established an assembly area (AA) but has not moved in the main body.

STANDARD: The opposing forces (OPFOR) element attempts to disrupt quartering party operations and infiltrate the enemy's AA. 1. Locates the quartering party and the AA. 2. Surprises the main body. 3. Penetrates the AA with squad-size probes. 4. Inflicts personnel casualties and vehicle damage. 5. Disrupts the unit's preparations (prevents or delays beyond the unit's allotted time).

TASK: Disrupt Movement (5-OPFOR-0014)

CONDITION: The enemy is expected to move through the opposing forces (OPFOR) element's area of operations. The OPFOR element has received an operation order (OPORD) or fragmentary order (FRAGO) to disrupt enemy movement. The enemy has the capability to defend with direct fire and antiarmor weapons.

STANDARD: The OPFOR element delays enemy movement. 1. Delays the element. 2. Forces the element to deviate from its route. 3. Prevents the element from reaching its destination. 4. Surprises the element's main body.

TASK: Disrupt Enemy Movement and Operations Using Tactical Nuclear Weapons (5-OPFOR-0016)

CONDITION: The opposing forces (OPFOR) element has located the enemy. Priority intelligence requirements (PIR) and other intelligence requirements have been obtained by OPFOR patrols. Tactical nuclear weapons are employed against key locations in the rear area.

STANDARD: The OPFOR element disrupts enemy movement and operations. 1. Disrupts or delays the movement of the enemy's equipment and supplies to the forward areas. 2. Destroys enemy equipment and supplies. 3. Inflicts a high rate of nuclear casualties among the enemy forces. 4. Denies the enemy the use of specified areas. 5. Contaminates the enemy's equipment and supplies.

TASK: Disrupt Assembly Area (AA) Activities (5-OPFOR-0013)

CONDITION: Intelligence reports indicate that platoon- and company-size enemy units are operating in the opposing forces (OPFOR) area of operations. Enemy units can defend from AAs with direct fire, antiarmor weapons, and indirect fire. The enemy has close air support (CAS) and nuclear, biological, and chemical (NBC) capabilities.

STANDARD: The OPFOR element locates and disrupts the enemy's AA activities. 1. Locates the element's AA. 2. Probes the AA with squad- or team-size elements. 3. Inflicts more than 5 percent casualties on the element. 4. Disrupts the element's preparations (prevents or delays beyond the element's allotted time).

TASK: Disrupt Enemy Movement and Operations Using Persistent and Nonpersistent Chemical Weapons (5-OPFOR-0015)

CONDITION: The opposing forces (OPFOR) element has located the enemy. Priority intelligence requirements (PIR) and other intelligence requirements have been obtained by OPFOR patrols. The OPFOR units deliver chemical agents, by means of conventional artillery weapons or aircraft, along selected supply routes and key bases in the rear area.

STANDARD: The OPFOR element disrupts enemy movement and operations using persistent and nonpersistent chemical weapons. 1. Delivers chemical agents in low and densely wooded areas. 2. Delays the movement of enemy supplies and equipment to the forward areas. 3. Restricts the movement of the enemy units in the rear area. 4. Channels the movement of enemy units into predesignated ambush areas. 5. Contaminates enemy supplies and equipment. 6. Inflicts a high rate of casualties on enemy forces.

TASK: Counter Passage of Lines (5-OPFOR-0012)

CONDITION: Enemy forces are in defensive positions, but they are expected to attempt passage-of-lines operations. The opposing forces (OPFOR) received orders to disrupt enemy passage-of-lines operations.

STANDARD: The OPFOR element delays or prevents enemy passage of lines. 1. Delays the passage. 2. Prevents the company from moving all personnel through the stationary unit. 3. Engages the main body of either the moving or the stationary unit.

TASK: Conduct Air Attacks (5-OPFOR-0002)

CONDITION: The opposing forces (OPFOR) element in the rear area has forwarded the positions of the enemy support sites or the locations of moving elements. The OPFOR aircraft have been dispatched to attack enemy installations or convoys.

STANDARD: The OPFOR element attempts to delay, disrupt, or damage the enemy targets by air. 1. Locates the target (support sites or convoys). 2. Makes attack runs on the designated targets. 3. Inflicts heavy damage to the selected target. 4. Sustains no loss of aircraft. 5. Delays moving the force for more than one hour.

TASK: Surrender to the Capturing Unit on the Battlefield (5-OPFOR-0024)

CONDITION: The enemy has captured the opposing forces (OPFOR) element's soldiers, documents, and equipment sensitive to the OPFOR tactical operations.

STANDARD: The OPFOR soldiers retain or destroy documents and equipment. The OPFOR element surrenders documents and equipment of no tactical use to the enemy and attempts to conceal or destroy items of tactical value. The OPFOR element attempts escape and evasion. 1. Prevents the successful capture of documents and equipment. 2. Destroys documents and equipment. 3. Removes identifying markings from equipment. 4. Removes unit-identifying insignia. 5. Provides misleading information. 6. Plans an escape. 7. Delays movement to the nearest collection point. 8. Prevents safeguarding of enemy prisoners of war (EPWs) in order to cause embarrassment to the United States (US).

TASK: Attack (5-OPFOR-0001)

CONDITION: The opposing forces (OPFOR) element has located the enemy. The priority intelligence requirements (PIR) and other intelligence requirements have been obtained by OPFOR patrols. The OPFOR element has automatic and antiarmor weapons and light mortars.

STANDARD: The OPFOR element attempts to seize the terrain, vehicles, or equipment. 1. Develops an attack plan. 2. Surprises the enemy unit's main body. 3. Initiates the attack using a scheme of maneuver that exploits the enemy's flanks, gaps, and weaknesses. 4. Uses covered and concealed routes to approach the enemy forces' flanks, gaps, or weakly held areas. 5. Employs indirect fire to support the attack. 6. Penetrates enemy defenses. 7. Destroys equipment and supplies. 8. Inflicts heavy casualties. 9. Isolates the combat service support (CSS) base by blocking reinforcements. 10. Forces enemy units to displace. 11. Avoids being fixed in one position. 12. Withdraws before the CSS base is reinforced with tactical combat forces.

TASK: Defend a Minefield (5-OPFOR-0023)

CONDITION: The enemy is conducting a minefield sweeping operation. The opposing forces (OPFOR) element has a minefield placed in the enemy's path. The minefield is under constant observation and fire.

STANDARD: The OPFOR element defends a minefield against an enemy element conducting a minefield sweeping operation. 1. Prevents the unit from detecting the obstacle. 2. Disrupts the minefield sweeping operation. 3. Prevents the unit from conducting the minefield sweeping operation, prevents the unit from moving all personnel through the breach or delays the completion of the minefield sweeping operation for more than 45 minutes.

TASK: Maintain Contact (5-OPFOR-0003)

CONDITION: The opposing forces (OPFOR) element is engaged with enemy base defense forces. The enemy forces are withdrawing under pressure.

STANDARD: The OPFOR element maintains enemy contact while the enemy withdraws. 1. Engages the enemy forces decisively. 2. Advances the OPFOR as the enemy forces withdraw. 3. Inflicts heavy casualties. 4. Captures the members of the enemy force. 5. Captures documents and equipment. 6. Safeguards captured documents, equipment, and personnel.

TASK: Disrupt an Engineer Reconnaissance (5-OPFOR-0022)

CONDITION: The enemy is conducting an engineer reconnaissance. The opposing forces (OPFOR) element is positioned along the enemy's route.

STANDARD: The OPFOR element disrupts an engineer reconnaissance. 1. Prevents the unit from meeting its specified time schedule. 2. Forces the unit to deviate from its specified route. 3. Prevents the unit from accomplishing its assigned engineer reconnaissance. 4. Surprises the unit conducting the reconnaissance.

TASK: Conduct an Ambush (5-OPFOR-0007)

CONDITION: The enemy is moving in a convoy. The opposing forces (OPFOR) element is positioned along the enemy's route.

STANDARD: The OPFOR element inflicts casualties on the enemy and causes vehicle and equipment damage. 1. Prepares an ambush site before the element arrives. 2. Surprises march element forces. 3. Inflicts heavy casualties within the designated kill zone. 4. Inflicts heavy damage to vehicles and equipment within the designated kill zone. 5. Delays the march element from reaching a specified destination for a specified period of time. 6. Withdraws on order. 7. Sustains no casualties. 8. Reports actions to superiors.

TASK: Conduct an Attack (5-OPFOR-0008)

CONDITION: The enemy is conducting tactical operations. The opposing forces (OPFOR) element receives orders to attack the enemy, the area of occupation, or the main supply route (MSR) with smoke.

STANDARD: The OPFOR element disrupts the enemy's movement and smoke operations. 1. Determines the delivery method of the smoke attack. 2. Locates the target. 3. Delivers the smoke attack downwind. 4. Attacks the enemy with smoke, and surge attacks when the enemy responds to the smoke.

ELEMENTS: Section
 Headquarters Detachment
 S1 Section
 S2 and S3 Section
 S4 Section

TASK: Prepare an Operation Order (OPORD) (Company/Platoon) (05-2-7008)
 (FM 5-71-2) (FM 5-34)

ITERATION: 1 2 3 4 5 M (Circle)

COMMANDER/LEADER ASSESSMENT: T P U (Circle)

CONDITIONS: A company is performing tactical operations. The company receives a new mission that requires the preparation of an OPORD. Digital units have performed functionality checks, and systems are operational. The unit is linked to the task force (TF) tactical operations center (TOC). Some iterations of this task should be performed in MOPP4.

TASK STANDARDS: The OPORD follows the commander's intent, is understandable, and contains all of the information necessary to accomplish the mission. Digital units send and receive orders and reports using frequency-modulated (FM) or digital means. The time required to perform this task is increased when conducting it in mission-oriented protection posture (MOPP) 4.

TASK STEPS AND PERFORMANCE MEASURES	GO	NO-GO
<p>* 1. The element leader writes an OPORD following the five-paragraph format. NOTE: Digital units write and disseminate the OPORD using the Army Battle Command System (ABCS), perform collaborative planning, and submit orders/requests and reports according to the unit's tactical standing operating procedure (TACSOP).</p> <ul style="list-style-type: none"> a. Ensured that the situation paragraph contained information about the enemy forces, friendly forces, attachments, and detachments. b. Stated the mission clearly. Included who, what, when, where, and why. c. Ensured that the execution paragraph included the commander's intent, the subordinate unit's instructions, and coordinating instructions. <p>NOTE: Address any environmental considerations in the coordinating instructions. Include specific measures to minimize environmental damage.</p> <ul style="list-style-type: none"> d. Ensured that the service support paragraph contained combat service support (CSS) and unit support instructions. If the paragraph was too long, used an annex. Otherwise, used the following paragraph sample format: <ul style="list-style-type: none"> (1) Material and services. (2) Medical. (3) Personnel. (4) Civil military. (5) As necessary. e. Ensured that the command and signal paragraphs specified the command post (CP) locations for supporting the units and gave the instructions for coordinating and establishing communications by different means (digital and FM). <p>* 2. The element leader ensures that the necessary information is included and briefed to the subordinate elements.</p> <p>* 3. The element leader ensures that the order is disseminated or briefed in time to satisfy the one-third/two-third rule (allowing subordinates two-thirds of the available time).</p>		

TASK PERFORMANCE / EVALUATION SUMMARY BLOCK							
ITERATION	1	2	3	4	5	M	TOTAL
TOTAL TASK STEPS EVALUATED							
TOTAL TASK STEPS "GO"							
TRAINING STATUS "GO"/"NO-GO"							

"*" indicates a leader task step.

SUPPORTING INDIVIDUAL TASKS

Task Number	Task Title
071-326-5626	Prepare an Oral Operation Order

SUPPORTING COLLECTIVE TASKS

Task Number	Task Title
05-1-1389	Identify Topographic Support Requirements
05-1-1391	Request a Standard Topographic Product
05-1-1393	Request Nonstandard Topographic Products
05-2-1380	Identify Terrain Information Requirements
05-4-1372	Disseminate Terrain Information Product
05-4-1376	Perform Topographic Collection Effort
05-6-0088	Coordinate Topographic Operations

OPFOR TASKS AND STANDARDS

TASK: Defeat Obstacles (5-OPFOR-0009)

CONDITION: The opposing forces (OPFOR) element encounters an obstacle that blocks the avenue of approach as it advances upon the enemy forces.

STANDARD: The OPFOR element bypasses or breaches the enemy obstacle. 1. Detects the obstacle before halting its main body. 2. Defeats the obstacle. a. Bypasses the obstacle without entering the engagement areas. b. Breaches the obstacle within 45 minutes and passes its entire force through the obstacle. 3. Does not incur degradation to the point that the mission must be discontinued.

TASK: Conduct an Attack (5-OPFOR-0008)

CONDITION: The enemy is conducting tactical operations. The opposing forces (OPFOR) element receives orders to attack the enemy, the area of occupation, or the main supply route (MSR) with smoke.

STANDARD: The OPFOR element disrupts the enemy's movement and smoke operations. 1. Determines the delivery method of the smoke attack. 2. Locates the target. 3. Delivers the smoke attack downwind. 4. Attacks the enemy with smoke, and surge attacks when the enemy responds to the smoke.

TASK: Disrupt a Net Control Station (NCS) (5-OPFOR-0019)

CONDITION: The enemy has established a NCS. The opposing forces (OPFOR) element has radio and jamming equipment.

STANDARD: The OPFOR element attempts to disrupt an NCS. 1. Attempts to locate the radio frequency that the unit is operating on. 2. Attempts to enter the radio net. 3. Attempts to issue "bogus" orders to a unit on the net. 4. Jams the radio frequency and forces the unit to go to an alternate frequency.

TASK: Disrupt Construction of Vehicle Fighting Positions (5-OPFOR-0020)

CONDITION: The opposing forces (OPFOR) element has located the enemy. The priority intelligence requirements (PIR) and other intelligence obtained by OPFOR patrols indicate the enemy is constructing vehicle fighting positions within its defensive area. The OPFOR element has automatic and antiarmor weapons and light mortars.

STANDARD: The OPFOR element attempts to disrupt the enemy's efforts to establish vehicle fighting positions. 1. Locates the defensive area. 2. Surprises the main body. 3. Penetrates the defensive area with squad-size probes. 4. Inflicts casualties on the unit. 5. Destroys vehicles. 6. Disrupts the unit's preparations (prevents or delays beyond the unit's allotted time).

TASK: Disrupt an Engineer Reconnaissance (5-OPFOR-0022)

CONDITION: The enemy is conducting an engineer reconnaissance. The opposing forces (OPFOR) element is positioned along the enemy's route.

STANDARD: The OPFOR element disrupts an engineer reconnaissance. 1. Prevents the unit from meeting its specified time schedule. 2. Forces the unit to deviate from its specified route. 3. Prevents the unit from accomplishing its assigned engineer reconnaissance. 4. Surprises the unit conducting the reconnaissance.

TASK: Conduct an Aerial Reconnaissance (5-OPFOR-0010)

CONDITION: The opposing forces (OPFOR) headquarters (HQ) element requires intelligence on the locations and identification of enemy elements. An aircraft is dispatched to take photographs and make a visual inspection of the enemy rear area.

STANDARD: The OPFOR element gathers photograph intelligence of the enemy. 1. Photographs the assigned sectors. 2. Makes quick visual checks where the ceiling is low. 3. Locates enemy positions in the area, particularly support and storage bases, and command and control (C2) facilities. 4. Sustains no loss of aircraft. 5. Reports priority intelligence requirements (PIR) and other information requirements to the OPFOR HQ.

TASK: Conduct Terrorist and Saboteur Attacks (5-OPFOR-0005)

CONDITION: The opposing forces (OPFOR) element dispatches small teams into the enemy's rear area to disrupt combat service support (CSS) operations.

STANDARD: The enemy sustains disrupted command and control (C2), destroyed equipment and supplies, and light casualties. 1. Locates rear support bases and C2 facilities. 2. Delays and disrupts CSS operations through probes. 3. Infiltrates CSS bases to conduct sabotage and terrorist activities. 4. Inflicts light casualties. 5. Destroys supplies and equipment.

TASK: Disrupt Defensive Preparations (5-OPFOR-0018)

CONDITION: The opposing forces (OPFOR) element has located the enemy. Priority intelligence requirements (PIR) and other intelligence requirements obtained by OPFOR patrols indicate that the enemy elements are establishing defensive positions. The OPFOR element has automatic and antiarmor weapons and light mortars.

STANDARD: The OPFOR element disrupts and delays the enemy's defensive preparations. 1. Locates and penetrates the enemy's security system. 2. Forces the enemy to delay defensive preparations. 3. Disrupts the enemy's obstacle preparations.

TASK: Disrupt Quartering Party Operations (5-OPFOR-0017)

CONDITION: The enemy is conducting quartering party operations. It has established an assembly area (AA) but has not moved in the main body.

STANDARD: The opposing forces (OPFOR) element attempts to disrupt quartering party operations and infiltrate the enemy's AA. 1. Locates the quartering party and the AA. 2. Surprises the main body. 3. Penetrates the AA with squad-size probes. 4. Inflicts personnel casualties and vehicle damage. 5. Disrupts the unit's preparations (prevents or delays beyond the unit's allotted time).

TASK: Disrupt Enemy Movement and Operations Using Tactical Nuclear Weapons (5-OPFOR-0016)

CONDITION: The opposing forces (OPFOR) element has located the enemy. Priority intelligence requirements (PIR) and other intelligence requirements have been obtained by OPFOR patrols. Tactical nuclear weapons are employed against key locations in the rear area.

STANDARD: The OPFOR element disrupts enemy movement and operations. 1. Disrupts or delays the movement of the enemy's equipment and supplies to the forward areas. 2. Destroys enemy equipment and supplies. 3. Inflicts a high rate of nuclear casualties among the enemy forces. 4. Denies the enemy the use of specified areas. 5. Contaminates the enemy's equipment and supplies.

TASK: Disrupt Enemy Movement and Operations Using Persistent and Nonpersistent Chemical Weapons (5-OPFOR-0015)

CONDITION: The opposing forces (OPFOR) element has located the enemy. Priority intelligence requirements (PIR) and other intelligence requirements have been obtained by OPFOR patrols. The OPFOR units deliver chemical agents, by means of conventional artillery weapons or aircraft, along selected supply routes and key bases in the rear area.

STANDARD: The OPFOR element disrupts enemy movement and operations using persistent and nonpersistent chemical weapons. 1. Delivers chemical agents in low and densely wooded areas. 2. Delays the movement of enemy supplies and equipment to the forward areas. 3. Restricts the movement of the enemy units in the rear area. 4. Channels the movement of enemy units into predesignated ambush areas. 5. Contaminates enemy supplies and equipment. 6. Inflicts a high rate of casualties on enemy forces.

TASK: Disrupt Movement (5-OPFOR-0014)

CONDITION: The enemy is expected to move through the opposing forces (OPFOR) element's area of operations. The OPFOR element has received an operation order (OPORD) or fragmentary order (FRAGO) to disrupt enemy movement. The enemy has the capability to defend with direct fire and antiarmor weapons.

STANDARD: The OPFOR element delays enemy movement. 1. Delays the element. 2. Forces the element to deviate from its route. 3. Prevents the element from reaching its destination. 4. Surprises the element's main body.

TASK: Counter Passage of Lines (5-OPFOR-0012)

CONDITION: Enemy forces are in defensive positions, but they are expected to attempt passage-of-lines operations. The opposing forces (OPFOR) received orders to disrupt enemy passage-of-lines operations.

STANDARD: The OPFOR element delays or prevents enemy passage of lines. 1. Delays the passage. 2. Prevents the company from moving all personnel through the stationary unit. 3. Engages the main body of either the moving or the stationary unit.

TASK: Conduct Sniper Operations (5-OPFOR-0006)

CONDITION: The opposing forces (OPFOR) element has assigned snipers (regular or irregular elements) in the enemy's rear area along the main supply route (MSR) and near support sites.

STANDARD: The OPFOR element kills or wounds targets. 1. Sets up a well-concealed location. 2. Engages vehicle drivers or personnel on foot with short bursts of semiautomatic fire. 3. Kills or wounds selected targets. 4. Prevents the position from being discovered by enemy forces. 5. Evacuates the area without being spotted. 6. Reports all specified priority intelligence requirements (PIR) and other intelligence requirements to the OPFOR headquarters (HQ).

TASK: Conduct Air Attacks (5-OPFOR-0002)

CONDITION: The opposing forces (OPFOR) element in the rear area has forwarded the positions of the enemy support sites or the locations of moving elements. The OPFOR aircraft have been dispatched to attack enemy installations or convoys.

STANDARD: The OPFOR element attempts to delay, disrupt, or damage the enemy targets by air. 1. Locates the target (support sites or convoys). 2. Makes attack runs on the designated targets. 3. Inflicts heavy damage to the selected target. 4. Sustains no loss of aircraft. 5. Delays moving the force for more than one hour.

TASK: Attack (5-OPFOR-0001)

CONDITION: The opposing forces (OPFOR) element has located the enemy. The priority intelligence requirements (PIR) and other intelligence requirements have been obtained by OPFOR patrols. The OPFOR element has automatic and antiarmor weapons and light mortars.

STANDARD: The OPFOR element attempts to seize the terrain, vehicles, or equipment. 1. Develops an attack plan. 2. Surprises the enemy unit's main body. 3. Initiates the attack using a scheme of maneuver that exploits the enemy's flanks, gaps, and weaknesses. 4. Uses covered and concealed routes to approach the enemy forces' flanks, gaps, or weakly held areas. 5. Employs indirect fire to support the attack. 6. Penetrates enemy defenses. 7. Destroys equipment and supplies. 8. Inflicts heavy casualties. 9. Isolates the combat service support (CSS) base by blocking reinforcements. 10. Forces enemy units to displace. 11. Avoids being fixed in one position. 12. Withdraws before the CSS base is reinforced with tactical combat forces.

TASK: Surrender to the Capturing Unit on the Battlefield (5-OPFOR-0024)

CONDITION: The enemy has captured the opposing forces (OPFOR) element's soldiers, documents, and equipment sensitive to the OPFOR tactical operations.

STANDARD: The OPFOR soldiers retain or destroy documents and equipment. The OPFOR element surrenders documents and equipment of no tactical use to the enemy and attempts to conceal or destroy items of tactical value. The OPFOR element attempts escape and evasion. 1. Prevents the successful capture of documents and equipment. 2. Destroys documents and equipment. 3. Removes identifying markings from equipment. 4. Removes unit-identifying insignia. 5. Provides misleading information. 6. Plans an escape. 7. Delays movement to the nearest collection point. 8. Prevents safeguarding of enemy prisoners of war (EPWs) in order to cause embarrassment to the United States (US).

TASK: Conduct a Raid (5-OPFOR-0004)

CONDITION: The opposing forces (OPFOR) element has occupied an objective rally point and has orders to conduct a raid on a combat service support (CSS) base.

STANDARD: The OPFOR element infiltrates the enemy's base and destroys all of the targets. 1. Surprises the enemy forces. 2. Assaults the support base and accomplishes the assigned tasks. 3. Destroys the specified equipment and supplies. 4. Avoids being decisively engaged. 5. Withdraws all personnel from the objective areas within the time prescribed. 6. Obtains all priority intelligence requirements (PIR) from the raid site. 7. Sustains only light casualties from enemy fire.

TASK: Defend a Minefield (5-OPFOR-0023)

CONDITION: The enemy is conducting a minefield sweeping operation. The opposing forces (OPFOR) element has a minefield placed in the enemy's path. The minefield is under constant observation and fire.

STANDARD: The OPFOR element defends a minefield against an enemy element conducting a minefield sweeping operation. 1. Prevents the unit from detecting the obstacle. 2. Disrupts the minefield sweeping operation. 3. Prevents the unit from conducting the minefield sweeping operation, prevents the unit from moving all personnel through the breach or delays the completion of the minefield sweeping operation for more than 45 minutes.

TASK: Disrupt Assembly Area (AA) Activities (5-OPFOR-0013)

CONDITION: Intelligence reports indicate that platoon- and company-size enemy units are operating in the opposing forces (OPFOR) area of operations. Enemy units can defend from AAs with direct fire, antiarmor weapons, and indirect fire. The enemy has close air support (CAS) and nuclear, biological, and chemical (NBC) capabilities.

STANDARD: The OPFOR element locates and disrupts the enemy's AA activities. 1. Locates the element's AA. 2. Probes the AA with squad- or team-size elements. 3. Inflicts more than 5 percent casualties on the element. 4. Disrupts the element's preparations (prevents or delays beyond the element's allotted time).

TASK: Conduct an Ambush (5-OPFOR-0007)

CONDITION: The enemy is moving in a convoy. The opposing forces (OPFOR) element is positioned along the enemy's route.

STANDARD: The OPFOR element inflicts casualties on the enemy and causes vehicle and equipment damage. 1. Prepares an ambush site before the element arrives. 2. Surprises march element forces. 3. Inflicts heavy casualties within the designated kill zone. 4. Inflicts heavy damage to vehicles and equipment within the designated kill zone. 5. Delays the march element from reaching a specified destination for a specified period of time. 6. Withdraws on order. 7. Sustains no casualties. 8. Reports actions to superiors.

TASK: Maintain Contact (5-OPFOR-0003)

CONDITION: The opposing forces (OPFOR) element is engaged with enemy base defense forces. The enemy forces are withdrawing under pressure.

STANDARD: The OPFOR element maintains enemy contact while the enemy withdraws. 1. Engages the enemy forces decisively. 2. Advances the OPFOR as the enemy forces withdraw. 3. Inflicts heavy casualties. 4. Captures the members of the enemy force. 5. Captures documents and equipment. 6. Safeguards captured documents, equipment, and personnel.

TASK: Disrupt a Route Reconnaissance (5-OPFOR-0021)

CONDITION: The enemy is conducting a route reconnaissance. The opposing forces (OPFOR) element is positioned along the enemy's route.

STANDARD: The OPFOR element attempts to disrupt a squad/section conducting a route reconnaissance. 1. Prevents the unit from meeting its specified time schedule. 2. Forces the unit to deviate from its specified route. 3. Prevents the unit from reaching its assigned destination. 4. Surprises the squad/section. 5. Inflicts casualties on the unit.

ELEMENTS: Command Section
 Headquarters Detachment
 S1 Section
 S2 and S3 Section
 S4 Section
 Communication Section

TASK: Conduct Troop-Leading Procedures (05-3-1018)
 (FM 5-10) (FM 101-5) (FM 5-71-2)
 (FM 71-1) (FM 7-7)

ITERATION: 1 2 3 4 5 M (Circle)

COMMANDER/LEADER ASSESSMENT: T P U (Circle)

CONDITIONS: The element receives a mission from a warning order (WO), a fragmentary order (FRAGO), or an operation order (OPORD). Digital units have performed functionality checks, and systems are operational. Some iterations of this task should be performed in MOPP4.

TASK STANDARDS: The unit leader gives a WO, conducts a leader's reconnaissance, issues an OPORD, and supervises the preparation for the assigned mission within the allotted time. Digital units have the ability to conduct map reconnaissance using the Digital Topographic Support System (DTSS). The Army Battle Command System (ABCS) can be used to submit reports and orders to update the common operational picture (COP) and the situational awareness (SA). The time required to perform this task is increased when conducting it in mission-oriented protection posture (MOPP) 4.

TASK STEPS AND PERFORMANCE MEASURES	GO	NO-GO
<p>* 1. The element leader receives the mission in a warning order (WO), a fragmentary order (FRAGO), or an operations order (OPORD) from its higher headquarters (HQ). He determines the mission, enemy, terrain, troops, time available, and civilian considerations (METT-TC) factors; the needed supplies and equipment; and special tasks to assign.</p> <p>NOTE: Digital units send and receive orders using the ABCS or FM means according to the unit's standing operating procedure (SOP).</p> <p>* 2. The element leader issues a WO to the subordinate leaders.</p> <ol style="list-style-type: none"> Stated the mission (nature of the operation). Identified the task organization. Stated the time of the operation. Gave any special instructions, such as drills to be rehearsed, precombat checks (PCCs), and precombat inspections (PCIs). Stated the element's timeline. <p>* 3. The element leader develops a tentative plan while the element prepares for the mission.</p> <ol style="list-style-type: none"> Developed the plan based on METT-TC factors. Planned the available time using the reverse-planning process. Used no more than one-third of the available time, leaving the remainder for subordinate element preparation. Ensured that subordinate leaders began the PCCs and reconfigured the equipment based on the mission, to include checking rations, water, weapons, ammunition, individual uniforms and equipment, mission-essential equipment, and the individual soldier's knowledge of the mission. <p>4. The element continues assembly area activities and security.</p>		

TASK STEPS AND PERFORMANCE MEASURES	GO	NO-GO
<p>a. Maintained equipment and weapons. b. Conducted personal hygiene. c. Resupplied equipment and materials, to include small-arms ammunition, demolitions, mines, and the refueling of vehicles. d. Rehearsed battle and crew drills. e. Conducted weapon test firing (if possible). f. Ate and rested. g. Maintained security.</p> <p>* 5. The element leader initiates movement before completing the plan. NOTES: 1. Subordinate leaders move the element in the absence of the element leader. 2. This task step may be omitted, occur in a different sequence, or be done concurrently with another task step.</p> <p>* 6. The element leader conducts a reconnaissance. NOTE: Digital units request intelligence information by requesting All-Source Analysis System (ASAS) information and DTSS products from higher HQ. a. Conducted a map reconnaissance as a minimum, along with subordinate leaders when practical. b. Conducted a ground reconnaissance (usually as part of a larger force). (1) Included as many subordinate leaders as practical. (2) Identified the critical areas to the mission. (3) Moved as far forward as the time and the situation permitted.</p> <p>* 7. The element leader completes the plan. a. Made changes to the tentative plan based on the map or ground reconnaissance. b. Made changes to the tentative plan based on available equipment, personnel, and material. c. Made changes to the tentative plan based on the intelligence gained by reconnaissance assets.</p> <p>* 8. The element leader verbally issues the completed order, in a FRAGO or OPORD format, to subordinate and attached leaders. The order contains the following information: NOTE: The order may be given to the entire element at the same time. a. SITUATION. (1) Enemy forces. (2) Friendly forces. (3) Attachments and detachments. b. MISSION. c. EXECUTION. (1) Concept of the operation. (a) Scheme of maneuver. (b) Fires. (c) Reconnaissance and surveillance. (d) Intelligence. (e) Engineer support. (f) Air defense. (g) Information operations. (2) Subunit tasks. (3) Coordinating instructions. At a minimum, the element leader must address the-- (a) Time or condition when the plan or order becomes effective. (b) Commander's critical-information requirements (CCIR).</p>		

TASK STEPS AND PERFORMANCE MEASURES	GO	NO-GO
<p>(c) Risk reduction control measures.</p> <p>NOTE: The element leader determines the risk reduction control measures by using the 5 steps of the risk management process, referring to Field Manual (FM) 101-5 for additional information.</p> <p>(d) Rules of engagement.</p> <p>(e) Environmental considerations.</p> <p>(f) Force protection.</p> <p>d. SERVICE SUPPORT.</p> <p>(1) Support concept.</p> <p>(2) Materials and services.</p> <p>(3) Medical evacuation and hospitalization.</p> <p>(4) Personnel.</p> <p>(5) Civil military.</p> <p>e. COMMAND and SIGNAL.</p> <p>(1) Command.</p> <p>(a) The location of the element leadership, support element leadership, and the command posts for the operation.</p> <p>(b) Succession of command. (If not stated in the element's SOP or tactical standing operating procedure [TACSOP]).</p> <p>(2) Signal.</p> <p>(a) Signal operation instructions (SOI) in effect.</p> <p>(b) Radio communication restrictions.</p> <p>(c) Visual and pyrotechnic signals.</p> <p>(d) Code words and reports specific to the operation.</p> <p>(e) Communications security (COMSEC) guidelines and procedures.</p> <p>* 9. Subordinate leaders complete the PCCs, and element leaders conduct the PCIs.</p> <p>NOTE: Subordinate leaders can conduct the PCCs on receipt of a WO or FRAGO. The element should have mission-specific PCC/PCI checklists in the unit's TACSOP.</p> <p>a. Checked/inventoried equipment, ensured that the items were serviceable and that the element had the items specified in the unit's SOP and required for the specific mission.</p> <p>b. Ensured that adequate resupply of ammunition, food, water, repair parts, fuel, medical supplies, obstacle material, demolitions, and mines was available.</p> <p>c. Conducted a communications check.</p> <p>d. Ensured that personnel, equipment, and carriers were camouflaged and weapons were test fired.</p> <p>e. Ensured that personnel understood their task and purpose and that of the element's headquarters.</p> <p>f. Inspected personnel, vehicles, weapons, and equipment just before starting the mission.</p> <p>*10. Leaders conduct at least one type of rehearsal according to FM 101-5.</p>		

TASK PERFORMANCE / EVALUATION SUMMARY BLOCK							
ITERATION	1	2	3	4	5	M	TOTAL
TOTAL TASK STEPS EVALUATED							
TOTAL TASK STEPS "GO"							
TRAINING STATUS "GO"/"NO-GO"							

"*" indicates a leader task step.

SUPPORTING INDIVIDUAL TASKS: NONE

SUPPORTING COLLECTIVE TASKS

Task Number	Task Title
05-3-0904.05-R01A	Establish Jobsite Security

OPFOR TASKS AND STANDARDS

TASK: Conduct Sniper Operations (5-OPFOR-0006)

CONDITION: The opposing forces (OPFOR) element has assigned snipers (regular or irregular elements) in the enemy's rear area along the main supply route (MSR) and near support sites.

STANDARD: The OPFOR element kills or wounds targets. 1. Sets up a well-concealed location. 2. Engages vehicle drivers or personnel on foot with short bursts of semiautomatic fire. 3. Kills or wounds selected targets. 4. Prevents the position from being discovered by enemy forces. 5. Evacuates the area without being spotted. 6. Reports all specified priority intelligence requirements (PIR) and other intelligence requirements to the OPFOR headquarters (HQ).

TASK: Conduct an Ambush (5-OPFOR-0007)

CONDITION: The enemy is moving in a convoy. The opposing forces (OPFOR) element is positioned along the enemy's route.

STANDARD: The OPFOR element inflicts casualties on the enemy and causes vehicle and equipment damage. 1. Prepares an ambush site before the element arrives. 2. Surprises march element forces. 3. Inflicts heavy casualties within the designated kill zone. 4. Inflicts heavy damage to vehicles and equipment within the designated kill zone. 5. Delays the march element from reaching a specified destination for a specified period of time. 6. Withdraws on order. 7. Sustains no casualties. 8. Reports actions to superiors.

TASK: Conduct an Attack (5-OPFOR-0008)

CONDITION: The enemy is conducting tactical operations. The opposing forces (OPFOR) element receives orders to attack the enemy, the area of occupation, or the main supply route (MSR) with smoke.

STANDARD: The OPFOR element disrupts the enemy's movement and smoke operations. 1. Determines the delivery method of the smoke attack. 2. Locates the target. 3. Delivers the smoke attack downwind. 4. Attacks the enemy with smoke, and surge attacks when the enemy responds to the smoke.

TASK: Conduct an Aerial Reconnaissance (5-OPFOR-0010)

CONDITION: The opposing forces (OPFOR) headquarters (HQ) element requires intelligence on the locations and identification of enemy elements. An aircraft is dispatched to take photographs and make a visual inspection of the enemy rear area.

STANDARD: The OPFOR element gathers photograph intelligence of the enemy. 1. Photographs the assigned sectors. 2. Makes quick visual checks where the ceiling is low. 3. Locates enemy positions in the area, particularly support and storage bases, and command and control (C2) facilities. 4. Sustains no loss of aircraft. 5. Reports priority intelligence requirements (PIR) and other information requirements to the OPFOR HQ.

TASK: Gather Intelligence (5-OPFOR-0011)

CONDITION: The opposing forces (OPFOR) small element, operating in the rear area, is planning attacks on enemy bases. Information is needed to complete the plans.

STANDARD: The OPFOR element infiltrates, gathers intelligence information, and submits its findings to the command. 1. Identifies all priority intelligence requirements (PIR) and other intelligence requirements. 2. Passes through any outpost, defensive wire, or warning devices undetected. 3. Moves to an observation point that offers cover and concealment and is clear enough to gather PIR and other intelligence requirements. 4. Gathers all PIR and other intelligence requirements. 5. Withdraws from the area undetected. 6. Reports all information to the OPFOR headquarters (HQ).

TASK: Surrender to the Capturing Unit on the Battlefield (5-OPFOR-0024)

CONDITION: The enemy has captured the opposing forces (OPFOR) element's soldiers, documents, and equipment sensitive to the OPFOR tactical operations.

STANDARD: The OPFOR soldiers retain or destroy documents and equipment. The OPFOR element surrenders documents and equipment of no tactical use to the enemy and attempts to conceal or destroy items of tactical value. The OPFOR element attempts escape and evasion. 1. Prevents the successful capture of documents and equipment. 2. Destroys documents and equipment. 3. Removes identifying markings from equipment. 4. Removes unit-identifying insignia. 5. Provides misleading information. 6. Plans an escape. 7. Delays movement to the nearest collection point. 8. Prevents safeguarding of enemy prisoners of war (EPWs) in order to cause embarrassment to the United States (US).

TASK: Defend a Minefield (5-OPFOR-0023)

CONDITION: The enemy is conducting a minefield sweeping operation. The opposing forces (OPFOR) element has a minefield placed in the enemy's path. The minefield is under constant observation and fire.

STANDARD: The OPFOR element defends a minefield against an enemy element conducting a minefield sweeping operation. 1. Prevents the unit from detecting the obstacle. 2. Disrupts the minefield sweeping operation. 3. Prevents the unit from conducting the minefield sweeping operation, prevents the unit from moving all personnel through the breach or delays the completion of the minefield sweeping operation for more than 45 minutes.

TASK: Disrupt a Route Reconnaissance (5-OPFOR-0021)

CONDITION: The enemy is conducting a route reconnaissance. The opposing forces (OPFOR) element is positioned along the enemy's route.

STANDARD: The OPFOR element attempts to disrupt a squad/section conducting a route reconnaissance. 1. Prevents the unit from meeting its specified time schedule. 2. Forces the unit to deviate from its specified route. 3. Prevents the unit from reaching its assigned destination. 4. Surprises the squad/section. 5. Inflicts casualties on the unit.

TASK: Maintain Contact (5-OPFOR-0003)

CONDITION: The opposing forces (OPFOR) element is engaged with enemy base defense forces. The enemy forces are withdrawing under pressure.

STANDARD: The OPFOR element maintains enemy contact while the enemy withdraws. 1. Engages the enemy forces decisively. 2. Advances the OPFOR as the enemy forces withdraw. 3. Inflicts heavy casualties. 4. Captures the members of the enemy force. 5. Captures documents and equipment. 6. Safeguards captured documents, equipment, and personnel.

TASK: Conduct a Raid (5-OPFOR-0004)

CONDITION: The opposing forces (OPFOR) element has occupied an objective rally point and has orders to conduct a raid on a combat service support (CSS) base.

STANDARD: The OPFOR element infiltrates the enemy's base and destroys all of the targets. 1. Surprises the enemy forces. 2. Assaults the support base and accomplishes the assigned tasks. 3. Destroys the specified equipment and supplies. 4. Avoids being decisively engaged. 5. Withdraws all personnel from the objective areas within the time prescribed. 6. Obtains all priority intelligence requirements (PIR) from the raid site. 7. Sustains only light casualties from enemy fire.

TASK: Disrupt a Net Control Station (NCS) (5-OPFOR-0019)

CONDITION: The enemy has established a NCS. The opposing forces (OPFOR) element has radio and jamming equipment.

STANDARD: The OPFOR element attempts to disrupt an NCS. 1. Attempts to locate the radio frequency that the unit is operating on. 2. Attempts to enter the radio net. 3. Attempts to issue "bogus" orders to a unit on the net. 4. Jams the radio frequency and forces the unit to go to an alternate frequency.

TASK: Disrupt Construction of Vehicle Fighting Positions (5-OPFOR-0020)

CONDITION: The opposing forces (OPFOR) element has located the enemy. The priority intelligence requirements (PIR) and other intelligence obtained by OPFOR patrols indicate the enemy is constructing vehicle fighting positions within its defensive area. The OPFOR element has automatic and antiarmor weapons and light mortars.

STANDARD: The OPFOR element attempts to disrupt the enemy's efforts to establish vehicle fighting positions. 1. Locates the defensive area. 2. Surprises the main body. 3. Penetrates the defensive area with squad-size probes. 4. Inflicts casualties on the unit. 5. Destroys vehicles. 6. Disrupts the unit's preparations (prevents or delays beyond the unit's allotted time).

TASK: Defeat Obstacles (5-OPFOR-0009)

CONDITION: The opposing forces (OPFOR) element encounters an obstacle that blocks the avenue of approach as it advances upon the enemy forces.

STANDARD: The OPFOR element bypasses or breaches the enemy obstacle. 1. Detects the obstacle before halting its main body. 2. Defeats the obstacle. a. Bypasses the obstacle without entering the engagement areas. b. Breaches the obstacle within 45 minutes and passes its entire force through the obstacle. 3. Does not incur degradation to the point that the mission must be discontinued.

TASK: Disrupt an Engineer Reconnaissance (5-OPFOR-0022)

CONDITION: The enemy is conducting an engineer reconnaissance. The opposing forces (OPFOR) element is positioned along the enemy's route.

STANDARD: The OPFOR element disrupts an engineer reconnaissance. 1. Prevents the unit from meeting its specified time schedule. 2. Forces the unit to deviate from its specified route. 3. Prevents the unit from accomplishing its assigned engineer reconnaissance. 4. Surprises the unit conducting the reconnaissance.

TASK: Conduct Terrorist and Saboteur Attacks (5-OPFOR-0005)

CONDITION: The opposing forces (OPFOR) element dispatches small teams into the enemy's rear area to disrupt combat service support (CSS) operations.

STANDARD: The enemy sustains disrupted command and control (C2), destroyed equipment and supplies, and light casualties. 1. Locates rear support bases and C2 facilities. 2. Delays and disrupts CSS operations through probes. 3. Infiltrates CSS bases to conduct sabotage and terrorist activities. 4. Inflicts light casualties. 5. Destroys supplies and equipment.

TASK: Disrupt Defensive Preparations (5-OPFOR-0018)

CONDITION: The opposing forces (OPFOR) element has located the enemy. Priority intelligence requirements (PIR) and other intelligence requirements obtained by OPFOR patrols indicate that the enemy elements are establishing defensive positions. The OPFOR element has automatic and antiarmor weapons and light mortars.

STANDARD: The OPFOR element disrupts and delays the enemy's defensive preparations. 1. Locates and penetrates the enemy's security system. 2. Forces the enemy to delay defensive preparations. 3. Disrupts the enemy's obstacle preparations.

TASK: Disrupt Quartering Party Operations (5-OPFOR-0017)

CONDITION: The enemy is conducting quartering party operations. It has established an assembly area (AA) but has not moved in the main body.

STANDARD: The opposing forces (OPFOR) element attempts to disrupt quartering party operations and infiltrate the enemy's AA. 1. Locates the quartering party and the AA. 2. Surprises the main body. 3. Penetrates the AA with squad-size probes. 4. Inflicts personnel casualties and vehicle damage. 5. Disrupts the unit's preparations (prevents or delays beyond the unit's allotted time).

TASK: Disrupt Enemy Movement and Operations Using Tactical Nuclear Weapons (5-OPFOR-0016)

CONDITION: The opposing forces (OPFOR) element has located the enemy. Priority intelligence requirements (PIR) and other intelligence requirements have been obtained by OPFOR patrols. Tactical nuclear weapons are employed against key locations in the rear area.

STANDARD: The OPFOR element disrupts enemy movement and operations. 1. Disrupts or delays the movement of the enemy's equipment and supplies to the forward areas. 2. Destroys enemy equipment and supplies. 3. Inflicts a high rate of nuclear casualties among the enemy forces. 4. Denies the enemy the use of specified areas. 5. Contaminates the enemy's equipment and supplies.

TASK: Disrupt Enemy Movement and Operations Using Persistent and Nonpersistent Chemical Weapons (5-OPFOR-0015)

CONDITION: The opposing forces (OPFOR) element has located the enemy. Priority intelligence requirements (PIR) and other intelligence requirements have been obtained by OPFOR patrols. The OPFOR units deliver chemical agents, by means of conventional artillery weapons or aircraft, along selected supply routes and key bases in the rear area.

STANDARD: The OPFOR element disrupts enemy movement and operations using persistent and nonpersistent chemical weapons. 1. Delivers chemical agents in low and densely wooded areas. 2. Delays the movement of enemy supplies and equipment to the forward areas. 3. Restricts the movement of the enemy units in the rear area. 4. Channels the movement of enemy units into predesignated ambush areas. 5. Contaminates enemy supplies and equipment. 6. Inflicts a high rate of casualties on enemy forces.

TASK: Counter Passage of Lines (5-OPFOR-0012)

CONDITION: Enemy forces are in defensive positions, but they are expected to attempt passage-of-lines operations. The opposing forces (OPFOR) received orders to disrupt enemy passage-of-lines operations.

STANDARD: The OPFOR element delays or prevents enemy passage of lines. 1. Delays the passage. 2. Prevents the company from moving all personnel through the stationary unit. 3. Engages the main body of either the moving or the stationary unit.

TASK: Disrupt Movement (5-OPFOR-0014)

CONDITION: The enemy is expected to move through the opposing forces (OPFOR) element's area of operations. The OPFOR element has received an operation order (OPORD) or fragmentary order (FRAGO) to disrupt enemy movement. The enemy has the capability to defend with direct fire and antiarmor weapons.

STANDARD: The OPFOR element delays enemy movement. 1. Delays the element. 2. Forces the element to deviate from its route. 3. Prevents the element from reaching its destination. 4. Surprises the element's main body.

TASK: Disrupt Assembly Area (AA) Activities (5-OPFOR-0013)

CONDITION: Intelligence reports indicate that platoon- and company-size enemy units are operating in the opposing forces (OPFOR) area of operations. Enemy units can defend from AAs with direct fire, antiarmor weapons, and indirect fire. The enemy has close air support (CAS) and nuclear, biological, and chemical (NBC) capabilities.

STANDARD: The OPFOR element locates and disrupts the enemy's AA activities. 1. Locates the element's AA. 2. Probes the AA with squad- or team-size elements. 3. Inflicts more than 5 percent casualties on the element. 4. Disrupts the element's preparations (prevents or delays beyond the element's allotted time).

TASK: Conduct Air Attacks (5-OPFOR-0002)

CONDITION: The opposing forces (OPFOR) element in the rear area has forwarded the positions of the enemy support sites or the locations of moving elements. The OPFOR aircraft have been dispatched to attack enemy installations or convoys.

STANDARD: The OPFOR element attempts to delay, disrupt, or damage the enemy targets by air. 1. Locates the target (support sites or convoys). 2. Makes attack runs on the designated targets. 3. Inflicts heavy damage to the selected target. 4. Sustains no loss of aircraft. 5. Delays moving the force for more than one hour.

TASK: Attack (5-OPFOR-0001)

CONDITION: The opposing forces (OPFOR) element has located the enemy. The priority intelligence requirements (PIR) and other intelligence requirements have been obtained by OPFOR patrols. The OPFOR element has automatic and antiarmor weapons and light mortars.

STANDARD: The OPFOR element attempts to seize the terrain, vehicles, or equipment. 1. Develops an attack plan. 2. Surprises the enemy unit's main body. 3. Initiates the attack using a scheme of maneuver that exploits the enemy's flanks, gaps, and weaknesses. 4. Uses covered and concealed routes to approach the enemy forces' flanks, gaps, or weakly held areas. 5. Employs indirect fire to support the attack. 6. Penetrates enemy defenses. 7. Destroys equipment and supplies. 8. Inflicts heavy casualties. 9. Isolates the combat service support (CSS) base by blocking reinforcements. 10. Forces enemy units to displace. 11. Avoids being fixed in one position. 12. Withdraws before the CSS base is reinforced with tactical combat forces.

ELEMENT: S2 and S3 Section

TASK: Develop an Area Damage Control (ADC) Plan (05-6-0029)
 (FM 5-100) (FM 5-104) (FM 90-23)

ITERATION: 1 2 3 4 5 M (Circle)

COMMANDER/LEADER ASSESSMENT: T P U (Circle)

CONDITIONS: The group/brigade is located in the division or corps rear area or communication zone (COMMZ). The higher headquarters (HQ) prioritizes area damage control (ADC) tasks and assigns them to the group/brigade. Some iterations of this task should be performed in MOPP4.

TASK STANDARDS: The ADC plan minimizes the effects of an enemy attack on the area. The time required to perform this task is increased when conducting it in mission-oriented protection posture (MOPP) 4.

TASK STEPS AND PERFORMANCE MEASURES	GO	NO-GO
<ol style="list-style-type: none"> 1. The commander establishes communications with the supported unit's rear area operation center (RAOC). <ol style="list-style-type: none"> a. The communications electronics (CE) officer used normal signals (frequency modulated (FM), landline, or multichannel) and constantly monitored the communications link to afford immediate response to the supported unit. b. The liaison officer (LO) coordinated engineer unit plans with the ADC requirements of the supported command element. 2. The group/brigade commander and staff use information from the engineer estimate to plan and develop their strategies. <ol style="list-style-type: none"> a. Identified and prioritized all potential ADC tasks. b. Determined what specialized engineer support, beyond the group's/brigade's capability, may be required. 3. The staff determines preventive actions to take before an incident. <ol style="list-style-type: none"> a. Stockpiled materials. b. Located alternate routes. c. Identified replacement facilities for critical buildings. d. Identified host nation (HN) assets and other units required and/or available. e. Tasked an engineer unit to perform ADC missions, starting with the highest priority. f. Specified the quality and extent of repair standards. 4. The commander ensures that the tasked units perform preventive missions before events occur (rehearsals). <ol style="list-style-type: none"> a. Conducted on-site reconnaissance. b. Developed repair and contingency plans. c. Established communications links with the supported element. d. Requested required assets from higher echelons, if required, and coordinated for linkup. 5. The group/brigade staff, upon request, reviewed unit and base cluster ADC plans. 		

TASK PERFORMANCE / EVALUATION SUMMARY BLOCK							
ITERATION	1	2	3	4	5	M	TOTAL
TOTAL TASK STEPS EVALUATED							
TOTAL TASK STEPS "GO"							
TRAINING STATUS "GO"/"NO-GO"							

"*" indicates a leader task step.

SUPPORTING INDIVIDUAL TASKS: NONE

SUPPORTING COLLECTIVE TASKS

Task Number	Task Title
05-6-0002	Prepare an Engineer Estimate

OPFOR TASKS AND STANDARDS

TASK: Surrender to the Capturing Unit on the Battlefield (5-OPFOR-0024)

CONDITION: The enemy has captured the opposing forces (OPFOR) element's soldiers, documents, and equipment sensitive to the OPFOR tactical operations.

STANDARD: The OPFOR soldiers retain or destroy documents and equipment. The OPFOR element surrenders documents and equipment of no tactical use to the enemy and attempts to conceal or destroy items of tactical value. The OPFOR element attempts escape and evasion. 1. Prevents the successful capture of documents and equipment. 2. Destroys documents and equipment. 3. Removes identifying markings from equipment. 4. Removes unit-identifying insignia. 5. Provides misleading information. 6. Plans an escape. 7. Delays movement to the nearest collection point. 8. Prevents safeguarding of enemy prisoners of war (EPWs) in order to cause embarrassment to the United States (US).

TASK: Conduct a Raid (5-OPFOR-0004)

CONDITION: The opposing forces (OPFOR) element has occupied an objective rally point and has orders to conduct a raid on a combat service support (CSS) base.

STANDARD: The OPFOR element infiltrates the enemy's base and destroys all of the targets. 1. Surprises the enemy forces. 2. Assaults the support base and accomplishes the assigned tasks. 3. Destroys the specified equipment and supplies. 4. Avoids being decisively engaged. 5. Withdraws all personnel from the objective areas within the time prescribed. 6. Obtains all priority intelligence requirements (PIR) from the raid site. 7. Sustains only light casualties from enemy fire.

TASK: Conduct an Aerial Reconnaissance (5-OPFOR-0010)

CONDITION: The opposing forces (OPFOR) headquarters (HQ) element requires intelligence on the locations and identification of enemy elements. An aircraft is dispatched to take photographs and make a visual inspection of the enemy rear area.

STANDARD: The OPFOR element gathers photograph intelligence of the enemy. 1. Photographs the assigned sectors. 2. Makes quick visual checks where the ceiling is low. 3. Locates enemy positions in the area, particularly support and storage bases, and command and control (C2) facilities. 4. Sustains no loss of aircraft. 5. Reports priority intelligence requirements (PIR) and other information requirements to the OPFOR HQ.

TASK: Defeat Obstacles (5-OPFOR-0009)

CONDITION: The opposing forces (OPFOR) element encounters an obstacle that blocks the avenue of approach as it advances upon the enemy forces.

STANDARD: The OPFOR element bypasses or breaches the enemy obstacle. 1. Detects the obstacle before halting its main body. 2. Defeats the obstacle. a. Bypasses the obstacle without entering the engagement areas. b. Breaches the obstacle within 45 minutes and passes its entire force through the obstacle. 3. Does not incur degradation to the point that the mission must be discontinued.

TASK: Conduct an Attack (5-OPFOR-0008)

CONDITION: The enemy is conducting tactical operations. The opposing forces (OPFOR) element receives orders to attack the enemy, the area of occupation, or the main supply route (MSR) with smoke.

STANDARD: The OPFOR element disrupts the enemy's movement and smoke operations. 1. Determines the delivery method of the smoke attack. 2. Locates the target. 3. Delivers the smoke attack downwind. 4. Attacks the enemy with smoke, and surge attacks when the enemy responds to the smoke.

TASK: Disrupt Construction of Vehicle Fighting Positions (5-OPFOR-0020)

CONDITION: The opposing forces (OPFOR) element has located the enemy. The priority intelligence requirements (PIR) and other intelligence obtained by OPFOR patrols indicate the enemy is constructing vehicle fighting positions within its defensive area. The OPFOR element has automatic and antiarmor weapons and light mortars.

STANDARD: The OPFOR element attempts to disrupt the enemy's efforts to establish vehicle fighting positions. 1. Locates the defensive area. 2. Surprises the main body. 3. Penetrates the defensive area with squad-size probes. 4. Inflicts casualties on the unit. 5. Destroys vehicles. 6. Disrupts the unit's preparations (prevents or delays beyond the unit's allotted time).

TASK: Disrupt an Engineer Reconnaissance (5-OPFOR-0022)

CONDITION: The enemy is conducting an engineer reconnaissance. The opposing forces (OPFOR) element is positioned along the enemy's route.

STANDARD: The OPFOR element disrupts an engineer reconnaissance. 1. Prevents the unit from meeting its specified time schedule. 2. Forces the unit to deviate from its specified route. 3. Prevents the unit from accomplishing its assigned engineer reconnaissance. 4. Surprises the unit conducting the reconnaissance.

TASK: Conduct Terrorist and Saboteur Attacks (5-OPFOR-0005)

CONDITION: The opposing forces (OPFOR) element dispatches small teams into the enemy's rear area to disrupt combat service support (CSS) operations.

STANDARD: The enemy sustains disrupted command and control (C2), destroyed equipment and supplies, and light casualties. 1. Locates rear support bases and C2 facilities. 2. Delays and disrupts CSS operations through probes. 3. Infiltrates CSS bases to conduct sabotage and terrorist activities. 4. Inflicts light casualties. 5. Destroys supplies and equipment.

TASK: Defend a Minefield (5-OPFOR-0023)

CONDITION: The enemy is conducting a minefield sweeping operation. The opposing forces (OPFOR) element has a minefield placed in the enemy's path. The minefield is under constant observation and fire.

STANDARD: The OPFOR element defends a minefield against an enemy element conducting a minefield sweeping operation. 1. Prevents the unit from detecting the obstacle. 2. Disrupts the minefield sweeping operation. 3. Prevents the unit from conducting the minefield sweeping operation, prevents the unit from moving all personnel through the breach or delays the completion of the minefield sweeping operation for more than 45 minutes.

TASK: Conduct an Ambush (5-OPFOR-0007)

CONDITION: The enemy is moving in a convoy. The opposing forces (OPFOR) element is positioned along the enemy's route.

STANDARD: The OPFOR element inflicts casualties on the enemy and causes vehicle and equipment damage. 1. Prepares an ambush site before the element arrives. 2. Surprises march element forces. 3. Inflicts heavy casualties within the designated kill zone. 4. Inflicts heavy damage to vehicles and equipment within the designated kill zone. 5. Delays the march element from reaching a specified destination for a specified period of time. 6. Withdraws on order. 7. Sustains no casualties. 8. Reports actions to superiors.

TASK: Maintain Contact (5-OPFOR-0003)

CONDITION: The opposing forces (OPFOR) element is engaged with enemy base defense forces. The enemy forces are withdrawing under pressure.

STANDARD: The OPFOR element maintains enemy contact while the enemy withdraws. 1. Engages the enemy forces decisively. 2. Advances the OPFOR as the enemy forces withdraw. 3. Inflicts heavy casualties. 4. Captures the members of the enemy force. 5. Captures documents and equipment. 6. Safeguards captured documents, equipment, and personnel.

TASK: Disrupt a Net Control Station (NCS) (5-OPFOR-0019)

CONDITION: The enemy has established a NCS. The opposing forces (OPFOR) element has radio and jamming equipment.

STANDARD: The OPFOR element attempts to disrupt an NCS. 1. Attempts to locate the radio frequency that the unit is operating on. 2. Attempts to enter the radio net. 3. Attempts to issue "bogus" orders to a unit on the net. 4. Jams the radio frequency and forces the unit to go to an alternate frequency.

TASK: Disrupt Defensive Preparations (5-OPFOR-0018)

CONDITION: The opposing forces (OPFOR) element has located the enemy. Priority intelligence requirements (PIR) and other intelligence requirements obtained by OPFOR patrols indicate that the enemy elements are establishing defensive positions. The OPFOR element has automatic and antiarmor weapons and light mortars.

STANDARD: The OPFOR element disrupts and delays the enemy's defensive preparations. 1. Locates and penetrates the enemy's security system. 2. Forces the enemy to delay defensive preparations. 3. Disrupts the enemy's obstacle preparations.

TASK: Disrupt Enemy Movement and Operations Using Tactical Nuclear Weapons (5-OPFOR-0016)

CONDITION: The opposing forces (OPFOR) element has located the enemy. Priority intelligence requirements (PIR) and other intelligence requirements have been obtained by OPFOR patrols. Tactical nuclear weapons are employed against key locations in the rear area.

STANDARD: The OPFOR element disrupts enemy movement and operations. 1. Disrupts or delays the movement of the enemy's equipment and supplies to the forward areas. 2. Destroys enemy equipment and supplies. 3. Inflicts a high rate of nuclear casualties among the enemy forces. 4. Denies the enemy the use of specified areas. 5. Contaminates the enemy's equipment and supplies.

TASK: Disrupt Quartering Party Operations (5-OPFOR-0017)

CONDITION: The enemy is conducting quartering party operations. It has established an assembly area (AA) but has not moved in the main body.

STANDARD: The opposing forces (OPFOR) element attempts to disrupt quartering party operations and infiltrate the enemy's AA. 1. Locates the quartering party and the AA. 2. Surprises the main body. 3. Penetrates the AA with squad-size probes. 4. Inflicts personnel casualties and vehicle damage. 5. Disrupts the unit's preparations (prevents or delays beyond the unit's allotted time).

TASK: Disrupt Enemy Movement and Operations Using Persistent and Nonpersistent Chemical Weapons (5-OPFOR-0015)

CONDITION: The opposing forces (OPFOR) element has located the enemy. Priority intelligence requirements (PIR) and other intelligence requirements have been obtained by OPFOR patrols. The OPFOR units deliver chemical agents, by means of conventional artillery weapons or aircraft, along selected supply routes and key bases in the rear area.

STANDARD: The OPFOR element disrupts enemy movement and operations using persistent and nonpersistent chemical weapons. 1. Delivers chemical agents in low and densely wooded areas. 2. Delays the movement of enemy supplies and equipment to the forward areas. 3. Restricts the movement of the enemy units in the rear area. 4. Channels the movement of enemy units into predesignated ambush areas. 5. Contaminates enemy supplies and equipment. 6. Inflicts a high rate of casualties on enemy forces.

TASK: Disrupt Movement (5-OPFOR-0014)

CONDITION: The enemy is expected to move through the opposing forces (OPFOR) element's area of operations. The OPFOR element has received an operation order (OPORD) or fragmentary order (FRAGO) to disrupt enemy movement. The enemy has the capability to defend with direct fire and antiarmor weapons.

STANDARD: The OPFOR element delays enemy movement. 1. Delays the element. 2. Forces the element to deviate from its route. 3. Prevents the element from reaching its destination. 4. Surprises the element's main body.

TASK: Counter Passage of Lines (5-OPFOR-0012)

CONDITION: Enemy forces are in defensive positions, but they are expected to attempt passage-of-lines operations. The opposing forces (OPFOR) received orders to disrupt enemy passage-of-lines operations.

STANDARD: The OPFOR element delays or prevents enemy passage of lines. 1. Delays the passage. 2. Prevents the company from moving all personnel through the stationary unit. 3. Engages the main body of either the moving or the stationary unit.

TASK: Disrupt Assembly Area (AA) Activities (5-OPFOR-0013)

CONDITION: Intelligence reports indicate that platoon- and company-size enemy units are operating in the opposing forces (OPFOR) area of operations. Enemy units can defend from AAs with direct fire, antiarmor weapons, and indirect fire. The enemy has close air support (CAS) and nuclear, biological, and chemical (NBC) capabilities.

STANDARD: The OPFOR element locates and disrupts the enemy's AA activities. 1. Locates the element's AA. 2. Probes the AA with squad- or team-size elements. 3. Inflicts more than 5 percent casualties on the element. 4. Disrupts the element's preparations (prevents or delays beyond the element's allotted time).

TASK: Attack (5-OPFOR-0001)

CONDITION: The opposing forces (OPFOR) element has located the enemy. The priority intelligence requirements (PIR) and other intelligence requirements have been obtained by OPFOR patrols. The OPFOR element has automatic and antiarmor weapons and light mortars.

STANDARD: The OPFOR element attempts to seize the terrain, vehicles, or equipment. 1. Develops an attack plan. 2. Surprises the enemy unit's main body. 3. Initiates the attack using a scheme of maneuver that exploits the enemy's flanks, gaps, and weaknesses. 4. Uses covered and concealed routes to approach the enemy forces' flanks, gaps, or weakly held areas. 5. Employs indirect fire to support the attack. 6. Penetrates enemy defenses. 7. Destroys equipment and supplies. 8. Inflicts heavy casualties. 9. Isolates the combat service support (CSS) base by blocking reinforcements. 10. Forces enemy units to displace. 11. Avoids being fixed in one position. 12. Withdraws before the CSS base is reinforced with tactical combat forces.

TASK: Conduct Air Attacks (5-OPFOR-0002)

CONDITION: The opposing forces (OPFOR) element in the rear area has forwarded the positions of the enemy support sites or the locations of moving elements. The OPFOR aircraft have been dispatched to attack enemy installations or convoys.

STANDARD: The OPFOR element attempts to delay, disrupt, or damage the enemy targets by air. 1. Locates the target (support sites or convoys). 2. Makes attack runs on the designated targets. 3. Inflicts heavy damage to the selected target. 4. Sustains no loss of aircraft. 5. Delays moving the force for more than one hour.

TASK: Conduct Sniper Operations (5-OPFOR-0006)

CONDITION: The opposing forces (OPFOR) element has assigned snipers (regular or irregular elements) in the enemy's rear area along the main supply route (MSR) and near support sites.

STANDARD: The OPFOR element kills or wounds targets. 1. Sets up a well-concealed location. 2. Engages vehicle drivers or personnel on foot with short bursts of semiautomatic fire. 3. Kills or wounds selected targets. 4. Prevents the position from being discovered by enemy forces. 5. Evacuates the area without being spotted. 6. Reports all specified priority intelligence requirements (PIR) and other intelligence requirements to the OPFOR headquarters (HQ).

TASK: Disrupt a Route Reconnaissance (5-OPFOR-0021)

CONDITION: The enemy is conducting a route reconnaissance. The opposing forces (OPFOR) element is positioned along the enemy's route.

STANDARD: The OPFOR element attempts to disrupt a squad/section conducting a route reconnaissance. 1. Prevents the unit from meeting its specified time schedule. 2. Forces the unit to deviate from its specified route. 3. Prevents the unit from reaching its assigned destination. 4. Surprises the squad/section. 5. Inflicts casualties on the unit.

ELEMENTS: Command Section
S2 and S3 Section

TASK: Conduct Liaison Operations (05-6-0066)
(FM 101-5)

ITERATION: 1 2 3 4 5 M (Circle)

COMMANDER/LEADER ASSESSMENT: T P U (Circle)

CONDITIONS: The group/brigade is conducting continuous operations in darkness or in daylight under all weather conditions. The unit receives a mission from higher headquarters (HQ) that requires liaison operations. Some iterations of this task should be performed in MOPP4.

TASK STANDARDS: The liaison officer (LO) provides the commander with sufficient coordination to support the commander's concept of operations and promote cooperation between the two units. The time required to prepare is increased when conducting this task in mission-oriented protection posture (MOPP) 4.

TASK STEPS AND PERFORMANCE MEASURES	GO	NO-GO
<ol style="list-style-type: none"> 1. The commander selects a liaison officer (LO), based on experience, the ability to communicate effectively, and other abilities that will enhance effective operations. 2. The LO receives the situation briefing from the staff duty officer or Operations and Training Officer (U.S. Army) (S3), to include the mission, the commander's intent, the concept of operations for the commanders unit and the current status and mission of the unit in which he is being sent. <ol style="list-style-type: none"> a. Obtained information and/or liaison requirements from each staff section. b. Ensured that the mission and responsibilities were clearly understood. c. Ensured that arrangements for communications and transportation met mission requirements. d. Obtained necessary credentials for identification (such as tactical operations center [TOC] passes). e. Identified language requirements when conducting liaison with allied units. 3. The LO reports to the commander, or his representative, of the visited unit to conduct liaison operations and briefs the parent unit's situation. <ol style="list-style-type: none"> a. Established communication with the parent unit and received updated information. b. Visited each staff section or its representative and provided information, as required. Obtained required information that was to be transmitted to the parent unit. c. Ensured that his location was known at all times. d. Acquired all available information about the unit mission, locations of units, future operations, and the commander's intent (accuracy is critical). 4. The LO furthers harmonious cooperation between the parent HQ and the visited HQ. <ol style="list-style-type: none"> a. Accomplished the mission without interfering with the operations of the visited HQ. b. Kept the visited commander and staff informed of the parent unit's situation. c. Kept appropriate records of reports and informed the visited commander of the content of the reports dispatched to the parent HQ. d. Reported his departure to the visited commander upon completion of the mission. 		

TASK STEPS AND PERFORMANCE MEASURES	GO	NO-GO
5. The LO briefs the parent unit commander upon his return. <ul style="list-style-type: none"> a. Briefed information concerning the mission from higher HQ, unit locations, future operations, and the commander's intent. b. Transmitted mission requirements and/or requests for information from the visited HQ. c. Briefed representatives from all staff sections on the information received during the liaison visit. d. Kept abreast of the situation and remained prepared to respond to future liaison requirements. 		

TASK PERFORMANCE / EVALUATION SUMMARY BLOCK							
ITERATION	1	2	3	4	5	M	TOTAL
TOTAL TASK STEPS EVALUATED							
TOTAL TASK STEPS "GO"							
TRAINING STATUS "GO"/"NO-GO"							

"*" indicates a leader task step.

SUPPORTING INDIVIDUAL TASKS: NONE

SUPPORTING COLLECTIVE TASKS: NONE

OPFOR TASKS AND STANDARDS

TASK: Surrender to the Capturing Unit on the Battlefield (5-OPFOR-0024)

CONDITION: The enemy has captured the opposing forces (OPFOR) element's soldiers, documents, and equipment sensitive to the OPFOR tactical operations.

STANDARD: The OPFOR soldiers retain or destroy documents and equipment. The OPFOR element surrenders documents and equipment of no tactical use to the enemy and attempts to conceal or destroy items of tactical value. The OPFOR element attempts escape and evasion. 1. Prevents the successful capture of documents and equipment. 2. Destroys documents and equipment. 3. Removes identifying markings from equipment. 4. Removes unit-identifying insignia. 5. Provides misleading information. 6. Plans an escape. 7. Delays movement to the nearest collection point. 8. Prevents safeguarding of enemy prisoners of war (EPWs) in order to cause embarrassment to the United States (US).

TASK: Conduct a Raid (5-OPFOR-0004)

CONDITION: The opposing forces (OPFOR) element has occupied an objective rally point and has orders to conduct a raid on a combat service support (CSS) base.

STANDARD: The OPFOR element infiltrates the enemy's base and destroys all of the targets. 1. Surprises the enemy forces. 2. Assaults the support base and accomplishes the assigned tasks. 3. Destroys the specified equipment and supplies. 4. Avoids being decisively engaged. 5. Withdraws all personnel from the objective areas within the time prescribed. 6. Obtains all priority intelligence requirements (PIR) from the raid site. 7. Sustains only light casualties from enemy fire.

TASK: Conduct an Aerial Reconnaissance (5-OPFOR-0010)

CONDITION: The opposing forces (OPFOR) headquarters (HQ) element requires intelligence on the locations and identification of enemy elements. An aircraft is dispatched to take photographs and make a visual inspection of the enemy rear area.

STANDARD: The OPFOR element gathers photograph intelligence of the enemy. 1. Photographs the assigned sectors. 2. Makes quick visual checks where the ceiling is low. 3. Locates enemy positions in the area, particularly support and storage bases, and command and control (C2) facilities. 4. Sustains no loss of aircraft. 5. Reports priority intelligence requirements (PIR) and other information requirements to the OPFOR HQ.

TASK: Defeat Obstacles (5-OPFOR-0009)

CONDITION: The opposing forces (OPFOR) element encounters an obstacle that blocks the avenue of approach as it advances upon the enemy forces.

STANDARD: The OPFOR element bypasses or breaches the enemy obstacle. 1. Detects the obstacle before halting its main body. 2. Defeats the obstacle. a. Bypasses the obstacle without entering the engagement areas. b. Breaches the obstacle within 45 minutes and passes its entire force through the obstacle. 3. Does not incur degradation to the point that the mission must be discontinued.

TASK: Conduct an Attack (5-OPFOR-0008)

CONDITION: The enemy is conducting tactical operations. The opposing forces (OPFOR) element receives orders to attack the enemy, the area of occupation, or the main supply route (MSR) with smoke.

STANDARD: The OPFOR element disrupts the enemy's movement and smoke operations. 1. Determines the delivery method of the smoke attack. 2. Locates the target. 3. Delivers the smoke attack downwind. 4. Attacks the enemy with smoke, and surge attacks when the enemy responds to the smoke.

TASK: Disrupt Construction of Vehicle Fighting Positions (5-OPFOR-0020)

CONDITION: The opposing forces (OPFOR) element has located the enemy. The priority intelligence requirements (PIR) and other intelligence obtained by OPFOR patrols indicate the enemy is constructing vehicle fighting positions within its defensive area. The OPFOR element has automatic and antiarmor weapons and light mortars.

STANDARD: The OPFOR element attempts to disrupt the enemy's efforts to establish vehicle fighting positions. 1. Locates the defensive area. 2. Surprises the main body. 3. Penetrates the defensive area with squad-size probes. 4. Inflicts casualties on the unit. 5. Destroys vehicles. 6. Disrupts the unit's preparations (prevents or delays beyond the unit's allotted time).

TASK: Disrupt an Engineer Reconnaissance (5-OPFOR-0022)

CONDITION: The enemy is conducting an engineer reconnaissance. The opposing forces (OPFOR) element is positioned along the enemy's route.

STANDARD: The OPFOR element disrupts an engineer reconnaissance. 1. Prevents the unit from meeting its specified time schedule. 2. Forces the unit to deviate from its specified route. 3. Prevents the unit from accomplishing its assigned engineer reconnaissance. 4. Surprises the unit conducting the reconnaissance.

TASK: Conduct Terrorist and Saboteur Attacks (5-OPFOR-0005)

CONDITION: The opposing forces (OPFOR) element dispatches small teams into the enemy's rear area to disrupt combat service support (CSS) operations.

STANDARD: The enemy sustains disrupted command and control (C2), destroyed equipment and supplies, and light casualties. 1. Locates rear support bases and C2 facilities. 2. Delays and disrupts CSS operations through probes. 3. Infiltrates CSS bases to conduct sabotage and terrorist activities. 4. Inflicts light casualties. 5. Destroys supplies and equipment.

TASK: Defend a Minefield (5-OPFOR-0023)

CONDITION: The enemy is conducting a minefield sweeping operation. The opposing forces (OPFOR) element has a minefield placed in the enemy's path. The minefield is under constant observation and fire.

STANDARD: The OPFOR element defends a minefield against an enemy element conducting a minefield sweeping operation. 1. Prevents the unit from detecting the obstacle. 2. Disrupts the minefield sweeping operation. 3. Prevents the unit from conducting the minefield sweeping operation, prevents the unit from moving all personnel through the breach or delays the completion of the minefield sweeping operation for more than 45 minutes.

TASK: Maintain Contact (5-OPFOR-0003)

CONDITION: The opposing forces (OPFOR) element is engaged with enemy base defense forces. The enemy forces are withdrawing under pressure.

STANDARD: The OPFOR element maintains enemy contact while the enemy withdraws. 1. Engages the enemy forces decisively. 2. Advances the OPFOR as the enemy forces withdraw. 3. Inflicts heavy casualties. 4. Captures the members of the enemy force. 5. Captures documents and equipment. 6. Safeguards captured documents, equipment, and personnel.

TASK: Conduct an Ambush (5-OPFOR-0007)

CONDITION: The enemy is moving in a convoy. The opposing forces (OPFOR) element is positioned along the enemy's route.

STANDARD: The OPFOR element inflicts casualties on the enemy and causes vehicle and equipment damage. 1. Prepares an ambush site before the element arrives. 2. Surprises march element forces. 3. Inflicts heavy casualties within the designated kill zone. 4. Inflicts heavy damage to vehicles and equipment within the designated kill zone. 5. Delays the march element from reaching a specified destination for a specified period of time. 6. Withdraws on order. 7. Sustains no casualties. 8. Reports actions to superiors.

TASK: Disrupt a Net Control Station (NCS) (5-OPFOR-0019)

CONDITION: The enemy has established a NCS. The opposing forces (OPFOR) element has radio and jamming equipment.

STANDARD: The OPFOR element attempts to disrupt an NCS. 1. Attempts to locate the radio frequency that the unit is operating on. 2. Attempts to enter the radio net. 3. Attempts to issue "bogus" orders to a unit on the net. 4. Jams the radio frequency and forces the unit to go to an alternate frequency.

TASK: Disrupt Defensive Preparations (5-OPFOR-0018)

CONDITION: The opposing forces (OPFOR) element has located the enemy. Priority intelligence requirements (PIR) and other intelligence requirements obtained by OPFOR patrols indicate that the enemy elements are establishing defensive positions. The OPFOR element has automatic and antiarmor weapons and light mortars.

STANDARD: The OPFOR element disrupts and delays the enemy's defensive preparations. 1. Locates and penetrates the enemy's security system. 2. Forces the enemy to delay defensive preparations. 3. Disrupts the enemy's obstacle preparations.

TASK: Disrupt Enemy Movement and Operations Using Tactical Nuclear Weapons (5-OPFOR-0016)

CONDITION: The opposing forces (OPFOR) element has located the enemy. Priority intelligence requirements (PIR) and other intelligence requirements have been obtained by OPFOR patrols. Tactical nuclear weapons are employed against key locations in the rear area.

STANDARD: The OPFOR element disrupts enemy movement and operations. 1. Disrupts or delays the movement of the enemy's equipment and supplies to the forward areas. 2. Destroys enemy equipment and supplies. 3. Inflicts a high rate of nuclear casualties among the enemy forces. 4. Denies the enemy the use of specified areas. 5. Contaminates the enemy's equipment and supplies.

TASK: Disrupt Quartering Party Operations (5-OPFOR-0017)

CONDITION: The enemy is conducting quartering party operations. It has established an assembly area (AA) but has not moved in the main body.

STANDARD: The opposing forces (OPFOR) element attempts to disrupt quartering party operations and infiltrate the enemy's AA. 1. Locates the quartering party and the AA. 2. Surprises the main body. 3. Penetrates the AA with squad-size probes. 4. Inflicts personnel casualties and vehicle damage. 5. Disrupts the unit's preparations (prevents or delays beyond the unit's allotted time).

TASK: Disrupt Enemy Movement and Operations Using Persistent and Nonpersistent Chemical Weapons (5-OPFOR-0015)

CONDITION: The opposing forces (OPFOR) element has located the enemy. Priority intelligence requirements (PIR) and other intelligence requirements have been obtained by OPFOR patrols. The OPFOR units deliver chemical agents, by means of conventional artillery weapons or aircraft, along selected supply routes and key bases in the rear area.

STANDARD: The OPFOR element disrupts enemy movement and operations using persistent and nonpersistent chemical weapons. 1. Delivers chemical agents in low and densely wooded areas. 2. Delays the movement of enemy supplies and equipment to the forward areas. 3. Restricts the movement of the enemy units in the rear area. 4. Channels the movement of enemy units into predesignated ambush areas. 5. Contaminates enemy supplies and equipment. 6. Inflicts a high rate of casualties on enemy forces.

TASK: Disrupt Movement (5-OPFOR-0014)

CONDITION: The enemy is expected to move through the opposing forces (OPFOR) element's area of operations. The OPFOR element has received an operation order (OPORD) or fragmentary order (FRAGO) to disrupt enemy movement. The enemy has the capability to defend with direct fire and antiarmor weapons.

STANDARD: The OPFOR element delays enemy movement. 1. Delays the element. 2. Forces the element to deviate from its route. 3. Prevents the element from reaching its destination. 4. Surprises the element's main body.

TASK: Counter Passage of Lines (5-OPFOR-0012)

CONDITION: Enemy forces are in defensive positions, but they are expected to attempt passage-of-lines operations. The opposing forces (OPFOR) received orders to disrupt enemy passage-of-lines operations.

STANDARD: The OPFOR element delays or prevents enemy passage of lines. 1. Delays the passage. 2. Prevents the company from moving all personnel through the stationary unit. 3. Engages the main body of either the moving or the stationary unit.

TASK: Disrupt Assembly Area (AA) Activities (5-OPFOR-0013)

CONDITION: Intelligence reports indicate that platoon- and company-size enemy units are operating in the opposing forces (OPFOR) area of operations. Enemy units can defend from AAs with direct fire, antiarmor weapons, and indirect fire. The enemy has close air support (CAS) and nuclear, biological, and chemical (NBC) capabilities.

STANDARD: The OPFOR element locates and disrupts the enemy's AA activities. 1. Locates the element's AA. 2. Probes the AA with squad- or team-size elements. 3. Inflicts more than 5 percent casualties on the element. 4. Disrupts the element's preparations (prevents or delays beyond the element's allotted time).

TASK: Conduct Sniper Operations (5-OPFOR-0006)

CONDITION: The opposing forces (OPFOR) element has assigned snipers (regular or irregular elements) in the enemy's rear area along the main supply route (MSR) and near support sites.

STANDARD: The OPFOR element kills or wounds targets. 1. Sets up a well-concealed location. 2. Engages vehicle drivers or personnel on foot with short bursts of semiautomatic fire. 3. Kills or wounds selected targets. 4. Prevents the position from being discovered by enemy forces. 5. Evacuates the area without being spotted. 6. Reports all specified priority intelligence requirements (PIR) and other intelligence requirements to the OPFOR headquarters (HQ).

TASK: Attack (5-OPFOR-0001)

CONDITION: The opposing forces (OPFOR) element has located the enemy. The priority intelligence requirements (PIR) and other intelligence requirements have been obtained by OPFOR patrols. The OPFOR element has automatic and antiarmor weapons and light mortars.

STANDARD: The OPFOR element attempts to seize the terrain, vehicles, or equipment. 1. Develops an attack plan. 2. Surprises the enemy unit's main body. 3. Initiates the attack using a scheme of maneuver that exploits the enemy's flanks, gaps, and weaknesses. 4. Uses covered and concealed routes to approach the enemy forces' flanks, gaps, or weakly held areas. 5. Employs indirect fire to support the attack. 6. Penetrates enemy defenses. 7. Destroys equipment and supplies. 8. Inflicts heavy casualties. 9. Isolates the combat service support (CSS) base by blocking reinforcements. 10. Forces enemy units to displace. 11. Avoids being fixed in one position. 12. Withdraws before the CSS base is reinforced with tactical combat forces.

TASK: Conduct Air Attacks (5-OPFOR-0002)

CONDITION: The opposing forces (OPFOR) element in the rear area has forwarded the positions of the enemy support sites or the locations of moving elements. The OPFOR aircraft have been dispatched to attack enemy installations or convoys.

STANDARD: The OPFOR element attempts to delay, disrupt, or damage the enemy targets by air. 1. Locates the target (support sites or convoys). 2. Makes attack runs on the designated targets. 3. Inflicts heavy damage to the selected target. 4. Sustains no loss of aircraft. 5. Delays moving the force for more than one hour.

TASK: Disrupt a Route Reconnaissance (5-OPFOR-0021)

CONDITION: The enemy is conducting a route reconnaissance. The opposing forces (OPFOR) element is positioned along the enemy's route.

STANDARD: The OPFOR element attempts to disrupt a squad/section conducting a route reconnaissance. 1. Prevents the unit from meeting its specified time schedule. 2. Forces the unit to deviate from its specified route. 3. Prevents the unit from reaching its assigned destination. 4. Surprises the squad/section. 5. Inflicts casualties on the unit.

ELEMENT: S2 and S3 Section

TASK: Conduct Base Cluster Operations (05-6-0068)
(FM 90-23)

ITERATION: 1 2 3 4 5 M (Circle)

COMMANDER/LEADER ASSESSMENT: T P U (Circle)

CONDITIONS: The group/brigade is in the division rear, corps rear, or communication zone (COMMZ) under an enemy threat Level I, II, or III. The group/brigade commander is the base cluster commander and receives guidance from the rear area operations center (RAOC) on the geographical area of the cluster and the bases located in the cluster. Some iterations of this task should be performed in MOPP4.

TASK STANDARDS: The group/brigade implements control measures, ensuring continuous coordination and communication. It defends the base cluster without incurring casualties or damage due to an inadequate defensive plan or defensive measures. The time required to prepare is increased when conducting this task in mission-oriented protection posture (MOPP) 4.

TASK STEPS AND PERFORMANCE MEASURES	GO	NO-GO
<ol style="list-style-type: none"> 1. The base cluster commander, aided by the staff, organizes the defense for the bases in the cluster. <ol style="list-style-type: none"> a. Conducted an assessment of the strengths and weakness of base defense. b. Ensured that obstacles and all other defensive measures were used. c. Requested, through the base defense liaison team (BDLT), repositioning of bases unable to provide mutual support. d. Specified the closure time for bases requiring repositioning. 2. The group/brigade establishes a Base Cluster Operations Center (BCOC). <ol style="list-style-type: none"> a. Collocated the BCOC with the main group/brigade command post (CP). b. Arranged liaison with the bases in the cluster. c. Maintained a current rear operations map for the cluster area of operations (AO). d. Kept the RAOC and supporting military police (MP) informed of rear operations in the cluster. 3. The BCOC develops a base cluster defense plan. <ol style="list-style-type: none"> a. Obtained base defense plans from the bases in the cluster and reviewed them for compatibility with the base cluster defense plan. b. Incorporated fire support, reaction forces, MP assistance, internal command and control (C2), and initial defense response against an enemy attack. c. Provided a copy (with changes) of the base cluster defense plan to the supporting RAOC through the BDLT. 4. The BCOC establishes and maintains continuous communications with the base defense operations center (BDOC). <ol style="list-style-type: none"> a. Established field telephone wire communications with the BDOC (primary). b. Obtained radio call signs and frequencies of the bases (alternate). c. Prepared and maintained access rosters for personnel authorized to pick up and carry message traffic. 5. The BCOC establishes and maintains continuous communications with the supporting RAOC, using organic communications equipment or a relay with other units in the rear battle net. 		

TASK STEPS AND PERFORMANCE MEASURES	GO	NO-GO
a. Controlled the defense of the base cluster when under attack. b. Coordinated the use and deployment of base cluster reaction forces. c. Requested the support of adjoining units, MP, or the tactical combat force through the BDLT. d. Coordinated the use of MP or the tactical combat force with the BDLT and the RAOC, when required. e. Coordinated the employment of the base cluster reaction forces, MP, and/or the tactical combat force with the supported BDOC.		

TASK PERFORMANCE / EVALUATION SUMMARY BLOCK							
ITERATION	1	2	3	4	5	M	TOTAL
TOTAL TASK STEPS EVALUATED							
TOTAL TASK STEPS "GO"							
TRAINING STATUS "GO"/"NO-GO"							

"*" indicates a leader task step.

SUPPORTING INDIVIDUAL TASKS

Task Number	Task Title
071-326-5704	Supervise Construction of a Fighting Position
113-573-0002	Conduct Operations Security (OPSEC) Procedures
441-091-1040	Visually Identify Threat Aircraft
441-091-3001	Direct Unit Air Defense

SUPPORTING COLLECTIVE TASKS: NONE

OPFOR TASKS AND STANDARDS

TASK: Disrupt a Route Reconnaissance (5-OPFOR-0021)

CONDITION: The enemy is conducting a route reconnaissance. The opposing forces (OPFOR) element is positioned along the enemy's route.

STANDARD: The OPFOR element attempts to disrupt a squad/section conducting a route reconnaissance. 1. Prevents the unit from meeting its specified time schedule. 2. Forces the unit to deviate from its specified route. 3. Prevents the unit from reaching its assigned destination. 4. Surprises the squad/section. 5. Inflicts casualties on the unit.

TASK: Surrender to the Capturing Unit on the Battlefield (5-OPFOR-0024)

CONDITION: The enemy has captured the opposing forces (OPFOR) element's soldiers, documents, and equipment sensitive to the OPFOR tactical operations.

STANDARD: The OPFOR soldiers retain or destroy documents and equipment. The OPFOR element surrenders documents and equipment of no tactical use to the enemy and attempts to conceal or destroy items of tactical value. The OPFOR element attempts escape and evasion. 1. Prevents the successful capture of documents and equipment. 2. Destroys documents and equipment. 3. Removes identifying markings from equipment. 4. Removes unit-identifying insignia. 5. Provides misleading information. 6. Plans an escape. 7. Delays movement to the nearest collection point. 8. Prevents safeguarding of enemy prisoners of war (EPWs) in order to cause embarrassment to the United States (US).

TASK: Conduct a Raid (5-OPFOR-0004)

CONDITION: The opposing forces (OPFOR) element has occupied an objective rally point and has orders to conduct a raid on a combat service support (CSS) base.

STANDARD: The OPFOR element infiltrates the enemy's base and destroys all of the targets. 1. Surprises the enemy forces. 2. Assaults the support base and accomplishes the assigned tasks. 3. Destroys the specified equipment and supplies. 4. Avoids being decisively engaged. 5. Withdraws all personnel from the objective areas within the time prescribed. 6. Obtains all priority intelligence requirements (PIR) from the raid site. 7. Sustains only light casualties from enemy fire.

TASK: Conduct an Aerial Reconnaissance (5-OPFOR-0010)

CONDITION: The opposing forces (OPFOR) headquarters (HQ) element requires intelligence on the locations and identification of enemy elements. An aircraft is dispatched to take photographs and make a visual inspection of the enemy rear area.

STANDARD: The OPFOR element gathers photograph intelligence of the enemy. 1. Photographs the assigned sectors. 2. Makes quick visual checks where the ceiling is low. 3. Locates enemy positions in the area, particularly support and storage bases, and command and control (C2) facilities. 4. Sustains no loss of aircraft. 5. Reports priority intelligence requirements (PIR) and other information requirements to the OPFOR HQ.

TASK: Defeat Obstacles (5-OPFOR-0009)

CONDITION: The opposing forces (OPFOR) element encounters an obstacle that blocks the avenue of approach as it advances upon the enemy forces.

STANDARD: The OPFOR element bypasses or breaches the enemy obstacle. 1. Detects the obstacle before halting its main body. 2. Defeats the obstacle. a. Bypasses the obstacle without entering the engagement areas. b. Breaches the obstacle within 45 minutes and passes its entire force through the obstacle. 3. Does not incur degradation to the point that the mission must be discontinued.

TASK: Conduct an Attack (5-OPFOR-0008)

CONDITION: The enemy is conducting tactical operations. The opposing forces (OPFOR) element receives orders to attack the enemy, the area of occupation, or the main supply route (MSR) with smoke.

STANDARD: The OPFOR element disrupts the enemy's movement and smoke operations. 1. Determines the delivery method of the smoke attack. 2. Locates the target. 3. Delivers the smoke attack downwind. 4. Attacks the enemy with smoke, and surge attacks when the enemy responds to the smoke.

TASK: Disrupt Construction of Vehicle Fighting Positions (5-OPFOR-0020)

CONDITION: The opposing forces (OPFOR) element has located the enemy. The priority intelligence requirements (PIR) and other intelligence obtained by OPFOR patrols indicate the enemy is constructing vehicle fighting positions within its defensive area. The OPFOR element has automatic and antiarmor weapons and light mortars.

STANDARD: The OPFOR element attempts to disrupt the enemy's efforts to establish vehicle fighting positions. 1. Locates the defensive area. 2. Surprises the main body. 3. Penetrates the defensive area with squad-size probes. 4. Inflicts casualties on the unit. 5. Destroys vehicles. 6. Disrupts the unit's preparations (prevents or delays beyond the unit's allotted time).

TASK: Disrupt an Engineer Reconnaissance (5-OPFOR-0022)

CONDITION: The enemy is conducting an engineer reconnaissance. The opposing forces (OPFOR) element is positioned along the enemy's route.

STANDARD: The OPFOR element disrupts an engineer reconnaissance. 1. Prevents the unit from meeting its specified time schedule. 2. Forces the unit to deviate from its specified route. 3. Prevents the unit from accomplishing its assigned engineer reconnaissance. 4. Surprises the unit conducting the reconnaissance.

TASK: Conduct Terrorist and Saboteur Attacks (5-OPFOR-0005)

CONDITION: The opposing forces (OPFOR) element dispatches small teams into the enemy's rear area to disrupt combat service support (CSS) operations.

STANDARD: The enemy sustains disrupted command and control (C2), destroyed equipment and supplies, and light casualties. 1. Locates rear support bases and C2 facilities. 2. Delays and disrupts CSS operations through probes. 3. Infiltrates CSS bases to conduct sabotage and terrorist activities. 4. Inflicts light casualties. 5. Destroys supplies and equipment.

TASK: Defend a Minefield (5-OPFOR-0023)

CONDITION: The enemy is conducting a minefield sweeping operation. The opposing forces (OPFOR) element has a minefield placed in the enemy's path. The minefield is under constant observation and fire.

STANDARD: The OPFOR element defends a minefield against an enemy element conducting a minefield sweeping operation. 1. Prevents the unit from detecting the obstacle. 2. Disrupts the minefield sweeping operation. 3. Prevents the unit from conducting the minefield sweeping operation, prevents the unit from moving all personnel through the breach or delays the completion of the minefield sweeping operation for more than 45 minutes.

TASK: Maintain Contact (5-OPFOR-0003)

CONDITION: The opposing forces (OPFOR) element is engaged with enemy base defense forces. The enemy forces are withdrawing under pressure.

STANDARD: The OPFOR element maintains enemy contact while the enemy withdraws. 1. Engages the enemy forces decisively. 2. Advances the OPFOR as the enemy forces withdraw. 3. Inflicts heavy casualties. 4. Captures the members of the enemy force. 5. Captures documents and equipment. 6. Safeguards captured documents, equipment, and personnel.

TASK: Conduct an Ambush (5-OPFOR-0007)

CONDITION: The enemy is moving in a convoy. The opposing forces (OPFOR) element is positioned along the enemy's route.

STANDARD: The OPFOR element inflicts casualties on the enemy and causes vehicle and equipment damage. 1. Prepares an ambush site before the element arrives. 2. Surprises march element forces. 3. Inflicts heavy casualties within the designated kill zone. 4. Inflicts heavy damage to vehicles and equipment within the designated kill zone. 5. Delays the march element from reaching a specified destination for a specified period of time. 6. Withdraws on order. 7. Sustains no casualties. 8. Reports actions to superiors.

TASK: Disrupt a Net Control Station (NCS) (5-OPFOR-0019)

CONDITION: The enemy has established a NCS. The opposing forces (OPFOR) element has radio and jamming equipment.

STANDARD: The OPFOR element attempts to disrupt an NCS. 1. Attempts to locate the radio frequency that the unit is operating on. 2. Attempts to enter the radio net. 3. Attempts to issue "bogus" orders to a unit on the net. 4. Jams the radio frequency and forces the unit to go to an alternate frequency.

TASK: Disrupt Defensive Preparations (5-OPFOR-0018)

CONDITION: The opposing forces (OPFOR) element has located the enemy. Priority intelligence requirements (PIR) and other intelligence requirements obtained by OPFOR patrols indicate that the enemy elements are establishing defensive positions. The OPFOR element has automatic and antiarmor weapons and light mortars.

STANDARD: The OPFOR element disrupts and delays the enemy's defensive preparations. 1. Locates and penetrates the enemy's security system. 2. Forces the enemy to delay defensive preparations. 3. Disrupts the enemy's obstacle preparations.

TASK: Disrupt Enemy Movement and Operations Using Tactical Nuclear Weapons (5-OPFOR-0016)

CONDITION: The opposing forces (OPFOR) element has located the enemy. Priority intelligence requirements (PIR) and other intelligence requirements have been obtained by OPFOR patrols. Tactical nuclear weapons are employed against key locations in the rear area.

STANDARD: The OPFOR element disrupts enemy movement and operations. 1. Disrupts or delays the movement of the enemy's equipment and supplies to the forward areas. 2. Destroys enemy equipment and supplies. 3. Inflicts a high rate of nuclear casualties among the enemy forces. 4. Denies the enemy the use of specified areas. 5. Contaminates the enemy's equipment and supplies.

TASK: Disrupt Quartering Party Operations (5-OPFOR-0017)

CONDITION: The enemy is conducting quartering party operations. It has established an assembly area (AA) but has not moved in the main body.

STANDARD: The opposing forces (OPFOR) element attempts to disrupt quartering party operations and infiltrate the enemy's AA. 1. Locates the quartering party and the AA. 2. Surprises the main body. 3. Penetrates the AA with squad-size probes. 4. Inflicts personnel casualties and vehicle damage. 5. Disrupts the unit's preparations (prevents or delays beyond the unit's allotted time).

TASK: Disrupt Enemy Movement and Operations Using Persistent and Nonpersistent Chemical Weapons (5-OPFOR-0015)

CONDITION: The opposing forces (OPFOR) element has located the enemy. Priority intelligence requirements (PIR) and other intelligence requirements have been obtained by OPFOR patrols. The OPFOR units deliver chemical agents, by means of conventional artillery weapons or aircraft, along selected supply routes and key bases in the rear area.

STANDARD: The OPFOR element disrupts enemy movement and operations using persistent and nonpersistent chemical weapons. 1. Delivers chemical agents in low and densely wooded areas. 2. Delays the movement of enemy supplies and equipment to the forward areas. 3. Restricts the movement of the enemy units in the rear area. 4. Channels the movement of enemy units into predesignated ambush areas. 5. Contaminates enemy supplies and equipment. 6. Inflicts a high rate of casualties on enemy forces.

TASK: Disrupt Movement (5-OPFOR-0014)

CONDITION: The enemy is expected to move through the opposing forces (OPFOR) element's area of operations. The OPFOR element has received an operation order (OPORD) or fragmentary order (FRAGO) to disrupt enemy movement. The enemy has the capability to defend with direct fire and antiarmor weapons.

STANDARD: The OPFOR element delays enemy movement. 1. Delays the element. 2. Forces the element to deviate from its route. 3. Prevents the element from reaching its destination. 4. Surprises the element's main body.

TASK: Counter Passage of Lines (5-OPFOR-0012)

CONDITION: Enemy forces are in defensive positions, but they are expected to attempt passage-of-lines operations. The opposing forces (OPFOR) received orders to disrupt enemy passage-of-lines operations.

STANDARD: The OPFOR element delays or prevents enemy passage of lines. 1. Delays the passage. 2. Prevents the company from moving all personnel through the stationary unit. 3. Engages the main body of either the moving or the stationary unit.

TASK: Disrupt Assembly Area (AA) Activities (5-OPFOR-0013)

CONDITION: Intelligence reports indicate that platoon- and company-size enemy units are operating in the opposing forces (OPFOR) area of operations. Enemy units can defend from AAs with direct fire, antiarmor weapons, and indirect fire. The enemy has close air support (CAS) and nuclear, biological, and chemical (NBC) capabilities.

STANDARD: The OPFOR element locates and disrupts the enemy's AA activities. 1. Locates the element's AA. 2. Probes the AA with squad- or team-size elements. 3. Inflicts more than 5 percent casualties on the element. 4. Disrupts the element's preparations (prevents or delays beyond the element's allotted time).

TASK: Conduct Sniper Operations (5-OPFOR-0006)

CONDITION: The opposing forces (OPFOR) element has assigned snipers (regular or irregular elements) in the enemy's rear area along the main supply route (MSR) and near support sites.

STANDARD: The OPFOR element kills or wounds targets. 1. Sets up a well-concealed location. 2. Engages vehicle drivers or personnel on foot with short bursts of semiautomatic fire. 3. Kills or wounds selected targets. 4. Prevents the position from being discovered by enemy forces. 5. Evacuates the area without being spotted. 6. Reports all specified priority intelligence requirements (PIR) and other intelligence requirements to the OPFOR headquarters (HQ).

TASK: Attack (5-OPFOR-0001)

CONDITION: The opposing forces (OPFOR) element has located the enemy. The priority intelligence requirements (PIR) and other intelligence requirements have been obtained by OPFOR patrols. The OPFOR element has automatic and antiarmor weapons and light mortars.

STANDARD: The OPFOR element attempts to seize the terrain, vehicles, or equipment. 1. Develops an attack plan. 2. Surprises the enemy unit's main body. 3. Initiates the attack using a scheme of maneuver that exploits the enemy's flanks, gaps, and weaknesses. 4. Uses covered and concealed routes to approach the enemy forces' flanks, gaps, or weakly held areas. 5. Employs indirect fire to support the attack. 6. Penetrates enemy defenses. 7. Destroys equipment and supplies. 8. Inflicts heavy casualties. 9. Isolates the combat service support (CSS) base by blocking reinforcements. 10. Forces enemy units to displace. 11. Avoids being fixed in one position. 12. Withdraws before the CSS base is reinforced with tactical combat forces.

TASK: Conduct Air Attacks (5-OPFOR-0002)

CONDITION: The opposing forces (OPFOR) element in the rear area has forwarded the positions of the enemy support sites or the locations of moving elements. The OPFOR aircraft have been dispatched to attack enemy installations or convoys.

STANDARD: The OPFOR element attempts to delay, disrupt, or damage the enemy targets by air. 1. Locates the target (support sites or convoys). 2. Makes attack runs on the designated targets. 3. Inflicts heavy damage to the selected target. 4. Sustains no loss of aircraft. 5. Delays moving the force for more than one hour.

ELEMENTS: Section
 S1 Section
 S2 and S3 Section
 S4 Section
 Communication Section

TASK: Establish and Operate a Single-Channel Voice Radio Net (11-3-0214.05-T01A)
 (FM 24-18) (FM 24-1) (FM 24-19)
 (FM 24-33)

ITERATION: 1 2 3 4 5 M (Circle)
COMMANDER/LEADER ASSESSMENT: T P U (Circle)

CONDITIONS: The element is tactically deployed and must establish the communications network. Digital units have performed functionality checks, and systems are operational. The operators have been briefed and issued extracts from the signal operation instructions (SOI), the signal supplemental instructions (SSI), the numerical cipher, the authenticated system, the operations codes, and the brevity lists. Situational hazards exist, such as nuclear, biological, and chemical (NBC) conditions; opposing forces (OPFOR); electronic warfare (EW); and directional finding ability. Some iterations of this task should be performed in MOPP4.

TASK STANDARDS: The operators establish and enter a radio net no later than the time prescribed in the operation order (OPORD) or the operation plan (OPLAN). Digital units send and receive reports using frequency-modulated (FM) or digital means. The net is not compromised. The time required to perform this task is increased when conducting it in mission-oriented protection posture (MOPP) 4.

TASK STEPS AND PERFORMANCE MEASURES	GO	NO-GO
<ol style="list-style-type: none"> 1. Radio operators install a radio set for operation. <ol style="list-style-type: none"> a. Secured radios in the mount. b. Connected audio accessories. c. Installed antennas. d. Performed before-operation, preventive-maintenance checks and services (PMCS). e. Performed radio operational checks. 2. Radio operators make initial entry into the nets. <ol style="list-style-type: none"> a. Obtained appropriate call signs, suffixes, and frequencies from the SOI/SSI. b. Entered a radio net. c. Authenticated when challenged by the net control station (NCS). 3. Radio operators recognize frequency interference. <ol style="list-style-type: none"> a. Recognized jamming or interference. b. Determined if the interference was internal or external. c. Determined if the interference was intentional or unintentional. 4. Radio operators initiate prescribed electronic counter-countermeasures (ECCM). <ol style="list-style-type: none"> a. Continued to operate. b. Increased the transmit power. c. Tuned the receiver for max signal. d. Relocated the antenna. e. Requested a change of frequency. f. Reported suspected jamming to the immediate supervisor. g. Submitted meaconing, intrusion, jamming, and interference (MIJI) feeder reports. 		

TASK STEPS AND PERFORMANCE MEASURES	GO	NO-GO
5. Radio operators employ preventive ECCM and radio procedures. <ul style="list-style-type: none"> a. Used communications security (COMSEC) equipment (secure), if available (transmission security [TSEC]/KY-38 or TSEC/KY-57). b. Loaded the appropriate key variables using KYK-13 or KOI-15. c. Used only approved radiotelephone procedures as required by the SOI/SSI. d. Encrypted and decrypted grid coordinates using the SOI/SSI (not necessary in secure voice operation). e. Kept the length (not more than 20 seconds per transmission) and the number of transmissions to a minimum. f. Used the lowest power setting required to communicate with desired stations. g. Used the correct call signs and frequencies. h. Observed periods of radio-listening silence. i. Adhered to net discipline. 		

TASK PERFORMANCE / EVALUATION SUMMARY BLOCK							
ITERATION	1	2	3	4	5	M	TOTAL
TOTAL TASK STEPS EVALUATED							
TOTAL TASK STEPS "GO"							
TRAINING STATUS "GO"/"NO-GO"							

** indicates a leader task step.

SUPPORTING INDIVIDUAL TASKS: NONE

SUPPORTING COLLECTIVE TASKS: NONE

OPFOR TASKS AND STANDARDS

TASK: Disrupt a Route Reconnaissance (5-OPFOR-0021)

CONDITION: The enemy is conducting a route reconnaissance. The opposing forces (OPFOR) element is positioned along the enemy's route.

STANDARD: The OPFOR element attempts to disrupt a squad/section conducting a route reconnaissance. 1. Prevents the unit from meeting its specified time schedule. 2. Forces the unit to deviate from its specified route. 3. Prevents the unit from reaching its assigned destination. 4. Surprises the squad/section. 5. Inflicts casualties on the unit.

TASK: Conduct an Aerial Reconnaissance (5-OPFOR-0010)

CONDITION: The opposing forces (OPFOR) headquarters (HQ) element requires intelligence on the locations and identification of enemy elements. An aircraft is dispatched to take photographs and make a visual inspection of the enemy rear area.

STANDARD: The OPFOR element gathers photograph intelligence of the enemy. 1. Photographs the assigned sectors. 2. Makes quick visual checks where the ceiling is low. 3. Locates enemy positions in the area, particularly support and storage bases, and command and control (C2) facilities. 4. Sustains no loss of aircraft. 5. Reports priority intelligence requirements (PIR) and other information requirements to the OPFOR HQ.

TASK: Conduct a Raid (5-OPFOR-0004)

CONDITION: The opposing forces (OPFOR) element has occupied an objective rally point and has orders to conduct a raid on a combat service support (CSS) base.

STANDARD: The OPFOR element infiltrates the enemy's base and destroys all of the targets. 1. Surprises the enemy forces. 2. Assaults the support base and accomplishes the assigned tasks. 3. Destroys the specified equipment and supplies. 4. Avoids being decisively engaged. 5. Withdraws all personnel from the objective areas within the time prescribed. 6. Obtains all priority intelligence requirements (PIR) from the raid site. 7. Sustains only light casualties from enemy fire.

TASK: Defeat Obstacles (5-OPFOR-0009)

CONDITION: The opposing forces (OPFOR) element encounters an obstacle that blocks the avenue of approach as it advances upon the enemy forces.

STANDARD: The OPFOR element bypasses or breaches the enemy obstacle. 1. Detects the obstacle before halting its main body. 2. Defeats the obstacle. a. Bypasses the obstacle without entering the engagement areas. b. Breaches the obstacle within 45 minutes and passes its entire force through the obstacle. 3. Does not incur degradation to the point that the mission must be discontinued.

TASK: Conduct an Attack (5-OPFOR-0008)

CONDITION: The enemy is conducting tactical operations. The opposing forces (OPFOR) element receives orders to attack the enemy, the area of occupation, or the main supply route (MSR) with smoke.

STANDARD: The OPFOR element disrupts the enemy's movement and smoke operations. 1. Determines the delivery method of the smoke attack. 2. Locates the target. 3. Delivers the smoke attack downwind. 4. Attacks the enemy with smoke, and surge attacks when the enemy responds to the smoke.

TASK: Disrupt Construction of Vehicle Fighting Positions (5-OPFOR-0020)

CONDITION: The opposing forces (OPFOR) element has located the enemy. The priority intelligence requirements (PIR) and other intelligence obtained by OPFOR patrols indicate the enemy is constructing vehicle fighting positions within its defensive area. The OPFOR element has automatic and antiarmor weapons and light mortars.

STANDARD: The OPFOR element attempts to disrupt the enemy's efforts to establish vehicle fighting positions. 1. Locates the defensive area. 2. Surprises the main body. 3. Penetrates the defensive area with squad-size probes. 4. Inflicts casualties on the unit. 5. Destroys vehicles. 6. Disrupts the unit's preparations (prevents or delays beyond the unit's allotted time).

TASK: Disrupt an Engineer Reconnaissance (5-OPFOR-0022)

CONDITION: The enemy is conducting an engineer reconnaissance. The opposing forces (OPFOR) element is positioned along the enemy's route.

STANDARD: The OPFOR element disrupts an engineer reconnaissance. 1. Prevents the unit from meeting its specified time schedule. 2. Forces the unit to deviate from its specified route. 3. Prevents the unit from accomplishing its assigned engineer reconnaissance. 4. Surprises the unit conducting the reconnaissance.

TASK: Conduct Terrorist and Saboteur Attacks (5-OPFOR-0005)

CONDITION: The opposing forces (OPFOR) element dispatches small teams into the enemy's rear area to disrupt combat service support (CSS) operations.

STANDARD: The enemy sustains disrupted command and control (C2), destroyed equipment and supplies, and light casualties. 1. Locates rear support bases and C2 facilities. 2. Delays and disrupts CSS operations through probes. 3. Infiltrates CSS bases to conduct sabotage and terrorist activities. 4. Inflicts light casualties. 5. Destroys supplies and equipment.

TASK: Defend a Minefield (5-OPFOR-0023)

CONDITION: The enemy is conducting a minefield sweeping operation. The opposing forces (OPFOR) element has a minefield placed in the enemy's path. The minefield is under constant observation and fire.

STANDARD: The OPFOR element defends a minefield against an enemy element conducting a minefield sweeping operation. 1. Prevents the unit from detecting the obstacle. 2. Disrupts the minefield sweeping operation. 3. Prevents the unit from conducting the minefield sweeping operation, prevents the unit from moving all personnel through the breach or delays the completion of the minefield sweeping operation for more than 45 minutes.

TASK: Conduct Sniper Operations (5-OPFOR-0006)

CONDITION: The opposing forces (OPFOR) element has assigned snipers (regular or irregular elements) in the enemy's rear area along the main supply route (MSR) and near support sites.

STANDARD: The OPFOR element kills or wounds targets. 1. Sets up a well-concealed location. 2. Engages vehicle drivers or personnel on foot with short bursts of semiautomatic fire. 3. Kills or wounds selected targets. 4. Prevents the position from being discovered by enemy forces. 5. Evacuates the area without being spotted. 6. Reports all specified priority intelligence requirements (PIR) and other intelligence requirements to the OPFOR headquarters (HQ).

TASK: Conduct an Ambush (5-OPFOR-0007)

CONDITION: The enemy is moving in a convoy. The opposing forces (OPFOR) element is positioned along the enemy's route.

STANDARD: The OPFOR element inflicts casualties on the enemy and causes vehicle and equipment damage. 1. Prepares an ambush site before the element arrives. 2. Surprises march element forces. 3. Inflicts heavy casualties within the designated kill zone. 4. Inflicts heavy damage to vehicles and equipment within the designated kill zone. 5. Delays the march element from reaching a specified destination for a specified period of time. 6. Withdraws on order. 7. Sustains no casualties. 8. Reports actions to superiors.

TASK: Maintain Contact (5-OPFOR-0003)

CONDITION: The opposing forces (OPFOR) element is engaged with enemy base defense forces. The enemy forces are withdrawing under pressure.

STANDARD: The OPFOR element maintains enemy contact while the enemy withdraws. 1. Engages the enemy forces decisively. 2. Advances the OPFOR as the enemy forces withdraw. 3. Inflicts heavy casualties. 4. Captures the members of the enemy force. 5. Captures documents and equipment. 6. Safeguards captured documents, equipment, and personnel.

TASK: Surrender to the Capturing Unit on the Battlefield (5-OPFOR-0024)

CONDITION: The enemy has captured the opposing forces (OPFOR) element's soldiers, documents, and equipment sensitive to the OPFOR tactical operations.

STANDARD: The OPFOR soldiers retain or destroy documents and equipment. The OPFOR element surrenders documents and equipment of no tactical use to the enemy and attempts to conceal or destroy items of tactical value. The OPFOR element attempts escape and evasion. 1. Prevents the successful capture of documents and equipment. 2. Destroys documents and equipment. 3. Removes identifying markings from equipment. 4. Removes unit-identifying insignia. 5. Provides misleading information. 6. Plans an escape. 7. Delays movement to the nearest collection point. 8. Prevents safeguarding of enemy prisoners of war (EPWs) in order to cause embarrassment to the United States (US).

TASK: Disrupt a Net Control Station (NCS) (5-OPFOR-0019)

CONDITION: The enemy has established a NCS. The opposing forces (OPFOR) element has radio and jamming equipment.

STANDARD: The OPFOR element attempts to disrupt an NCS. 1. Attempts to locate the radio frequency that the unit is operating on. 2. Attempts to enter the radio net. 3. Attempts to issue "bogus" orders to a unit on the net. 4. Jams the radio frequency and forces the unit to go to an alternate frequency.

TASK: Disrupt Defensive Preparations (5-OPFOR-0018)

CONDITION: The opposing forces (OPFOR) element has located the enemy. Priority intelligence requirements (PIR) and other intelligence requirements obtained by OPFOR patrols indicate that the enemy elements are establishing defensive positions. The OPFOR element has automatic and antiarmor weapons and light mortars.

STANDARD: The OPFOR element disrupts and delays the enemy's defensive preparations. 1. Locates and penetrates the enemy's security system. 2. Forces the enemy to delay defensive preparations. 3. Disrupts the enemy's obstacle preparations.

TASK: Disrupt Enemy Movement and Operations Using Tactical Nuclear Weapons (5-OPFOR-0016)

CONDITION: The opposing forces (OPFOR) element has located the enemy. Priority intelligence requirements (PIR) and other intelligence requirements have been obtained by OPFOR patrols. Tactical nuclear weapons are employed against key locations in the rear area.

STANDARD: The OPFOR element disrupts enemy movement and operations. 1. Disrupts or delays the movement of the enemy's equipment and supplies to the forward areas. 2. Destroys enemy equipment and supplies. 3. Inflicts a high rate of nuclear casualties among the enemy forces. 4. Denies the enemy the use of specified areas. 5. Contaminates the enemy's equipment and supplies.

TASK: Disrupt Quarters Party Operations (5-OPFOR-0017)

CONDITION: The enemy is conducting quarters party operations. It has established an assembly area (AA) but has not moved in the main body.

STANDARD: The opposing forces (OPFOR) element attempts to disrupt quartering party operations and infiltrate the enemy's AA. 1. Locates the quartering party and the AA. 2. Surprises the main body. 3. Penetrates the AA with squad-size probes. 4. Inflicts personnel casualties and vehicle damage. 5. Disrupts the unit's preparations (prevents or delays beyond the unit's allotted time).

TASK: Disrupt Enemy Movement and Operations Using Persistent and Nonpersistent Chemical Weapons (5-OPFOR-0015)

CONDITION: The opposing forces (OPFOR) element has located the enemy. Priority intelligence requirements (PIR) and other intelligence requirements have been obtained by OPFOR patrols. The OPFOR units deliver chemical agents, by means of conventional artillery weapons or aircraft, along selected supply routes and key bases in the rear area.

STANDARD: The OPFOR element disrupts enemy movement and operations using persistent and nonpersistent chemical weapons. 1. Delivers chemical agents in low and densely wooded areas. 2. Delays the movement of enemy supplies and equipment to the forward areas. 3. Restricts the movement of the enemy units in the rear area. 4. Channels the movement of enemy units into predesignated ambush areas. 5. Contaminates enemy supplies and equipment. 6. Inflicts a high rate of casualties on enemy forces.

TASK: Disrupt Movement (5-OPFOR-0014)

CONDITION: The enemy is expected to move through the opposing forces (OPFOR) element's area of operations. The OPFOR element has received an operation order (OPORD) or fragmentary order (FRAGO) to disrupt enemy movement. The enemy has the capability to defend with direct fire and antiarmor weapons.

STANDARD: The OPFOR element delays enemy movement. 1. Delays the element. 2. Forces the element to deviate from its route. 3. Prevents the element from reaching its destination. 4. Surprises the element's main body.

TASK: Counter Passage of Lines (5-OPFOR-0012)

CONDITION: Enemy forces are in defensive positions, but they are expected to attempt passage-of-lines operations. The opposing forces (OPFOR) received orders to disrupt enemy passage-of-lines operations.

STANDARD: The OPFOR element delays or prevents enemy passage of lines. 1. Delays the passage. 2. Prevents the company from moving all personnel through the stationary unit. 3. Engages the main body of either the moving or the stationary unit.

TASK: Disrupt Assembly Area (AA) Activities (5-OPFOR-0013)

CONDITION: Intelligence reports indicate that platoon- and company-size enemy units are operating in the opposing forces (OPFOR) area of operations. Enemy units can defend from AAs with direct fire, antiarmor weapons, and indirect fire. The enemy has close air support (CAS) and nuclear, biological, and chemical (NBC) capabilities.

STANDARD: The OPFOR element locates and disrupts the enemy's AA activities. 1. Locates the element's AA. 2. Probes the AA with squad- or team-size elements. 3. Inflicts more than 5 percent casualties on the element. 4. Disrupts the element's preparations (prevents or delays beyond the element's allotted time).

TASK: Attack (5-OPFOR-0001)

CONDITION: The opposing forces (OPFOR) element has located the enemy. The priority intelligence requirements (PIR) and other intelligence requirements have been obtained by OPFOR patrols. The OPFOR element has automatic and antiarmor weapons and light mortars.

STANDARD: The OPFOR element attempts to seize the terrain, vehicles, or equipment. 1. Develops an attack plan. 2. Surprises the enemy unit's main body. 3. Initiates the attack using a scheme of maneuver that exploits the enemy's flanks, gaps, and weaknesses. 4. Uses covered and concealed routes to approach the enemy forces' flanks, gaps, or weakly held areas. 5. Employs indirect fire to support the attack. 6. Penetrates enemy defenses. 7. Destroys equipment and supplies. 8. Inflicts heavy casualties. 9. Isolates the combat service support (CSS) base by blocking reinforcements. 10. Forces enemy units to displace. 11. Avoids being fixed in one position. 12. Withdraws before the CSS base is reinforced with tactical combat forces.

TASK: Conduct Air Attacks (5-OPFOR-0002)

CONDITION: The opposing forces (OPFOR) element in the rear area has forwarded the positions of the enemy support sites or the locations of moving elements. The OPFOR aircraft have been dispatched to attack enemy installations or convoys.

STANDARD: The OPFOR element attempts to delay, disrupt, or damage the enemy targets by air. 1. Locates the target (support sites or convoys). 2. Makes attack runs on the designated targets. 3. Inflicts heavy damage to the selected target. 4. Sustains no loss of aircraft. 5. Delays moving the force for more than one hour.

CHAPTER 6

External Evaluation

6-1. General. An external evaluation assesses the unit's ability to perform its mission. Using units may modify this evaluation based on the METT-TC and other considerations as deemed appropriate by the commander. Selected T&EOs from Chapter 5 that involve the total unit and employ a realistic OPFOR and the use of the MILES are used for the evaluation. At the completion of the evaluation, the commander can identify the strengths and weaknesses of his unit. These strengths and weakness are the basis for future training and resource allocations.

6-2. Preparing the Evaluation. The commander must standardize evaluation procedures to accurately measure the unit's capabilities. Table 6-1 is a sample evaluation scenario that contains the mission as well as the appropriate tasks necessary to develop the scenario and execute the evaluation. Figure 6-1 is a graphic representation of the scenario. Selective tailoring is required because it is not possible to evaluate every task. The following procedures are suggested for developing the evaluation:

Table 6-1. Sample Evaluation Scenario

Event	Action	Proposed Time Frame	Estimated Time Allotted
1	Conduct Preevaluation Operations	Before start time	
2	Conduct Troop-Leading Procedures		
3	Issue a Road March Order	Day 1 - 0200 hours	2 hours
4	Conduct a Tactical Road March	0400 hours	5 hours
5	Occupy an Assembly Area	0900 hours	3 hours
	Module 1		
6	Receive a Warning Order (WO)	1200 hours	2 hours
7	Support Combat Operations (Mobility)		
8	Conduct Unit Support Operations		
9	Perform Unit Maintenance Operations		
10	Conduct Administrative Operations		
11	Conduct Intelligence Operations		
	Module 2		
12	Conduct Unit Support Operations	Day 2 - 1400 hours	
13	Receive a Warning Order		
14	Support Combat Operations (Counter-mobility)		
15	Perform Unit Maintenance Operations		
16	Move to an AAR Site and Conduct an AAR		
17	End Exercise (ENDEX)		

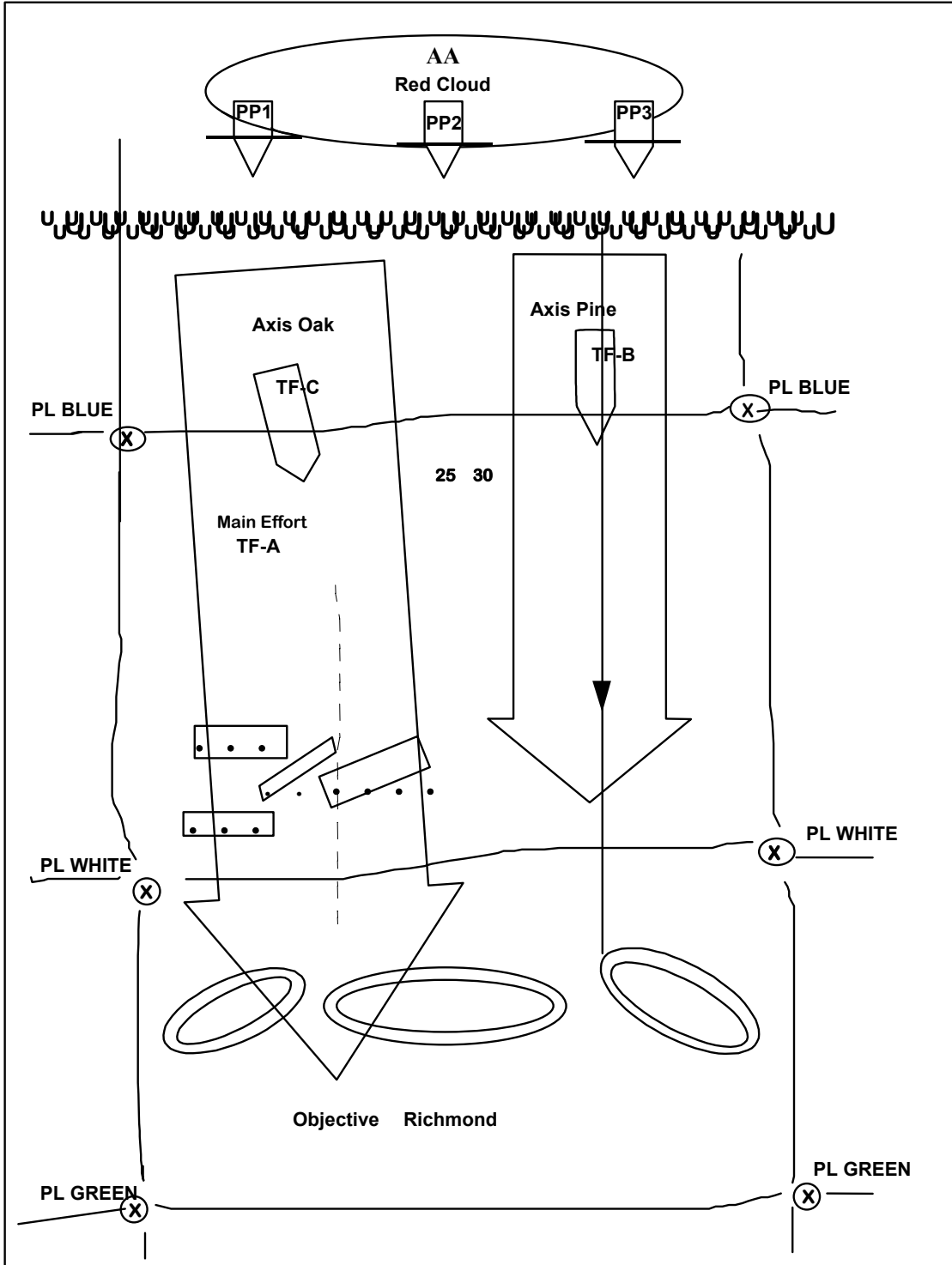


Figure 6-1. Sample Graphic Illustration Scenario

a. Identify the missions for evaluating each element, using Figure 2-2 in Chapter 2. Record the selected missions on the unit proficiency work sheet (UPW) (Figure 6-2).

Unit: _____		Date: _____				Unit Overall Rating and Remarks
Number	Unit Mission/Task	Section/ Squad	Section/ Squad	Section/ Squad	Section/ Squad	
rowd		GO	GO	GO	GO	
		NO-GO	NO-GO	NO-GO	NO-GO	
		GO	GO	GO	GO	
		NO-GO	NO-GO	NO-GO	NO-GO	
		GO	GO	GO	GO	
		NO-GO	NO-GO	NO-GO	NO-GO	
		GO	GO	GO	GO	
		NO-GO	NO-GO	NO-GO	NO-GO	
		GO	GO	GO	GO	
		NO-GO	NO-GO	NO-GO	NO-GO	
		GO	GO	GO	GO	
		NO-GO	NO-GO	NO-GO	NO-GO	
		GO	GO	GO	GO	
		NO-GO	NO-GO	NO-GO	NO-GO	
		GO	GO	GO	GO	
		NO-GO	NO-GO	NO-GO	NO-GO	
		GO	GO	GO	GO	
		NO-GO	NO-GO	NO-GO	NO-GO	
		GO	GO	GO	GO	
		NO-GO	NO-GO	NO-GO	NO-GO	
		GO	GO	GO	GO	
		NO-GO	NO-GO	NO-GO	NO-GO	
		GO	GO	GO	GO	
		NO-GO	NO-GO	NO-GO	NO-GO	
		GO	GO	GO	GO	
		NO-GO	NO-GO	NO-GO	NO-GO	

NOTE: If more space is required for remarks, use the back side of this form.

Figure 6-2. Sample Unit Proficiency Work Sheet

c. Select the tasks for the evaluation of every mission. List the selected tasks on the task summary sheet, which is used for recording the results of the evaluation.

d. Compile the selected missions and tasks in the order that they logically occur in the detailed scenario (Table 6-1). Group the selected missions and tasks into parts for continuous operations. The parts can be interrupted at logical points to assess the MILES casualties and to conduct in-process AARs.

6-3. **Resource Requirements and Planning Considerations.** Adequate training ammunition, equipment, and supplies must be forecasted and requisitioned. Table 6-2 is a consolidated list of the support requirements for this evaluation. It is based on experience with the scenario in Table 6-1. The evaluating HQ must prepare its own consolidated support requirements.

Table 6-2. Sample Consolidated Support Requirements

CONSOLIDATED SUPPORT REQUIREMENTS FOR FTX 5-1-E0001			
Ammunition	DODIC	40Estimated Basic Load	
5.56 mm	A080	150 rounds per rifle	
7.62 mm	A111	400 rounds per M60	
5.56 mm	A075	250 rounds per SAW	
Caliber .50	A598	250 rounds per M2	
ATWESS (AT-4)	L367	15 each per company (inert)	
Hand grenade, body, M69	G811	2 per man	
Hand grenade, fuse (practice)	G878	2 per man	
Simulators, projectile, ground burst	L598	50 per exercise	
Simulator, hand grenade, M116 series	L601	20 per squad (without live demolitions to simulate demolition) or 6 per squad	
Demolitions (See note below.)			
MICLIC		4 per company with 2 reloads	
Bangalore torpedo kit		1 per squad	
Charge, block TNT		50 per squad	
MDI M11, 12, 13, 14		15 each (total 60) per platoon	
MDI igniters		60 each platoon	
Time fuse		500 feet per platoon	
Satchel charge, M183		30 per platoon	
40-pound shape charge		12 per platoon	
Smoke grenades, white		60 per platoon	
Smoke pot, ground		10 per platoon	
Other Items			
Batteries, BA 200 (6-volt)		50 each	
Batteries, BA 3090 (9-volt)		400 each	
Class IV			
Concertina wire			
Mines			
MILES Equipment	Company	Evaluators	OPFOR
APC	13		13/4
Caliber .50 system	15		13/4
M240 system	2		
M19 blank firing adapter	15		13/4
M16 system	120		120/28
M60 machine-gun system	13		13/2
Controller guns		8	
Small-arms alignment fixture		2	
NOTE: Ammunition and demolitions are basic loads and should be restocked (according to their use) during the exercise.			

6-4. Selecting and Training Observers/Controllers. A successful evaluation depends heavily on selecting Os/Cs with the proper experience, training them to fulfill their responsibilities, and supervising them throughout the conduct of the evaluation.

a. A six-person O/C team comprised of the following personnel is suggested for performing an external evaluation:

- (1) Senior O/C.
- (2) Staff O/C.
- (3) Operations O/C.
- (4) Administration O/C.
- (5) Logistics O/C.
- (6) NBC O/C.

b. A thorough knowledge of the unit's mission, organization, equipment, and doctrine is required by the Os/Cs. They must understand the overall operation of the unit and how it is integrated into and supports force-projection operations. Team members must have a working knowledge of the common individual and collective tasks in areas such as local-defense convoy procedures, communications, and NBC. One member of the team must have detailed expertise in the NBC and local-defense, common-task areas. The Os/Cs should be equal in grade to the person in charge of the element they are evaluating, and they should have previous experience in the position being evaluated. All team members must be able to make objective evaluations, function effectively as a team member, and state their findings in writing and briefings.

c. O/C training focuses on providing Os/Cs with a general understanding of the overall evaluation, providing each O/C with a detailed understanding of the specific duties and responsibilities, and building a spirit of teamwork. O/C training includes--

- (1) The overall evaluation design, general scenario, master-events list, and the specific evaluation purposes and objectives.
- (2) The unit's METL and its linkage to the T&EOs and other materials contained in this ARTEP MTP.
- (3) The O/C team composition and general duties and responsibilities of each team member.
- (4) The detailed responsibilities of individual team members, with special emphasis on the master-events list items that are their responsibility. This includes--
 - (a) A review of written instructions and materials contained in the Os/Cs folders.
 - (b) A detailed reconnaissance of the area used for the evaluation.
 - (c) The O/C communications, and command and control (C²) systems.
 - (d) Safety procedures.
 - (e) Evaluation data-collection OPLAN and procedures.
 - (f) AAR procedures and techniques.

(5) A talk-through of the entire evaluation, which includes war-gaming all items on the master-events list in order of their occurrence, and a review of each team member's responsibilities and anticipated problems.

d. The senior O/C supervises the operation of the team. He provides the team leadership, focuses his efforts on ensuring that the Os/Cs fulfill their responsibilities and adhere to the evaluation plan, resolves problems, synchronizes the efforts of the team members, ensures close coordination among team members, holds periodic team-coordination meetings, plans and orchestrates the unit's AAR, and conducts specific evaluation-team AARs.

6-5. Selecting and Training Opposing Forces. The OPFOR support for an external evaluation of the unit is limited to two squads of dismounted infantry and two to five individuals who serve as enemy agents. Although OPFOR support is only used for some tasks, proper training and employment of this force is important to ensure a proper assessment of the unit's capabilities.

a. The OPFOR commander should be a company grade officer or a senior NCO who is well trained in OPFOR tactics and operations. In addition to the duties and responsibilities in leading various OPFOR elements, the OPFOR commander serves as a part-time member of the O/C team. In order to fulfill O/C responsibilities, the OPFOR commander must participate in O/C planning and training activities. He must be present during AARs.

b. OPFOR elements are trained, organized, and equipped to operate in a manner that depicts threat forces as realistically as possible. Their training includes--

- (1) Threat tactics and rules for engagement.
- (2) OPFOR missions and responsibilities.
- (3) OPFOR tasks and standards.
- (4) Threat weapons and equipment, if available.
- (5) C².
- (6) Safety.

6-6. Conducting the Evaluation. The senior O/C has overall responsibility for conducting the evaluation. He orchestrates the overall evaluation and the support provided by various individuals and elements that are specially selected and trained to fulfill designated functions and responsibilities.

a. Os/Cs must be free to observe, report, and record the actions of the unit.

b. The HQ two echelons above the unit being evaluated should select and train the control element for the evaluation. It issues orders, receives reports, provides feeder information, and controls the OPFOR.

c. All exercise participants and supporting personnel must ensure that every facet of the evaluation is conducted in a safe manner. Personnel observing unsafe conditions must take prompt action to halt them and must advise their superiors of the situation.

6-7. Recording External Evaluation Information.

a. The senior O/C is responsible for implementing the evaluation scoring system. Although the final evaluation is made up by the senior O/C, the full team participates in this process. Their reports reflect the overall ability of the combat engineer unit to accomplish its wartime missions.

b. The evaluation scoring system is based on an evaluation of the unit's performance of each mission-essential task and any other collective task contained in the overall evaluation plan. Use the following four steps for the evaluation:

- (1) Identify the ARTEP MTP T&EOs that correspond to each of the evaluation plan tasks.
- (2) Use T&EO standards to evaluate the unit's performances of the tasks. This is done for each evaluation plan task.
- (3) Record on the T&EO a GO for each performance measure performed to standard and a NO-GO for each performance measure not performed to standard.
- (4) Record the unit's overall capability to perform the task by using GO/NO-GO information recorded on each T&EO. Use the following definitions as guidance in making this determination:
 - (a) GO - The unit successfully accomplished the task or performance measure to standards.
 - (b) NO-GO - The unit did not accomplish the task or performance measure to standard.

c. Use other locally designed reports that are approved by the senior O/C and prescribed in the evaluation plan to collect the evaluation information. These reports assist the team in recording the information concerning the unit's capability to perform its wartime mission according to the established standards. This information will assist the senior O/C to determine the unit's overall final rating. The reports listed below can be used to collect the information.

- (1) Unit data sheet (Figure 6-4). This report records personnel and equipment status.
- (2) Environmental data sheet (Figure 6-5). This report records information concerning weather and terrain conditions present during the evaluation period.
- (3) Personnel and equipment loss report (Figure 6-6). This report records information concerning the element's personnel and equipment losses during OPFOR engagements.

UNIT DATA SHEET						
1. Unit designation:				Date:		
2. Unit leaders: (Circle the most correct answer.)						
Position	Rank	Time in unit (months)				
Commander	LTC/MAJ	1-3	4-6	7-12	13-18	>19
Executive Officer	MAJ/CPT	1-3	4-6	7-12	13-18	>19
Battalion S3	CPT/1LT	1-3	4-6	7-12	13-18	>19
Battalion S2	CPT/1LT	1-3	4-6	7-12	13-18	>19
Battalion S1	CPT/1LT	1-3	4-6	7-12	13-18	>19
Battalion S4	CPT/1LT	1-3	4-6	7-12	13-18	>19
Battalion maintenance officer	CPT/1LT	1-3	4-6	7-12	13-18	>19
A Company commander	CPT/1LT	1-3	4-6	7-12	13-18	>19
B Company commander	CPT/1LT	1-3	4-6	7-12	13-18	>19
C Company commander	CPT/1LT	1-3	4-6	7-12	13-18	>19
3. Unit strength (excluding leaders):						
4. Equipment shortages (major items):						
5. Comments:						
Observer/controller's signature:						

Figure 6-4. Sample Unit Data Sheet

ENVIRONMENTAL DATA SHEET						
Exercise number and description:						
Date and time the exercise started:						
Date and time the exercise ended:						
1. Weather conditions: (Circle the appropriate description.)						
Clear	Partly Cloudy	Cloudy	Hazy	Rain	Snow	Fog
Other:						
Temperature:						
2. Ground conditions: (Circle the appropriate description.)						
Dry	Wet	Ice	Snow			
Other:						
3. Light conditions: (Circle the appropriate description.)						
Day	Night					
Moon phase	None	1/4	1/2	3/4	Full	
Average range of visibility due to light:						
4. Terrain: (Circle the appropriate description.)						
Flat	Rolling	Mountains	Jungle	Desert	Urban	Artic
Other:						
Top Soil: Sandy Rocky Clay Other:						
Average range of visibility due to terrain:						
5. Remarks:						

Figure 6-5. Sample Environmental Data Sheet

6-8. After-Action Reviews. AARs provide direct feedback to unit members by involving them in the diagnosis process and by enabling them to discover for themselves what happened during the evaluation. In this way, participants identify errors and seek solutions that increase the value of the training and reinforce learning.

a. The senior O/C is responsible for the AAR process. He coordinates the entire AAR program from the initial planning of the evaluation through the after-actions phases.

b. Key steps in the AAR process are--

(1) Planning. Planning for AARs is started in the exercise preparation activities long before the start of the action evaluation. AARs are integrated into the general scenario at logical breakpoints and into the detailed evaluation scenario that is developed subsequently. Qualified Os/Cs are selected and trained in the AAR process as part of O/C training. This phase also includes the identification of potential AAR sites and the requisition of equipment and supplies needed to conduct the AAR.

(2) Preparation. AAR preparation starts with the beginning of the actual evaluation. In addition to observing the unit performing its critical tasks, this phase includes the review of the training objectives, orders, and doctrine. Final AAR site selection is completed and times and attendance are established. AAR information is gathered from applicable Os/Cs and unit personnel. The AAR is organized and rehearsed.

(3) Conduct. AARs are conducted at logical breakpoints in the exercise and at the end of the evaluation. When AAR participants have assembled, the AAR begins with the senior O/C introducing the session with a statement of the AAR purpose, the establishment of the AAR ground rules and procedures, and a restatement of the training and evaluation objectives. A successful AAR include the following guidelines:

(a) AARs are not critiques, but are professional discussions of training events.

(b) The senior O/C guides the discussion in a manner that ensures that participants openly discuss the lessons.

(c) Dialogue is encouraged among Os/Cs and unit personnel.

(d) All individuals who participated in the evaluation are present for the AAR, if possible. As a minimum, every unit or element that participates in the exercise is represented.

(e) Participants discuss not only what happened, but also how it happened and how it could have been done better.

(f) Participants review the sequence of the events associated with the hazards and the risk assessment made before the exercise. As a minimum, the review should address hazards that presented themselves (but were not identified) and each incident of fratricide or near fratricide and how it could be avoided in the future.

(g) Events not directly related to major events are not examined.

(h) Participants do not offer self-serving excuses for inappropriate actions.

(i) The AAR end result is that soldiers and leaders, through discovery learning, gain a better understanding of their individual and collective strengths and weaknesses and become more proficient in training for and performing their critical tasks.

NOTE: Reference materials for conducting an AAR are Training Circulars (TC) 25-6 and 25-20, and FM 25-101.

APPENDIX A - EXERCISE OPERATION ORDER (OPORD)

For use of the OPORD, refer to the exercise outlined in Chapter 4 and to Figure A-1.

OPERATION ORDER	
(classification) FOR TRAINING PURPOSES ONLY	
Operation Order _____ 20_____	Copy ___ of ___ copies 25th Engineer Battalion
Task Organization:	
1. SITUATION.	
<p>a. Enemy Forces. Contact with the enemy has been broken. The enemy has withdrawn deep to the rear. He being reinforced with motorized rifle forces and is preparing to counterattack within 24 hours. The enemy is expected to use nonpersistent nerve agents. Enemy air is expected to be active in the area. Latest INTSUM indicates that the enemy may have a platoon-size combat outpost in the battalion sector. Enemy units occupying the combat outpost are half strength. Counterattacking forces are expected to be full strength.</p>	
<p>b. Friendly Forces. 1st Brigade conducts a passage of lines to seize Objective Richmond. On order, 1st Brigade continues the attack forward of PL Green.</p>	
<p>(1) Missions of units on left and right flanks, as required.</p>	
<p>(2) Supporting engineer unit missions, as required.</p>	
<p>(3) Supporting fires: 2nd Battalion, 61st Field Artillery, is in direct support.</p>	
2. MISSION. The TF conducts a passage of lines and attacks to seize and secure objective Richmond no later than 090600Z. On order, the TF prepares to continue movement forward of PL Green.	
3. EXECUTION.	
<p>a. Concept of the Operation: See overlay developed by the trainer in the field.</p>	
<p>(1) Maneuver. TF 1-25 departs AA Red Cloud with two company teams abreast and two teams following. Team A leads on Axis Oak and is the main attack. Team B leads on Axis Pine and is supporting the attack. Teams C and D follow on Axis Oak and Pine respectively. The commander's intent is to gain contact with the enemy, and locate and fix the enemy's main body so that the brigade can conduct envelopments to destroy the enemy. It is necessary to destroy the enemies combat outposts. The unit must quickly reorganize and continue movement until the unit finds the main body. The company team that makes initial contact will attempt to fight through and destroy the enemy. If the unit cannot, they will provide a base of fire for maneuver with the remaining TF. The unit will continue movement to PL Green if no contact is gained. The unit will continue movement past PL Green on order.</p>	
<p>(2) Fire support. The priority of fires is to Team A initially and then to the team that is in contact (once contact is made).</p>	

Figure A-1. Sample OPORD

(3) Mines, obstacles, and fortifications. Critical checkpoints and identified obstacles are shown on the obstacle overlay.

b. Subunit Missions (as required).

c. Engineer. Priority of support is to the two lead teams. On order, conduct breaching operations in support of the team in contact. Be prepared to support hasty defense on order.

d. Coordinating Instructions.

(1) Report all enemy contact.

(2) Report all enemy obstacles.

(3) Report crossing of the PLs.

(4) Additional information, as required.

4. SERVICE AND SUPPORT. Per the brigade's SOP.

5. COMMAND AND SIGNAL.

a. Command.

b. Signal.

(1) Current SOI.

(2) Radio-listening silence until initial contact is made with the enemy.

FOR TRAINING PURPOSES ONLY
(classification)

Figure A-1. Sample OPORD (continued)

APPENDIX B - THREAT ANALYSIS

B-1. Introduction.

a. Dramatic changes in Europe and within the former Soviet Union have reduced the likelihood of an east-west military confrontation in Europe. The threat in Europe has not gone away completely, but it is less immediate and changed in nature. Despite reductions, Russia will still have the largest army in Europe. Regardless of the stated peaceful intentions of current Russian political leaders, the Russian Armed Forces still possesses formidable capabilities, and those capabilities will remain, should conditions and intentions change. Other former Soviet republics are forming their own armed forces and could pose threats to each other or to other countries in the region. In this time of turmoil and uncertainty, the former Soviet military power remains a potentially dangerous challenge to US and North Atlantic Treaty Organization (NATO) security. However, this remnant of the former Soviet threat is just one of many.

b. Many other nations are obtaining or developing sophisticated weaponry. Various regional conflicts could cause the US to intervene bilaterally or as part of a multinational coalition to protect our interests or those of our allies. Other potential conflict areas could call for a variety of responses by either the US or the former Soviet republics or both. The threat may come in an organized military form, which may or may not follow the former Soviet model. It may also come in the form of insurgencies, terrorism, or narcotics trafficking. The US Army needs to be prepared to respond to this broad spectrum of potential threats that it could encounter in various contingencies.

B-2. Global Threats. Modern weapons and the capability to project military power to great distances beyond its own national borders would characterize a global-type threat, such as the former Soviet one. Against such a potential adversary, the threat to rear operations would include the following:

- Armored or mechanized forces breaking into our rear area.
- Airborne, airmobile, or amphibious assault forces inserted into our rear area.
- Long-range artillery, surface-to-surface missiles, or air strikes targeting rear-area assets.
- NBC weapons.
- Radio-electronic combat aimed at jamming or destroying our communications means and disrupting our C².
- Agents and saboteurs.

B-3. Regional Threats. Regional threats, such as Iraq or North Korea, have less capability to project power. However, they may have some of the same weapons and organizations as a global threat. In fact, lessening superpower tensions are contributing significantly to the proliferation of sophisticated weaponry to emerging nations. This applies not only to conventional ground and air weapons, but also to chemical and nuclear weapons and missile systems. A mature regional power, possibly with a global power as a major source of its military hardware, emphasizes the ability to project its forces throughout a given region.

B-4. Local Threats. Local threats have even more localized objectives and little capability to project power beyond their own borders or their immediate neighbors. They generally have less modern equipment than global or regional threat powers or at least a limited variety of modern weapons. Their equipment may include modern small arms and light artillery (mortars, howitzers, gun-howitzers, and rocket launchers), but often does not include sophisticated weapons such as long-range conventional artillery or high-performance aircraft. A local threat may be heavily supported by a regional threat or even by a global power. In the past, for example, Cuba assisted Soviet-backed movements in Angola, Nicaragua, and Ethiopia. This outside influence will often be reflected in the equipment, organization, or tactics of the local threat forces. However, the actions of a local threat are often limited to insurgencies,

civil wars, or border disputes. Insurgents, especially those with outside help, may be able to purchase modern weapons, but may not have developed a logistics base able to sustain continuous conflict. Therefore, they often concentrate on guerrilla tactics, sabotage, assassinations, booby traps, or explosives to achieve their objectives.

B-5. Special Situations.

a. The threat in special situations includes terrorism. Terrorism may satisfy the objectives of different types of threats discussed above. Terrorists are the least likely threat to use conventional forces and thus are the hardest to anticipate or to train against. Terrorist tactics include the following:

- Assassinating or maiming.
- Arson.
- Bombing.
- Hijacking, kidnapping, or hostage-taking.
- Raids and seizure of facilities.
- Sabotage.
- Hoaxes (such as bomb threats).

Aside from these threats, terrorists may also be able to obtain weapons of mass destruction. A political leadership that supports terrorism, as in Iraq, may control such NBC weapons. If nuclear weapons are too difficult to obtain, terrorists may instead employ chemical or biological weapons to reach their goals.

b. Narcotics trafficking is another special-condition threat. It may be supported or tolerated by a global power for political or economic reasons. It may also be tied in with regional or local threat powers or with terrorism. There is often a marriage of convenience between insurgent groups and the drug cartels. The cartels can spend significant amounts of money on the latest in technology for communications and security to protect their operations. They can also buy weapons and otherwise finance regional insurgencies and cross-border conflicts.

B-6. Bottom Line. The threat to rear operations includes all of the above categories. These threat categories are not mutually exclusive and may overlap with one another.

APPENDIX C - METRIC CONVERSION CHART**Table C-1. Metric Conversion Chart**

US Units	Multiplied By	Equals Metric Units
Length		
Feet	0.30480	Meters
Inches	2.54000	Centimeters
Inches	0.02540	Meters
Inches	25.40010	Millimeters
Miles (statute)	1.60930	Kilometers
Miles per hour	0.0447	Meters per second
Yards	0.91400	Meters
Volume		
Cubic feet	0.02830	Cubic meters
Cubic yards	0.76460	Cubic meters
Weight		
Pounds	453.59000	Grams
Pounds	0.45359	Kilograms
Length		
Centimeters	0.39370	Inches
Meters per second	2.23700	Miles per hour
Millimeters	0.03937	Inches
Kilometers	0.62137	Miles (statute)
Meters	3.28080	Feet
Meters	39.37000	Inches
Meters	1.09360	Yards
Volume		
Cubic meters	35.31440	Cubic feet
Cubic meters	1.30790	Cubic yards
Weight		
Kilograms	2.20460	Pounds

GLOSSARY**1SG**

first sergeant

AA

avenue of approach; assembly area; antiaircraft; anchor assembly

ABCS

Army Battle Command System

ADC

area damage control

ALCE

airlift control element

AO

area of operation

AOAP

Army Oil Analysis Program

AR

Army regulation; armor; angle of repose

ARTEP

Army Training and Evaluation Program

ASAS

All Source Analysis System

AT

antiterrorism; antitank

BCOC

base cluster operations center

BDLT

base defense liaison team

BDOC

base defense operations center

BF

board feet; battle fatigue

BMO

battalion maintenance officer

BOM

bill of materials

C2

command and control

CAS

casualty; close air support

CBR

chemical, biological, and radiological; California bearing ratio

CCIR

commander's critical-information requirement

CDM

chemical downwind message

CE

command element; compactive effort; communications-electronics

CHS

combat health support

Class I

Subsistence items (meals, ready-to-eat [MRE], T-rations, and fresh fruits and vegetables) and gratuitous-issue health and comfort items.

Class II

Clothing, individual equipment, tentage, organizational tool sets and kits, hand tools, maps, and administrative and housekeeping supplies and equipment.

Class III

Petroleum fuels, lubricants, hydraulic and insulating oils, preservatives, liquids and gasses, bulk chemical products, coolants, deicer and antifreeze compounds, components and additives of petroleum and chemical products, and coal.

Class IX

Repair parts and components, to include kits, assemblies, and subassemblies (repairable or nonrepairable) required for maintenance support of all equipment.

Class V

Ammunition of all types, including chemical, bombs, explosives, mines, fuzes, detonators, pyrotechnics, missiles, rockets, propellants, and other associate items.

Class VII

Major end items such as launchers, tanks, mobile machine shops, and vehicles.

Class VIII

Medical material, including repair parts peculiar to medical equipment and the management of blood.

COMMZ

communications zone

COMSEC

communications security

COP

common operational picture

- CP**
command post; checkpoint
- CPM**
critical path method
- CS**
combat support; Costa Rica; o-chlorobenzylidene malononitrile
- CSS**
combat service support
- CTA**
common table of allowances; consolidated training activities
- DA**
Department of the Army; Denmark; direct action
- DACG**
departure-airfield control group
- DD**
Department of Defense
- DEERS**
Defense Enrollment Eligibility Reporting System
- Defilade**
A fighting position offering cover and concealment to its occupant.
- DTSS**
Digital Topographic Support System
- EA**
each; engagement area
- ECCM**
electronic counter-countermeasures
- EEFI**
essential elements of friendly information
- EI**
essential elements of information
- EPW**
enemy prisoner of war
- EW**
electronic warfare
- FBCB2**
Force XXI Battle Command Brigade and Below
- Field Manual (FM)**

A DA publication that contains doctrine that prescribes how the Army and its organizations function on the battlefield in terms of missions, organizations, personnel, and equipment. The level of detail should facilitate an understanding of "what" and "how" for commanders and staffs to execute the missions and tasks. The FM may also be used to publish selected alliance doctrinal publications that are not readily integrated into other doctrinal literature.

FIST

fire support team

FM

field manual; frequency modulated/modulation

FO

forward observer

FPF

final protective fire; final protection fires

FPL

final protective line

FRAGO

fragmentary order

FRAGO (fragmentary order)

An abbreviated form of an operation order (usually issued on a day-to-day basis) that eliminates the need for restating information contained in a basic operation order.

FS

fire support; Fort Sill; foresight

FSC

Finance Support Command; federal supply catalog

FSO

fire support officer; food service officer

FST

field sanitation team; fire support team

GRREG

graves registration

GSR

general support-reinforcing; ground surveillance radar

HE

high explosive

HN

host nation

HQ

headquarters

INTREP

intelligence report

INTSUM

intelligence summary

ITO

installation transportation office(r)

LCE

load-carrying equipment

LES

leave and earnings statement

LO

learning objective; low; lubrication order

LZ

landing zone

MCC

movement control center

MCS

Maneuver Control System

MCSR

material-condition status report

MEDEVAC

medical evacuation

METT-TC

mission, enemy, terrain, troops, time available, and civilian considerations

MIJI

meaconing, intrusion, jamming, and interference

Military occupational specialty (MOS)

A term used to identify a group of duty positions so closely related that they are interchangeable among soldiers so classified at any skill level.

MLC

military load classification; military load class

MOPP

mission-oriented protection posture

MOPP 2

Mask carried/worn. Protective suit and boots worn, gloves carried.

MOPP 4

Mask worn. Protective suit, boots, and gloves worn.

MOS

military occupational specialty; minimum operating strip

MP

military police

MRE

meal, ready to eat

MSR

main supply route

MTF

medical treatment facility

MTOE

modified table(s) of organization and equipment; modification table of organization and equipment

MTP

mission training plan; MOS training plan

NBC

nuclear, biological, chemical

NBC 1 Report

Observer's Initial Report. This report is used by the observing unit to give basic, initial, and follow-up data about an NBC attack. This report is sent by platoons and companies to the battalion headquarters or by designated observers to the division NBC Center (NBCC).

NBC 4 Report

Monitoring and Survey Report used to report NBC hazards detected by a unit through monitoring, survey, or reconnaissance. This report is prepared and submitted by company-level organizations.

NBC 5 Report

Actual Contaminated Areas Report. Once the NBC reports are posted on the situation map, the division prepares an NBC 5 report showing the contaminated area. The preferred method of dissemination is by overlay.

NCO

noncommissioned officer

NCOIC

noncommissioned officer in charge

NCS

net control station

NMC

nonmission capable

NMCS

non-mission capable supply

NPA

net pay advice

OEG

operation exposure guide; operational-exposure guidance

OIC

officer in charge

OP

observation post; operational procedure

OPFOR

opposing forces

OPLAN

operation plan

OPORD

operation order

OPORD (operation order)

A directive issued by a commander to subordinate commanders for the purpose of effecting the coordinated execution of a plan of action.

OPSEC

operations security

PAC

Personnel and Administration Center

PAM

pamphlet

Parapet

A wall, rampart, or elevation of earth or stone to protect soldiers.

PCC

precombat check

PCI

photo-coverage indexes; precombat inspection

PDF

principal direction of fire

PIR

priority intelligence requirements

PLL

prescribed load list

PMCS

preventive-maintenance checks and services

POE

port of embarkation

POL

petroleum, oils, and lubricants

ARTEP 5-500-66-MTP

POS/NAV

position/navigation

POV

privately owned vehicle

PSC

personnel service company

PVNTMED

preventive medicine

RADIAC

radiation, detection, indication, and computation

RAOC

rear-area operations center

RATELO

radiotelephone operator

RES

radiation exposure status

ROE

rules of engagement

ROI

rules of interaction

RP

Republic of Philippines; release point; rally point; reference point; red phosphorus

RTD

return to duty

S1

Adjutant (US Army)

S2

Intelligence Officer (US Army)

S3

Operations and Training Officer (US Army)

S4

Supply Officer (US Army)

SA

semiannually; situational awareness

SATRAN

satellite transmission

SCPE

simplified collective-protection equipment

SHTU

simplified handheld terminal unit

SIDPERS

Standard Installation/Division Personnel System

SITREP

situation report

SJA

Staff Judge Advocate

SMCT

soldier's manual of common tasks

SOFA

Status of Forces Agreement

SOI

signal operation instructions; specific operation instructions

SOP

standing operating procedure

SOP (standing operating procedure)

A set of instructions covering those features of operations that lend themselves to a definite or standardized procedure without loss of effectiveness. The procedure is applicable unless ordered otherwise.

SP

start point; strongpoint; self-propelled; Spain

SSI

standing signal instructions; signal supplemental instructions

STP

soldier training publication

T&EO

training and evaluation outline

TACSOP

tactical standing operating procedure

TF

task force; total float

TG

trainer's guide

TM

team; technical manual; trademark

TMO

transportation movements office(r)

TOC

tactical operations center

TOE

table(s) of organization and equipment

TRP

target reference point

TSEC

transmission security

UAV

unmanned aerial vehicle

UCMJ

Uniform Code of Military Justice

UMCP

unit maintenance collection point

US

United States

UXO

unexploded ordnance

WCS

weapon control status; weapon control station

WO

warrant officer; warning order

XO

executive officer

REFERENCES

Required Publications

Required publications are sources that users must read in order to understand or to comply with this publication.

Army Regulations

AR 190-51	Security of Unclassified Army Property (Sensitive and Nonsensitive) (This Item is Included on EM 0001) 30 September 1993
AR 200-1	Environmental Protection and Enhancement. 21 February 1997
AR 220-15	Journals and Journal Files. 1 December 1983
AR 25-50	Preparing and Managing Correspondence. 5 March 2001
AR 27-10	Legal Services: Military Justice. 24 June 1996
AR 30-1	The Army Food Service Program. 1 January 1985
AR 380-5	Department of The Army Information Security Program. 9 September 2000
AR 385-10	The Army Safety Program (This item is included on EM 0001). 23 May 1988
AR 40-5	Preventive Medicine. 15 October 1990
AR 530-1	Operations Security (OPSEC). 3 March 1995
AR 710-2	Inventory Management Supply Policy Below the Wholesale Level (This Item is on EM 0001) 31 October 1997
AR 725-50	Requisition, Receipt, and Issue System (This Item is Included on EM 0001) 15 November 1995
AR 750-43	Army Test, Measurement and Diagnostic Equipment Program (This Item Is Included on EM 0001) 28 November 1997

Army Training and Evaluation Program

ARTEP 7-10-MTP	Mission Training Plan for the Infantry Rifle Company. 3 March 2000
----------------	--

Department of Army Forms

DA FORM 1594	Daily Staff Journal or Duty Officer's Log. 1 November 1962
DA FORM 2406	Material Condition Status Report. 1 April 1993
DA FORM 31	Request and Authority for Leave (EGA). 1 September 1993
DA FORM 3318	Records of Demands - Title Insert. 1 January 1982
DA FORM 638	Recommendation for Award. 1 November 1994

Department of Army Pamphlets

DA PAM 25-30	Consolidated Index of Army Publications and Blank Forms (ISSUED QUARTERLY)(No Printed Copies Exist)(Formerly DA Pam 310-1)(This Item is Included on EM 0001) 1 April 2001
DA PAM 710-2-1	Using Unit Supply System (Manual Procedures) (Standalone Pub) (This Item is on EM 0001) 31 December 1997
DA PAM 738-750	Functional Users Manual for the Army Maintenance Management System (TAMMS). 1 August 1994

Department of Defense Publications

DD FORM 1387-2	Special Handling Data/Certification. 1 June 1986
----------------	--

Field Manuals

FM 101-5	Staff Organization and Operations. 31 May 1997
FM 10-23	Basic Doctrine for Army Field Feeding and Class I Operations Management. 18 April 1996
FM 10-27-4	Organizational Supply and Services for Unit Leaders. 14 April 2000
FM 10-67-1	Concepts and Equipment of Petroleum Operations. 2 April 1998
FM 12-6	Personnel Doctrine. 9 September 1994
FM 17-98	Scout Platoon. 10 April 1999
FM 20-3	Camouflage, Concealment, and Decoys. 30 August 1999
FM 20-32	Mine/Countermine Operations. 29 May 1998
FM 21-10	Field Hygiene and Sanitation. 21 June 2000
FM 21-16	Unexploded Ordnance (UXO) Procedures. 30 August 1994
FM 21-75	Combat Skills of the Soldier. 3 August 1984
FM 22-51	Leaders` Manual for Combat Stress Control. 29 September 1994
FM 24-1	Signal Support in the AirLand Battle. 15 October 1990
FM 24-18	Tactical Single-Channel Radio Communications Techniques. 30 September 1987
FM 24-19	Radio Operator's Handbook. 24 May 1991
FM 24-33	Communications Techniques: Electronic Counter-Countermeasures. 17 July 1990
FM 24-35	(O) Signal Operation Instructions "The SOI". 26 October 1990
FM 24-35-1	(O) Signal Supplemental Instructions. 2 October 1990
FM 3-100	Chemical Operations Principles and Fundamentals. 8 May 1996
FM 3-11	Flame, Riot Control Agents and Herbicide Operations. 19 August 1996
FM 3-19	NBC Reconnaissance. 19 November 1993
FM 3-19.30	Physical Security. 8 January 2001
FM 3-19.4	Military Police Leaders' Handbook. 4 March 2002
FM 3-19.40 (FM 19-40)	Military Police Internment/Resettlement Operations. 1 August 2001
FM 3-3	Chemical and Biological Contamination Avoidance. 16 November 1992
FM 3-34.2	Combined-Arms Breaching Operations. 31 August 2000
FM 3-4	NBC Protection. 29 May 1992
FM 34-130	Intelligence Preparation of the Battlefield. 8 July 1994
FM 34-2	Collection Management and Synchronization Planning. 8 March 1994
FM 34-2-1	Tactics, Techniques, and Procedures for Reconnaissance and Surveillance and Intelligence Support to Counterreconnaissance. 19 June 1991
FM 34-3	Intelligence Analysis. 15 March 1990
FM 34-5	(S) Human Intelligence and Related Counterintelligence Operations. 29 July 1994
FM 34-60	Counterintelligence. 3 October 1995
FM 3-5	NBC Decontamination. 28 July 2000
FM 3-50	Smoke Operations. 4 December 1990
FM 3-90	Tactics. 4 July 2001
FM 4-25.12	Unit Field Sanitation Team (FM 21-10-1). 25 January 2002
FM 4-30.3	Maintenance Operations and Procedures 1 September 2000
FM 44-100	US Army Air and Missile Defense Operations. 15 June 2000
FM 44-64	SHORAD Battalion and Battery Operations. 5 June 1997
FM 44-8	Combined Arms for the Air Defense. 1 June 1999

FM 44-80	Visual Aircraft Recognition. 30 September 1996
FM 5-10	Combat Engineer Platoon. 3 October 1995
FM 5-100	Engineer Operations. 27 February 1996
FM 5-104	General Engineering. 12 November 1986
FM 5-116	Engineer Operations: Echelons Above Corps. 9 February 1999
FM 5-170	Engineer Reconnaissance. 5 May 1998
FM 5-250	Explosives and Demolitions. 30 July 1998
FM 5-33	Terrain Analysis. 11 July 1990
FM 5-34	Engineer Field Data. 30 August 1999
FM 5-410	Military Soils Engineering. 23 December 1992
FM 5-412	Project Management. 13 June 1994
FM 5-430-00-1	Planning and Design of Roads, Airfields, and Heliports in the Theater of Operations - Road Design. 26 August 1994
FM 5-430-00-2	Planning and Design of Roads, Airfields, and Heliports in the Theater of Operations - Airfield and Heliport Design. 29 September 1994
FM 5-480	Port Construction and Repair. 12 December 1990
FM 55-20	Rail Transport in a Theater of Operations. 1 June 2000
FM 55-30	Army Motor Transport Units and Operations. 27 June 1997
FM 55-65	Strategic Deployment. 3 October 1995
FM 5-71-2	Armored Task-Force Engineer Combat Operations. 28 June 1996
FM 57-38	Pathfinder Operations. 9 April 1993
FM 71-1	Tank and Mechanized Infantry Company Team. 26 January 1998
FM 7-7	The Mechanized Infantry Platoon and Squad (APC). 15 March 1985
FM 7-8	Infantry Rifle Platoon and Squad. 22 April 1992
FM 7-92	The Infantry Reconnaissance Platoon and Squad (Airborne, Air Assault, Light Infantry). 23 December 1992
FM 8-10	Health Service Support in a Theater of Operations. 1 March 1991
FM 8-10-1	The Medical Company Tactics, Techniques, and Procedures. 29 December 1994
FM 8-10-6	Medical Evacuation in a Theater of Operations, Tactics, Techniques and Procedures. 14 April 2000
FM 8-51	Combat Stress Control in a Theater of Operations Tactics, Techniques, and Procedures. 29 September 1994
FM 90-23	(Rear Security Operations) Army-Tactical Air Forces Procedures for Rear Security Operations at Echelons Above Corps (TACP 5049; USAFEP 5049; PACAFP 5049; AACP 5049). 14 November 1989.

Other Product Types

CTA 50-900	Clothing and Individual Equipment. 1 September 1994
------------	---

Soldier Training Publications

STP 19-95B1-SM	Soldier's Manual, MOS 95B, Military Police, Skill Level 1. 21 February 1997
STP 21-24-SMCT	Soldier's Manual of Common Tasks (SMCT) Skill Levels 2-4. 1 October 2001
STP 21-II-MQS	Military Qualification Standards II Manual of Common Tasks for (Lieutenants and Captains). 31 January 1991
STP 5-12B24-SM-TG	MOS 12B, Combat Engineer, Skill Levels 2/3/4, Soldier's Manual and Trainer's Guide.

ARTEP 5-500-66-MTP

STP 5-62G13-SM-TG

MOS 62G, Quarrying Specialist, Skill Levels 1/2/3, Soldier's Manual and Trainer's Guide. 5 May 1986

Technical Manuals

TM 55-208

Railway Equipment: Characteristics and Data. 5 October 1976

TM 750-244-2

Procedures for Destruction of Electronics Materiel to Prevent Enemy Use (Electronics Command). 14 March 1972

TM 750-244-3

Procedures for Destruction of Equipment to Prevent Enemy Use (Mobility Equipment Command). 23 September 1969

TM 750-244-6

Procedures for Destruction of Tank-Automotive Equipment to Prevent Enemy Use (US Army Tank-Automotive Command). 3 October 1972

TM 750-244-7

Procedures for Destruction of Equipment in Federal Supply Classifications 1000, 1005, 1010, 1015, 1020, 1025, 1030, 1055, 1090 and 1095 to Prevent Enemy Use. 18 June 1970

Training Circulars

TC 22-6

The Army Noncommissioned Officer Guide 23 November 1990

TC 24-20

Tactical Wire and Cable Techniques. 3 October 1988

Related Publications

Related publications are sources of additional information. They are not required in order to understand this publication.

Field Manuals

FM 101-5

Staff Organization and Operations. 31 May 1997

FM 5-104

General Engineering. 12 November 1986

FM 90-23

(Rear Security Operations) Army-Tactical Air Forces Procedures for Rear Security Operations at Echelons Above Corps (TACP 5049; USAFEP 5049; PACAFP 5049; AACP 5049). 14 November 1989.

Questionnaire

MTP NUMBER _____ DATE _____

MTP TITLE _____

Request your recommendations to improve this training publication. To make it easier for you to make recommendations, a standard questionnaire has been provided. Please respond to all questions by circling your answer or providing a written response, where requested. Please make a copy of this questionnaire. Mail to: Commandant, US Army MANSCEN, ATTN: ATZT-DT-WF-E, Fort Leonard Wood, MO 65473-8600.

THE FOLLOWING QUESTIONS PERTAIN TO YOU.

1. What is your position (for example, company commander, platoon sergeant [PSG])?

2. How long have you served in this position? _____

3. How long have you served in this unit? _____

4. What is your component?

- a. Active Component
- b. Reserve Component

5. Where is your unit?

- a. Continental United States (CONUS)
- b. United States Army, Europe (USAREUR)
- c. United States Army, Western Command (WESTCOM)
- d. Eighth United States Army (USA)
- e. Other (specify)

THE FOLLOWING QUESTIONS ARE ABOUT THE MTP IN GENERAL.

6. How do you feel this document has affected training in your unit when compared to other training products?

- a. Has made training worse.
- b. Has made training better.
- c. Has had no affect on training.
- d. Do not know or do not have an opinion.

7. How easy is the document to use, compared to other training products?

- a. More difficult.
- b. Easier.
- c. About the same.
- d. Do not know or do not have an opinion.

For question numbers 8 through 11, choose one of the following answers:

- a. Chapter 1, Unit Training.
- b. Chapter 2, Training Matrixes.
- c. Chapter 3, Mission Outlines.
- d. Chapter 4, Training Exercises.
- e. Chapter 5, Training and Evaluation Outlines.
- f. Chapter 6, External Evaluation.
- g. Do not know or do not have an opinion.

8. What part of the MTP document was least useful? _____

9. What part of the MTP document was most useful? _____

10. What is the most difficult part of the MTP to understand?

11. What is the easiest part of the MTP to understand? _____

THE FOLLOWING QUESTIONS PERTAIN TO THE TRAINING EXERCISES.

12. The exercises are designed to prepare the unit to accomplish its wartime mission. In your opinion, how well do they fulfill this purpose?

- a. They do not prepare the unit at all.
- b. They help, but only provide 20 percent or less of my unit's training requirements.
- c. They help, but only provide 21 to 50 percent of my unit's training requirements.
- d. They help, but only provide between 51 to 80 percent of my unit's training requirements.
- e. They provide 81 percent or more of my unit's training requirements.

13. Would you recommend that any STX be added or deleted from the MTP? _____

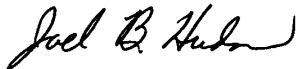
14. What was the greatest problem you experienced with the exercises?

- a. Have too many pages.
- b. Are hard to read and understand.
- c. Need more illustrations.
- d. Need more information on how to set up the exercises.
- e. Need more information on leader training.
- f. Need more information on how to conduct the exercises.
- g. Need more information on support and resources.
- h. Need more information on normally attached elements.
- i. Do not interface well with other training products, such as battle drills.
- j. Do not know or do not have an opinion.

By Order of the Secretary of the Army:

ERIC K. SHINSEKI
General, United States Army
Chief of Staff

Official:



JOEL B. HUDSON
Administrative Assistant to the
Secretary of the Army
0225421

DISTRIBUTION:

Active Army, Army National Guard, and US Army Reserve: Not to be distributed. Electronic means only.

PIN: 080273-000